



Airport Advisory Commission

REGULAR MEETING MINUTES

March 14, 2017

The Airport Advisory Commission convened in a regular meeting on March 14, 2017, at 2716 Spirit of Texas Drive, in Room 174-A in Austin, Texas.

Board Members in Attendance:

Ernest Saulmon, Chair
Mike Rodriguez
Michael Watry

Stephanie Trinh, Secretary
John Walewski

Teddy McDaniel, III
Aaron Johnson

Board Members Absent:

Vicky Sepulveda

Staff in Attendance:

Royce Traywick, Robert Mercado, Jim Smith, Shane Harbinson, Susana Carbajal, Janice White, Ruben Reyes, Jennifer Williams, Francisco “Kiko” Garza, Mariolla Sullivan, Steven Dick, Chris Carter, Dave Arthur, Jessica BlueBird, Kane Carpenter, Donnell January, Katherine Kalvsout

Others Present:

Chris Coons – CP&Y, Inc.
Willy Gonzalez – Unite Here
Byron Chavez – RS&H
Grayson Cox - KSA

Welcome & Call the Meeting to Order:

Ernest Saulmon called the meeting to order at 5:04 p.m.

1. CITIZENS COMMUNICATIONS:

Willy Gonzalez – Unite Here

2. APPROVAL OF MINUTES – February 14, 2017

Motion to approve the minutes. Motion made by Aaron Johnson and seconded by John Walewski. Motion passed 6-0-0-2 (Commission Members Vicky Sepulveda and McDaniel were absent at this vote).

Teddy McDaniel, III arrived at 5:12 p.m.

3. STAFF BRIEFING, REPORTS AND PRESENTATIONS

- a) Finance & Operations Reports for Fiscal Year 2017 to date.
- b) Planning & Engineering Capital Improvement Project Monthly Status Reports.
- c) Airport Tenant Updates and Overview of Airport Concessions Requests for Proposals.
- d) Ground Transportation Staging Area (GTSA) Transactions Report for February 2017.
- e) Transportation Network Companies (TNCs) Airport Transactions to date.

4. FOR RECOMMENDATION

- a) Approve the 2018 Capital Improvement Plan.

Motion to approve. Motion made by Teddy McDaniel, III and seconded by Mike Rodriguez. Motion passed 7-0-0-1 (Commission Member Vicky Sepulveda was absent at this vote).

- b) Authorize negotiation and execution of a 12-month contract with BRUEL & KJAER EMS, INC., to provide maintenance and support for the noise and operations monitoring system, in an amount of \$84,640, with four 12-month extension options in an amount of \$87,176 for the first extension option, \$89,788 for the second extension option, \$92,480 for the third extension option, \$95,252 for the fourth extension option, for a total contract amount not to exceed \$449,336.

Motion to approve. Motion made by Mike Rodriguez and seconded by Aaron Johnson. Motion passed 6-0-0-2 (Commission Members Vicky Sepulveda and John Walewski were absent at this vote).

- c) Authorize funding for the Austin Bergstrom International Airport Parking Garage and Administration Offices Construction Manager-at-Risk contract with AUSTIN COMMERCIAL, LP, for the Contractual Construction Cost Limitation in an amount not to exceed \$220,000,000.

Motion to approve. Motion made by Teddy McDaniel, III and seconded by John Walewski. Motion passed 7-0-0-1 (Commission Member Vicky Sepulveda was absent at this vote).

- d) Authorize additional funding for the Austin Bergstrom International Airport Terminal/Apron Expansion and Improvements Project Construction Manager-at-Risk Contract with HENSEL PHELPS CONSTRUCTION COMPANY in the amount of \$20,500,000 for a revised contractual construction cost limitation of \$296,500,000 plus \$1,500,000 contingency, for additional construction of the Terminal/Apron Expansion and Improvements project for a total contract amount not to exceed \$311,000,000.

Motion to approve. Motion made by Stephanie Trinh and seconded by Aaron Jonhson. Motion passed 7-0-0-1 (Commission Member Vicky Sepulveda was absent at this vote).

- e) Approve an ordinance amending the Fiscal Year 2016-17 Aviation Department Capital Budget (Ordinance Number 20160914-002) to appropriate \$72,107,632 from the City of Austin Airport System Revenue Bonds for Airport Capital Improvement Projects.

Motion to approve. Motion made by Teddy McDaniel, III and seconded by Michael Watry. Motion passed 7-0-0-1 (Commission Member Vicky Sepulveda was absent at this vote).

- f) Approve a resolution declaring the City of Austin's official intent to reimburse itself from revenue bonds in an amount not to exceed \$40,216,498 for Austin-Bergstrom International Airport improvements.

Motion to approve. Motion made by Ernie Saulmon and seconded by Aaron Johnson. Motion passed 7-0-0-1 (Commission Member Vicky Sepulveda was absent at this vote).

- g) Authorize award and execution of a construction contract with DALRYMPLE GRAVEL & CONSTRUCTION COMPANY, INC., for the Austin-Bergstrom International Airport Storm Water Drainage Improvements project in the amount of \$2,363,271.50 plus a \$236,327.15 contingency in an amount not to exceed \$2,599,598.65.

Motion to approve. Motion made by Mike Rodriguez and seconded by John Walewski. Motion passed 7-0-0-1 (Commission Member Vicky Sepulveda was absent at this vote).

- h) Authorize additional funding for the amount of \$2,400,000 for professional design fees for M. ARTHUR GENSLER, JR. and ASSOCIATES INC., dba GENSLER to provide additional professional services for the Austin Bergstrom International Airport Terminal/Apron Expansion and Improvements Project for a total contract amount not to exceed \$38,400,000.

Motion to approve. Motion made by Stephanie Trinh and seconded by Aaron Johnson. Motion passed 7-0-0-1 (Commission Member Vicky Sepulveda was absent at this vote).

- i) Approve a resolution authorizing the issuance and sale, by Austin-Bergstrom Landhost Enterprises, Inc. of Airport Hotel Senior Revenue Refunding and Improvement Bonds, Series 2017 in an aggregate amount not to exceed \$50,000,000 in accordance with the parameters set out in the resolution, authorizing related documents, approving related fees and providing that the issuance and sale be accomplished by July 1, 2017.

Motion to approve. Motion made by Stephanie Trinh and seconded by Aaron Johnson. Motion passed 7-0-0-1 (Commission Member Vicky Sepulveda was absent at this vote).

5. NEW BUSINESS

Invitation to Commissioners will soon follow regarding the South Terminal:

April 8, 2017, from 10 am – 12:00 pm: Community Open House, public invited

April 13, 2017, at 11:45 am: First day of operation, Ribbon Cutting Ceremony

6. OLD BUSINESS (updates)

- a) Status of action items upon which the Commission has made a recommendation to Council.
(Please note the progress of the following items)

Authorize negotiation and execution of a competitive sealed proposal agreement with MAC, INC. for the construction improvements to the Austin-Bergstrom International Airport Terminal Facility Upper Level Embankment Repairs in the amount not to exceed \$4,157,329.
[Item went before City Council on March 2, 2017 and passed.]

7. FUTURE AGENDA ITEMS

Date of next meeting: April 11, 2017

ADJOURNMENT.

Meeting was adjourned at 6:38 p.m.



Airport Advisory Commission

REGULAR MEETING MINUTES

April 11, 2017

The Airport Advisory Commission convened in a regular meeting on April 11, 2017, at 2716 Spirit of Texas Drive, in Room 174-A in Austin, Texas.

Board Members in Attendance:

Teddy McDaniel, III, Vice Chair
Aaron Johnson

Stephanie Trinh, Secretary
Michael Watry

Mike Rodriguez
Nadia Barrera-Ramirez

Board Members Absent:

Vicky Sepulveda
Ernest Saulmon, Chair

Bradley Tegeler

John Walewski

Staff in Attendance:

Becky Nagel, Susana Carbajal, Dave Arthur, Lyn Estabrook, BJ Carpenter, Francisco “Kiko” Garza, Carlton Thomas, Sue Lambe, Marjorie Flanagan, Shane Harbinson, Jim Smith, Cory Hurlless, Kane Carpenter, Jim Halbrook, Diana Heath, Stephen Dick, Rohini Kumarage, Michelle Moheet, Robert Mercado

Others Present:

Chris Coons – CP&Y, Inc.
Willy Gonzalez – Unite Here
Byron Chavez – RS&H
Grayson Cox – KSA
Josh Crawford – Garver
Stephanie Tucker – Leigh Fisher
Kelvin L. Solco – FAA
Bob Morris – FAA
Daisy Mather – FAA
Kevin Opp

Welcome & Call the Meeting to Order:

Teddy McDaniel, III called the meeting to order at 5:03 p.m.

1. CITIZENS COMMUNICATIONS:

None.

2. APPROVAL OF MINUTES – March 14, 2017

To be approved in May 2017.

3. STAFF BRIEFING, REPORTS AND PRESENTATIONS

- a) Finance & Operations Reports for Fiscal Year 2017 to date.
- b) Planning & Engineering Capital Improvement Project Monthly Status Reports.
- c) Airport Waste Diversion Programs Presentation.
- d) Federal Aviation Administration NextGEN Presentation.
Federal Aviation Administration
Robert P. Morris, Air Traffic Manager, bob.morris@faa.gov
www.faa.gov/nextgen/communityengagement/aus
- e) Airport Tenant Updates.
- f) Ground Transportation Staging Area (GTSA) Transactions Report for March 2017.
- g) Transportation Network Companies (TNCs) Airport Transactions to date.
- h) Art in Public Places Airport Projects Update.

4. FOR RECOMMENDATION

- a) Authorize negotiation and execution of a commission agreement with Janet Zweig, in an amount not to exceed \$950,000, for artwork for the Terminal/Apron Expansion and Improvement Project at Austin-Bergstrom International Airport.

Motion to approve. Motion made by Stephanie Trinh and seconded by Nadia Barrera-Ramirez. Motion passed 5-0-1-4 (Commission Member Vicky Sepulveda, Bradley Tegeler, John Walewski, and Ernest Saulmon were absent at this vote, and Commission Member Mike Rodriguez abstained).

- b) Authorize negotiation and execution of a design agreement with Marc Fornes, dba The Very Many, in an amount not to exceed \$1,550,000 for artwork at Austin-Bergstrom International Airport Parking Garage/Administration Building Project.

Motion to approve. Motion made by Teddy McDaniel, III and seconded by Stephanie Trinh. Motion passed 6-0-0-4 (Commission Member Vicky Sepulveda, Bradley Tegeler, John Walewski, and Ernest Saulmon were absent at this vote).

- c) Authorize payment in an amount not to exceed \$100,000 for the Department of Aviation's continued membership and participation in Airports Council International – North America.

Motion to approve. Motion made by Teddy McDaniel, III and seconded by Stephanie Trinh. Motion passed 6-0-0-4 (Commission Member Vicky Sepulveda, Bradley Tegeler, John Walewski, and Ernest Saulmon were absent at this vote).

- d) Authorize negotiation and execution of a 24-month contract with THE JW GROUP, INC., or one of the other qualified offerors to Request For Qualification Statements PAX0502, to provide Aviation information technology consultant services, in an estimated amount of \$1,600,000, with three 12-month extension options in an estimated amount of \$800,000 per extension option, for a total contract amount not to exceed \$4,000,000.

Motion to approve. Motion made by Mike Rodriguez and seconded by Teddy McDaniel, III. Motion passed 6-0-0-4 (Commission Member Vicky Sepulveda, Bradley Tegeler, John Walewski, and Ernest Saulmon were absent at this vote).

- e) Approve a resolution authorizing the issuance and sale, by Austin-Bergstrom Landhost Enterprises, Inc. of Airport Hotel Senior Revenue Refunding and Improvement Bonds, Series 2017 in an aggregate amount not to exceed \$60,000,000 in accordance with the parameters set out in the resolution, authorizing related documents, approving related fees and providing that the issuance and sale be accomplished by July 1, 2017.

Motion to approve. Motion made by Teddy McDaniel, III and seconded by Aaron Johnson. Motion passed 6-0-0-4 (Commission Member Vicky Sepulveda, Bradley Tegeler, John Walewski, and Ernest Saulmon were absent at this vote).

5. NEW BUSINESS

Airport Tour dates to be determined.

6. OLD BUSINESS (updates)

- a) Status of action items upon which the Commission has made a recommendation to Council.
(Please note the progress of the following items)

Authorize negotiation and execution of a 12-month contract with BRUEL & KJAER EMS, INC., to provide maintenance and support for the noise and operations monitoring system, in an amount of \$84,640, with four 12-month extension options in an amount of \$87,176 for the first extension option, \$89,788 for the second extension option, \$92,480 for the third extension option, \$95,252 for the fourth extension option, for a total contract amount not to exceed \$449,336. **[Item went before City Council on April 6, 2017 and passed.]**

Authorize additional funding for the Austin Bergstrom International Airport Terminal/Apron Expansion and Improvements Project Construction Manager-at-Risk Contract with HENSEL PHELPS CONSTRUCTION COMPANY in the amount of \$20,500,000 for a revised contractual construction cost limitation of \$296,500,000 plus \$1,500,000 contingency, for additional construction of the Terminal/Apron Expansion and Improvements project for a total contract amount not to exceed \$311,000,000. **[Item went before City Council on March 23, 2017 and passed.]**

Approve an ordinance amending the Fiscal Year 2016-2017 Aviation Department Capital Budget (Ordinance Number 20160914-002) to appropriate \$72,000,000 from the City of Austin Airport System Revenue Bonds for airport capital improvements projects. **[Item went before City Council on March 23, 2017 and passed.]**

Approve a resolution declaring the City of Austin's official intent to reimburse itself from revenue bonds in an amount not to exceed \$40,000,000 for Austin-Bergstrom International Airport improvements. **[Item went before City Council on March 23, 2017 and passed.]**

Authorize award and execution of a construction contract with DALRYMPLE GRAVEL & CONSTRUCTION COMPANY, INC., for the Austin-Bergstrom International Airport Storm Water Drainage Improvements project in the amount of \$2,363,271.50 plus a \$236,327.15 contingency in an amount not to exceed \$2,599,598.65. **[Item went before City Council on March 23, 2017 and passed.]**

Authorize additional funding for the amount of \$2,400,000 for professional design fees for M. ARTHUR GENSLER, JR. and ASSOCIATES INC., dba GENSLER to provide additional professional services for the Austin Bergstrom International Airport Terminal/Apron Expansion and Improvements Project for a total contract amount not to exceed \$38,400,000. **[Item went before City Council on March 23, 2017 and passed.]**

Approve a resolution authorizing the issuance and sale, by Austin-Bergstrom Landhost Enterprises, Inc. of Airport Hotel Senior Revenue Refunding and Improvement Bonds, Series 2017 in an aggregate amount not to exceed \$60,000,000 in accordance with the parameters set out in the resolution, authorizing related documents, approving related fees and providing that the issuance and sale be accomplished by July 1, 2017. **[Item went before City Council on April 20, 2017 and passed.]**

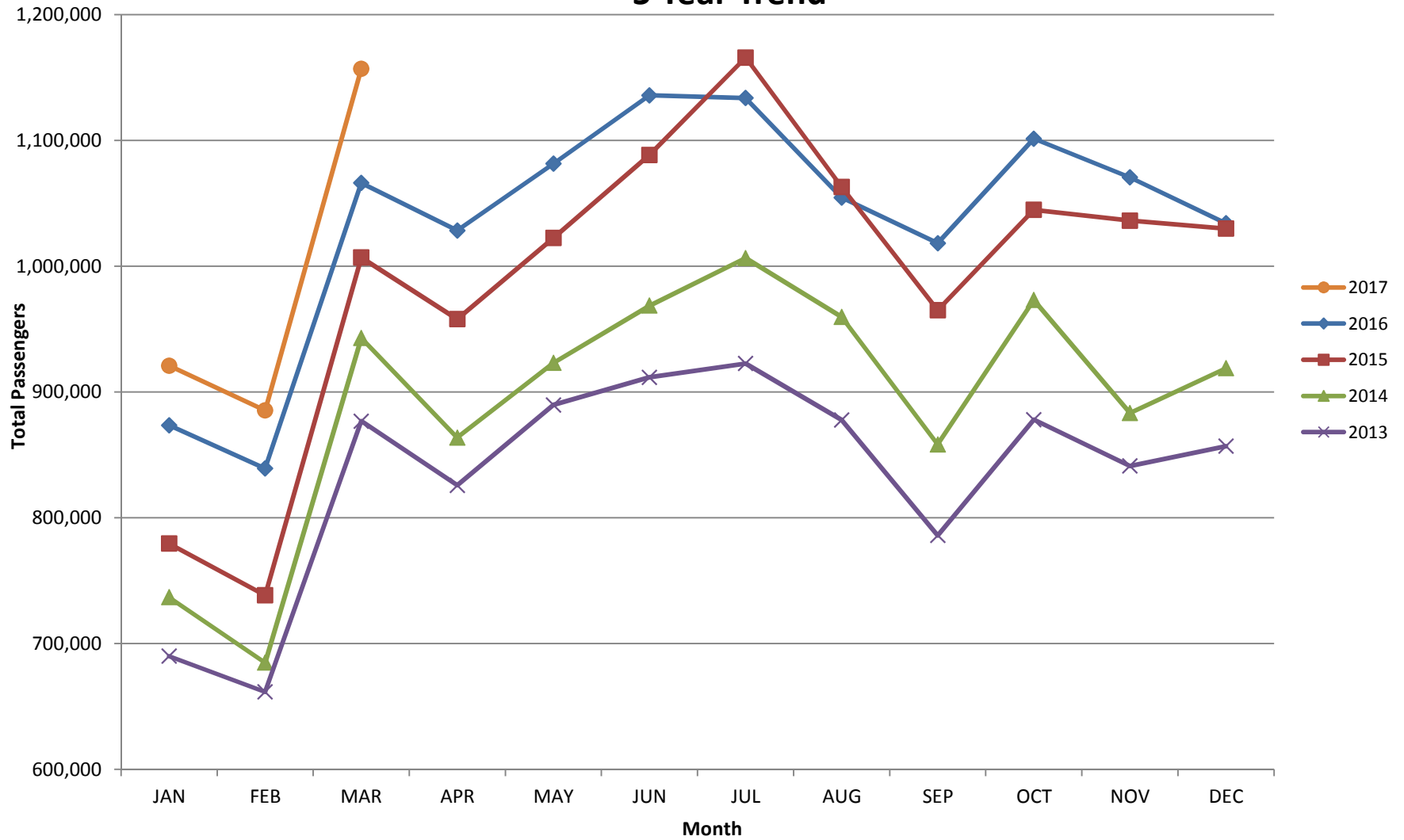
7. FUTURE AGENDA ITEMS

Date of next meeting: May 9, 2017

ADJOURNMENT.

Meeting was adjourned at 6:39 p.m.

AUSTIN PASSENGER TRAFFIC 5 Year Trend



Austin-Bergstrom International Airport

Aviation Activity Report

Calendar Year 2017 vs 2016

	03/2017	03/2016	Percent Change	01/2017 - 03/2017	01/2016 - 03/2016	Percent Change
<u>Passenger Activity</u>						
Domestic Enplaned Revenue	547,253	504,435	8.49	1,399,673	1,315,306	6.41
Domestic Deplaned Revenue	556,890	516,774	7.76	1,422,320	1,342,097	5.98
International Enplaned Revenue	12,057	9,232	30.60	30,466	23,882	27.57
International Deplaned Revenue	11,759	9,303	26.40	31,344	25,754	21.71
Domestic Enplaned Non-Revenue	13,062	11,434	14.24	35,431	31,724	11.69
Domestic Deplaned Non-Revenue	12,730	11,321	12.45	34,125	30,464	12.02
International Enplaned Non-Revenue	110	96	14.58	239	287	-16.72
International Deplaned Non-Revenue	62	120	-48.33	197	291	-32.30
Intl Enplaned Pre-Cleared Revenue	1,384	1,718	-19.44	4,408	4,219	4.48
Intl Deplaned Pre-Cleared Revenue	1,572	1,663	-5.47	4,855	4,761	1.97
Intl Enplaned Pre-Cleared Non-Revenue	21	22	-4.55	67	60	11.67
Intl Deplaned Pre-Cleared Non-Revenue	28	28	0.00	74	74	0.00
Passenger Totals	1,156,928	1,066,146	8.51	2,963,199	2,778,919	6.63
<i>Enplaned Passenger Totals</i>	<i>573,887</i>	<i>526,934</i>	<i>8.91</i>	<i>1,470,284</i>	<i>1,375,478</i>	<i>6.89</i>
<i>Deplaned Passenger Totals</i>	<i>583,041</i>	<i>539,209</i>	<i>8.13</i>	<i>1,492,915</i>	<i>1,403,441</i>	<i>6.38</i>
<i>Domestic Passenger Totals</i>	<i>1,129,935</i>	<i>1,043,964</i>	<i>8.24</i>	<i>2,891,549</i>	<i>2,719,591</i>	<i>6.32</i>
<i>International Passenger Totals</i>	<i>26,993</i>	<i>22,182</i>	<i>21.69</i>	<i>71,650</i>	<i>59,328</i>	<i>20.77</i>

CURRENT PASSENGER RECORD = 1,165,811 RECORD SET = JULY 2015

Aircraft Operations

Air Carrier	10,329	9,979	3.51	28,193	27,489	2.56
Commuter & Air Taxi	1,533	1,460	5.00	3,848	3,687	4.37
Military	894	960	-6.87	2,626	2,577	1.90
General Aviation						
Itinerant	4,577	4,224	8.36	12,821	12,134	5.66
Local	206	264	-21.97	524	844	-37.91
Total G.A.	4,783	4,488	6.57	13,345	12,978	2.83
Total Operations	17,539	16,887	3.86	48,012	46,731	2.74

Austin-Bergstrom International Airport

Aviation Activity Report

Calendar Year 2017 vs 2016

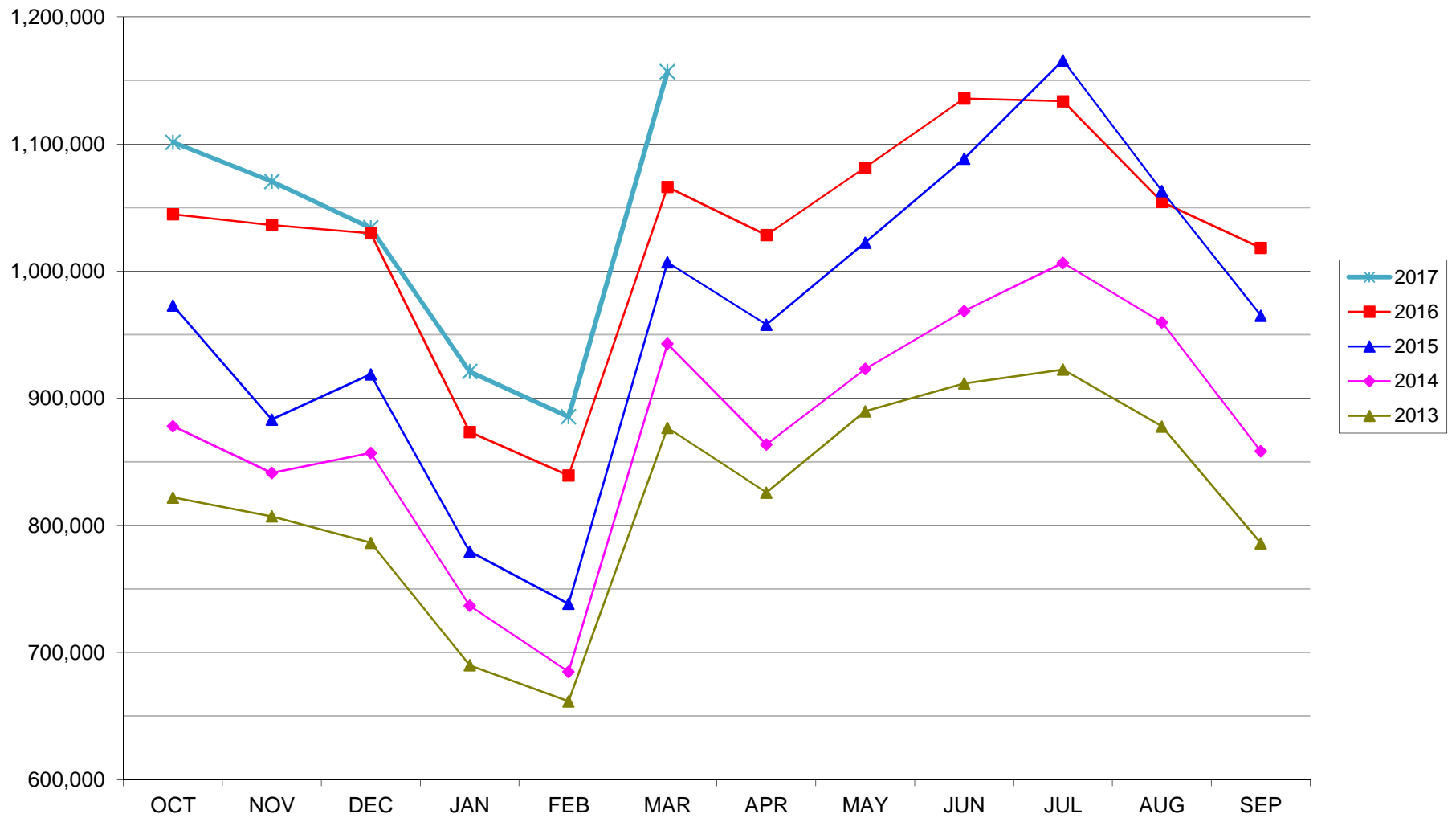
	03/2017	03/2016	Percent Change	01/2017 - 03/2017	01/2016 - 03/2016	Percent Change
<u>Cargo Activity</u>						
Mail						
Domestic Enplaned Mail	214,099	58,579	265.49	563,626	305,304	84.61
Domestic Deplaned Mail	361,393	224,068	61.29	909,762	658,119	38.24
International Enplaned Mail	0	0	0.00	0	0	0.00
International Deplaned Mail	0	0	0.00	0	0	0.00
Mail Totals	575,492	282,647	103.61	1,473,388	963,423	52.93
Cargo						
Domestic Enplaned Cargo	5,298,906	5,365,610	-1.24	14,273,877	15,146,151	-5.76
Domestic Deplaned Cargo	7,506,344	7,069,506	6.18	19,877,642	17,525,817	13.42
International Enplaned Cargo	714,771	347,285	105.82	1,952,706	765,769	155.00
International Deplaned Cargo	263,351	175,166	50.34	803,082	410,284	95.74
Cargo Totals	13,783,372	12,957,567	6.37	36,907,307	33,848,021	9.04
Belly Freight						
Domestic Enplaned Belly Freight	265,588	277,886	-4.43	657,636	716,229	-8.18
Domestic Deplaned Belly Freight	530,646	523,281	1.41	1,333,067	1,327,409	0.43
International Enplaned Belly Freight	248,653	222,024	11.99	694,793	649,247	7.02
International Deplaned Belly Freight	793,676	587,563	35.08	2,254,933	1,462,663	54.17
Belly Freight Totals	1,838,563	1,610,754	14.14	4,940,429	4,155,548	18.89
Cargo Totals (Mail, Cargo, Belly Freight)	16,197,427	14,850,968	9.07	43,321,124	38,966,992	11.17
 <i>Enplaned Cargo Totals</i>	 <i>6,742,017</i>	 <i>6,271,384</i>	 <i>7.51</i>	 <i>18,142,638</i>	 <i>17,582,700</i>	 <i>3.19</i>
<i>Deplaned Cargo Totals</i>	<i>9,455,410</i>	<i>8,579,584</i>	<i>10.21</i>	<i>25,178,486</i>	<i>21,384,292</i>	<i>17.75</i>
 <i>Domestic Cargo Totals</i>	 <i>14,176,976</i>	 <i>13,518,930</i>	 <i>4.87</i>	 <i>37,615,610</i>	 <i>35,679,029</i>	 <i>5.43</i>
<i>International Cargo Totals</i>	<i>2,020,451</i>	<i>1,332,038</i>	<i>51.68</i>	<i>5,705,514</i>	<i>3,287,963</i>	<i>73.53</i>

CURRENT CARGO RECORD = 40,215,518

RECORD SET = MARCH 2001

AUSTIN PASSENGER TRAFFIC

5 Year Trend



Austin-Bergstrom International Airport

Aviation Activity Report

Fiscal Year 2017 vs 2016

	03/2017	03/2016	Percent Change	10/2016 - 03/2017	10/2015 - 03/2016	Percent Change
<u>Passenger Activity</u>						
Domestic Enplaned Revenue	547,253	504,435	8.49	2,949,976	2,826,345	4.37
Domestic Deplaned Revenue	556,890	516,774	7.76	2,948,175	2,824,097	4.39
International Enplaned Revenue	12,057	9,232	30.60	58,604	48,629	20.51
International Deplaned Revenue	11,759	9,303	26.40	58,829	49,086	19.85
Domestic Enplaned Non-Revenue	13,062	11,434	14.24	67,047	61,634	8.78
Domestic Deplaned Non-Revenue	12,730	11,321	12.45	64,868	60,180	7.79
International Enplaned Non-Revenue	110	96	14.58	442	523	-15.49
International Deplaned Non-Revenue	62	120	-48.33	386	511	-24.46
Intl Deplaned Pre-Cleared Non-Revenue	28	28	0.00	131	443	-70.43
Intl Deplaned Pre-Cleared Revenue	1,572	1,663	-5.47	10,797	9,788	10.31
Intl Enplaned Pre-Cleared Non-Revenue	21	22	-4.55	136	445	-69.44
Intl Enplaned Pre-Cleared Revenue	1,384	1,718	-19.44	9,726	8,011	21.41
South Terminal-Intl Enplaned Revenue	0	0	0.00	0	0	0.00
South Terminal-Intl Deplaned Revenue	0	0	0.00	0	0	0.00
South Terminal-Intl Enplaned Non-Revenue	0	0	0.00	0	0	0.00
South Terminal-Intl Deplaned Non-Revenue	0	0	0.00	0	0	0.00
Passenger Totals	1,156,928	1,066,146	8.51	6,169,117	5,889,692	4.74
<i>Enplaned Passenger Totals</i>	<i>573,887</i>	<i>526,937</i>	<i>8.91</i>	<i>3,085,931</i>	<i>2,945,587</i>	<i>4.76</i>
<i>Deplaned Passenger Totals</i>	<i>583,041</i>	<i>539,209</i>	<i>8.13</i>	<i>3,083,186</i>	<i>2,944,105</i>	<i>4.72</i>
<i>Domestic Passenger Totals</i>	<i>1,129,935</i>	<i>1,043,964</i>	<i>8.24</i>	<i>6,030,066</i>	<i>5,772,256</i>	<i>4.47</i>
<i>International Passenger Totals</i>	<i>26,993</i>	<i>22,182</i>	<i>21.69</i>	<i>139,051</i>	<i>117,436</i>	<i>18.41</i>

CURRENT PASSENGER RECORD = 1,165,811

RECORD SET = JULY 2015

Aircraft Operations

Air Carrier	10,329	9,979	3.51	56,670	56,689	-0.03
Commuter & Air Taxi	1,533	1,460	5.00	8,015	7,726	3.74
Military	894	960	-6.87	4,881	4,913	-0.65
General Aviation						
Itinerant	4,577	4,224	8.36	25,881	24,304	6.49
Local	206	264	-21.97	1,274	1,786	-28.67
Total G.A.	4,783	4,488	6.57	27,155	26,090	4.08
Total Operations	17,539	16,887	3.86	96,721	95,418	1.37

Austin-Bergstrom International Airport

Aviation Activity Report

Fiscal Year 2017 vs 2016

	03/2017	03/2016	Percent Change	10/2016 - 03/2017	10/2015 - 03/2016	Percent Change
<u>Cargo Activity</u>						
Mail						
Domestic Enplaned Mail	214,099	58,579	265.49	1,092,052	995,753	9.67
Domestic Deplaned Mail	361,393	224,068	61.29	1,901,966	1,478,779	28.62
International Enplaned Mail	0	0	0.00	0	0	0.00
International Deplaned Mail	0	0	0.00	0	0	0.00
South Terminal-Intl Enplaned Mail	0	0	0.00	0	0	0.00
South Terminal-Intl Deplaned Mail	0	0	0.00	0	0	0.00
Mail Totals	575,492	282,647	103.61	2,994,018	2,474,532	20.99
Cargo						
Domestic Enplaned Cargo	5,298,906	5,365,610	-1.24	30,521,611	30,403,943	0.39
Domestic Deplaned Cargo	7,506,344	7,069,506	6.18	42,078,981	33,905,332	24.11
International Enplaned Cargo	714,771	347,285	105.82	4,595,532	3,098,462	48.32
International Deplaned Cargo	263,351	175,166	50.34	1,952,997	2,235,269	-12.63
South Terminal-Intl Enplaned Cargo	0	0	0.00	0	0	0.00
South Terminal-Intl Deplaned Cargo	0	0	0.00	0	0	0.00
Cargo Totals	13,783,372	12,957,567	6.37	79,149,121	69,643,006	13.65
Belly Freight						
Domestic Enplaned Belly Freight	265,588	277,886	-4.43	1,426,602	1,495,703	-4.62
Domestic Deplaned Belly Freight	530,646	523,281	1.41	2,651,733	2,711,106	-2.19
International Enplaned Belly Freight	248,653	222,024	11.99	1,094,815	1,213,041	-9.75
International Deplaned Belly Freight	793,676	587,563	35.08	4,526,081	2,724,498	66.13
South Terminal-Intl Enplaned Belly Frt	0	0	0.00	0	0	0.00
South Terminal-Intl Deplaned Belly Frt	0	0	0.00	0	0	0.00
Belly Freight Totals	1,838,563	1,610,754	14.14	9,699,231	8,144,348	19.09
Cargo Totals (Mail, Cargo, Belly Freight)	16,197,427	14,850,968	9.07	91,842,370	80,261,886	14.43
<i>Enplaned Cargo Totals</i>	<i>6,742,017</i>	<i>6,271,384</i>	<i>7.51</i>	<i>38,730,612</i>	<i>37,206,902</i>	<i>4.10</i>
<i>Deplaned Cargo Totals</i>	<i>9,455,410</i>	<i>8,579,584</i>	<i>10.21</i>	<i>53,111,758</i>	<i>43,054,984</i>	<i>23.36</i>
<i>Domestic Cargo Totals</i>	<i>14,176,976</i>	<i>13,518,930</i>	<i>4.87</i>	<i>79,672,945</i>	<i>70,990,616</i>	<i>12.23</i>
<i>International Cargo Totals</i>	<i>2,020,451</i>	<i>1,332,038</i>	<i>51.68</i>	<i>12,169,425</i>	<i>9,271,270</i>	<i>31.26</i>

CURRENT CARGO RECORD = 40,215,518

RECORD SET = MARCH 2001

CITY OF AUSTIN
AUSTIN-BERGSTROM INTERNATIONAL AIRPORT
Airport Operating Fund 5070
Income Statement - For Internal Use Only
Fiscal Year to Date for 6 Month(s) ended March 31, 2017

	Amended Budget	Budget Annualized 6 month(s)	Year to Date w/ Encumb	Y-T-D Variance Fav (Unfav)	Y-T-D % Variance Fav (Unfav)
REVENUE					
AIRLINE REVENUE					
Landing Fees	27,743,000.00	13,871,500.00	13,143,088.46	(728,411.54)	(5.3%)
Terminal Rental & Other Fees	36,210,000.00	18,105,000.00	18,358,341.00	253,341.00	1.4%
TOTAL AIRLINE REVENUE	63,953,000.00	31,976,500.00	31,501,429.46	(475,070.54)	(1.5%)
NON-AIRLINE REVENUE					
Parking	37,583,609.00	18,791,804.50	19,892,944.23	1,101,139.73	5.9%
Other Concessions	27,150,069.00	13,575,034.50	13,812,861.81	237,827.31	1.8%
Other Rentals and Fees	11,956,138.00	5,978,069.00	5,421,263.45	(556,805.55)	(9.3%)
TOTAL NON-AIRLINE REVENUE	76,689,816.00	38,344,908.00	39,127,069.49	782,161.49	2.0%
Interest Income	217,814.00	108,907.00	248,727.10	139,820.10	128.4%
TOTAL REVENUE	140,860,630.00	70,430,315.00	70,877,226.05	446,911.05	0.6%
OPERATING REQUIREMENTS					
Fac Mgmt, Ops and Airport Security	52,194,691.00	26,097,345.50	23,917,608.56	2,179,736.94	8.4%
Airport Planning and Development	4,162,285.00	2,081,142.50	1,709,403.80	371,738.70	17.9%
Support Services	21,342,367.00	10,671,183.50	7,144,579.56	3,526,603.94	33.0%
Business Services	13,576,502.00	6,788,251.00	6,051,402.51	736,848.49	10.9%
TOTAL OPERATING EXPENSES	91,275,845.00	45,637,922.50	38,822,994.43	6,814,928.07	14.9%
Debt Service					
GO Debt Service Fund	26,940.00	13,470.00	13,470.00	0.00	0.0%
2013A Revenue Refunding Bonds	16,906,054.00	8,453,747.39	8,453,747.39	0.00	0.0%
2013 Prosperity Bank Loan	5,242,472.00	2,535,359.14	2,535,359.39	(0.25)	(0.0%)
2014 Bond Issuance	1,022,380.00	451,157.93	451,146.91	11.02	0.0%
2017 Bond Issuance	45,226.00	236.35	0.00	236.35	100.0%
2005 Variable rate Notes (Swap)	11,367,213.00	5,687,097.00	5,346,660.00	340,437.00	6.0%
2005 Variable rate Notes Fees	1,339,682.00	669,840.84	668,125.43	1,715.41	0.3%
PFC Debt Service Funding	(12,746,311.00)	(6,374,820.76)	(6,250,269.88)	(124,550.88)	(2.0%)
TOTAL Net Debt Service	23,203,656.00	11,436,087.89	11,218,239.24	217,848.65	1.9%
OTHER REQUIREMENTS					
Workers' Compensation	438,392.00	219,196.00	219,182.00	14.00	0.0%
Citywide Administrative Support	4,426,720.00	2,213,360.00	2,213,320.00	40.00	0.0%
Communications & Technology Mgmt	1,665,952.00	832,976.00	832,972.00	4.00	0.0%
Accrued Payroll	185,220.00	92,610.00	92,610.00	0.00	0.0%
Compensation Adjustment	592,680.00	296,340.00	0.00	296,340.00	100.0%
Wage Adjustment Markets	133,472.00	66,736.00	0.00	66,736.00	100.0%
Operating Reserve	1,967,212.00	983,606.00	983,606.00	0.00	0.0%
CTECC	144,161.00	72,080.50	72,071.00	9.50	0.0%
Trunked Radio Allocation	124,230.00	62,115.00	62,115.00	0.00	0.0%
Public Works Capital Projects Mgmt Fund	771,082.00	385,541.00	385,522.00	19.00	0.0%
TOTAL OTHER REQUIREMENTS	10,449,121.00	5,224,560.50	4,861,398.00	363,162.50	7.0%
TOTAL REQUIREMENTS	124,928,622.00	62,298,570.89	54,902,631.67	7,395,939.22	11.9%
EXCESS (DEFICIT) OF TOTAL AVAILABLE FUNDS OVER TOTAL REQUIREMENTS	15,932,008.00	8,131,744.11	15,974,594.38	7,842,850.27	96.4%

Note: Columns may not add to totals shown because of rounding

ENPLANEMENTS	Passengers	% Inc/(Dec)
Mar, 2017 (Month over Month)	573,887	8.91%
Mar, 2017 - Year-to-Date	3,085,931	4.76%

**CITY OF AUSTIN
AUSTIN-BERGSTROM INTERNATIONAL AIRPORT
INCOME STATEMENT COMPARISON THIS YEAR VS. LAST YEAR**

This month - This Year vs. Last Year

FY17 (Mar 17) vs FY16 (Mar 16)

Fiscal YTD - This Year vs. Last Year

FY17 (Oct 16 - Mar 17) vs FY16 (Oct 15 - Mar 16)

	FY17 Mar-17	FY16 Mar-16	Fav (Unfav) \$ Variance	Fav (Unfav) % Variance		FY17 YTD Mar-17	FY16 YTD Mar-16	Fav (Unfav) \$ Variance	Fav (Unfav) % Variance
<u>Airline Revenue</u>									
Landing Fees	2,385,349.04	2,054,444.94	330,904.10	16.1%		13,143,088.46	11,515,068.34	1,628,020.12	14.1%
Terminal Rental & Other Fees	3,078,836.56	2,637,999.94	440,836.62	16.7%		18,358,341.00	16,043,445.62	2,314,895.38	14.4%
Total Airline Revenue	5,464,185.60	4,692,444.88	771,740.72	16.4%		31,501,429.46	27,558,513.96	3,942,915.50	14.3%
<u>Non-Airline Revenue</u>									
Parking	3,465,475.31	3,135,089.53	330,385.78	10.5%		19,892,944.23	18,038,453.30	1,854,490.93	10.3%
Food/Beverage & Retail	1,084,852.71	926,527.84	158,324.87	17.1%		5,379,593.39	4,877,745.94	501,847.45	10.3%
Rental Car	1,633,922.70	1,116,369.64	517,553.06	46.4%		7,067,981.80	6,404,657.93	663,323.87	10.4%
Advertising	243,294.83	141,113.71	102,181.12	72.4%		880,370.88	778,607.50	101,763.38	13.1%
Ads Barter Revenue	0.00	0.00	0.00	N/A		25,000.00	40,000.00	(15,000.00)	(37.5%)
Other Concessions	78,655.86	65,297.89	13,357.97	20.5%		459,915.74	389,063.93	70,851.81	18.2%
Other Rentals and Fees	966,883.09	847,117.11	119,765.98	14.1%		5,421,263.45	5,125,071.24	296,192.21	5.8%
Total Non-Airline Revenue	7,473,084.50	6,231,515.72	1,241,568.78	19.9%		39,127,069.49	35,653,599.84	3,473,469.65	9.7%
Interest Income	38,285.66	25,784.05	12,501.61	48.5%		248,727.10	108,906.83	139,820.27	128.4%
Total Operating Revenue	12,975,555.76	10,949,744.65	2,025,811.11	18.5%		70,877,226.05	63,321,020.63	7,556,205.42	11.9%
<u>Operating Requirements</u>									
Fac Mgmt, Ops and Airport Security	3,666,424.70	3,235,903.82	(430,520.88)	(13.3%)		23,917,608.56	22,161,611.60	(1,755,996.96)	(7.9%)
Airport Planning and Development	272,572.03	141,504.75	(131,067.28)	(92.6%)		1,709,403.80	1,138,976.17	(570,427.63)	(50.1%)
Support Services	1,276,057.17	1,185,665.16	(90,392.01)	(7.6%)		7,144,579.56	7,150,386.04	5,806.48	0.1%
Business Services	1,037,352.24	1,006,257.06	(31,095.18)	(3.1%)		6,051,402.51	5,956,334.00	(95,068.51)	(1.6%)
Total Operating Expense	6,252,406.14	5,569,330.79	(683,075.35)	(12.3%)		38,822,994.43	36,407,307.81	(2,415,686.62)	(6.6%)
<u>Debt Service</u>									
GO Debt Service Fund	2,245.00	2,192.09	(52.91)	(2.4%)		13,470.00	13,152.50	(317.50)	(2.4%)
2013A Revenue Refunding Bonds	1,408,717.73	1,409,678.33	960.60	0.1%		8,453,747.39	6,492,609.49	(1,961,137.90)	(30.2%)
2013 Prosperity Bank Loan	451,185.42	336,708.33	(114,477.09)	(34.0%)		2,535,359.39	1,793,808.31	(741,551.08)	(41.3%)
2014 Bond Issuance	91,833.34	3,050.00	(88,783.34)	(2910.9%)		451,146.91	14,868.50	(436,278.41)	(2934.2%)
2005 Variable rate Notes (Swap)	920,578.00	828,077.00	(92,501.00)	(11.2%)		5,346,660.00	6,732,369.00	1,385,709.00	20.6%
2005 Variable rate Notes Fees	113,170.59	115,424.10	2,253.51	2.0%		668,125.43	701,698.18	33,572.75	4.8%
PFC Debt Service Funding	(1,053,362.18)	(1,066,460.41)	(13,098.23)	(1.2%)		(6,250,269.88)	(6,225,736.83)	24,533.05	0.4%
Total Debt Service	1,934,367.90	1,628,669.44	(305,698.46)	(18.8%)		11,218,239.24	9,522,769.15	(1,695,470.09)	(17.8%)
<u>Other Requirements</u>									
Workers' Compensation	36,535.00	35,400.00	(1,135.00)	(3.2%)		219,182.00	212,469.00	(6,713.00)	(3.2%)
Citywide Administrative Support	368,900.00	315,560.00	(53,340.00)	(16.9%)		2,213,320.00	1,893,356.00	(319,964.00)	(16.9%)
Communications & Technology Mgmt	138,830.00	104,015.00	(34,815.00)	(33.5%)		832,972.00	624,075.00	(208,897.00)	(33.5%)
Accrued Payroll	15,435.00	20,234.50	4,799.50	23.7%		92,610.00	121,407.00	28,797.00	23.7%
Operating Reserve	163,934.33	160,241.67	(3,692.66)	(2.3%)		983,606.00	961,450.00	(22,156.00)	(2.3%)
CTECC	12,015.00	11,565.00	(450.00)	(3.9%)		72,071.00	69,377.00	(2,694.00)	(3.9%)
Trunked Radio Allocation	10,352.50	9,560.00	(792.50)	(8.3%)		62,115.00	57,333.00	(4,782.00)	(8.3%)
Public Works Capital Projects Mgmt Fund	64,260.00	0.00	(64,260.00)	N/A		385,522.00	0.00	(385,522.00)	N/A
Liability Reserve	0.00	1,416.67	1,416.67	100.0%		0.00	8,500.00	8,500.00	100.0%
Total Other Requirements	810,261.83	657,992.84	(152,268.99)	(23.1%)		4,861,398.00	3,947,967.00	(913,431.00)	(23.1%)
Total Requirements	8,997,035.87	7,855,993.07	(1,141,042.80)	(14.5%)		54,902,631.67	49,878,043.96	(5,024,587.71)	(10.1%)
 SURPLUS (DEFICIT) OF TOTAL AVAILABLE FUNDS OVER TOTAL REQUIREMENTS	 \$ 3,978,519.89	 \$ 3,093,751.58	 \$ 884,768.31	 28.6%		 \$ 15,974,594.38	 \$ 13,442,976.67	 \$ 2,531,617.71	 18.8%

PE Monthly Report - Austin Airport Advisory Commission

Project		Subproject		Subproject Manager	Current Subproject Status Info	FDU	Expenses YTD	Spend Plan Amount - Budget - FDU Level - Current Year
5415	ABIA Terminal Improvements	Terminal East Infill Project	5415.065	Jones, Burton	The RCA to request change has been postponed until Department of Aviation can negotiate an agreement with TSA regarding payment of additional scope of work. This may take until the new federal fiscal year is started.	4910 8107 3215		(\$15,805)
						4910 8107 G215		\$0
						4911 8107 A215	\$3,045	\$655,580
						4912 8107 B060	\$8,593	\$0
		Records Management Implementation	5415.066	Folsom-Heath, Diana	Completed first review with CTM Purchasing.	4912 8107 B215	\$13,879	\$60,225
						4910 8107 3216		\$367,690
		Matrix Electrical Room HVAC Improvements	5415.088	Stalder, Ricky	Warranty Period	4910 8107 3253		\$10,472
		Restrooms Completion	5415.098	Kumarage, Rohini	Pending finance approval	4910 8107 3190		\$0
5702	ABIA Stormwater / Environmental	Environmental Management System	5702.008	Carpenter, Kane	Open projects: helicopter noise modeling / support services to support amendments to City of Austin helicopter ordinance; updating ABIA hydrologic and hydraulic models to reflect current conditions; NEPA services: to support the terminal ramp expansion-FAA approval received in late September 2015, fuel consortium GSE fuel tanks - 3rd party project cancelled, and de-icing storage facility -FAA approval received in mid-2015; and implement an ABIA environmental records management system-project is wrapping up.	4910 8107 3285	\$5,002	\$484,568
						4910 8107 3283		\$528,615
						4910 8107 3310	\$0	\$107,237
						4910 8107 3151	\$50,242	\$248,148
		Stormwater Drainage Improvements	5702.011	Vonstein, Alison	A construction contract with Dalrymple Gravel & Contracting Co., Inc. was executed 4/19/2017, including all Alternates. Preliminary submittals are pending, prior to scheduling the pre-construction conference. Consultant fee proposal for construction phase services for construction phase and additional services related to permitting was submitted 2/2/2017 and has been executed as Supplemental Amendment No. 5, dated 4/21/2017. The consultant resubmitted plans to address permitting comments 3/22/2017 (Update #3). Permitting is virtually complete. On 2/24/2017 consultant submitted a finalized report for the FAA Tower Site Drainage Study. The building flooded in October 2015 and May 2016. On 3/9/2017 he consultant submitted a cost proposal for design through bid phase services to improve drainage of the FAA Tower site. It came in high and a revised proposal to address the City's comments was submitted on 3/27/2017, in the amount of \$410,479. This is intended to be funded as part of a separate subproject. The Dept. of Aviation is setting up the new subproject and funding. Outfalls 10 and 11 will not be included in this subproject.	4910 8107 3248	\$5,519	\$1,162,761
						4911 8107 A248	\$116,278	\$1,149,897
						4912 8107 C502	\$0	\$882,700
		Reclaimed Water Booster Pump	5702.013	Carpenter, Kane	Project will be delivered under 3rd party lease agreement. I would like to keep project open until project is completed which is tentatively set for mid-2016.	4910 8107 3290	\$1,968	\$105,246
6000	ABIA Airside Improvements	De-icing Storage Facility	6000.063	Vonstein, Alison	Warranty expired 2/4/2017. All warranty items have been addressed. Project is being kept open in eCAPRIS to allow the CDM DO set up by the Dept. of Aviation to remain open.	4910 8107 3230	\$2,583	\$0
		Electronic Airport Layout Plan And Utility Mapping	6000.103	Kumarage, Rohini	Work continues. Finalized field work	4910 8107 3242		\$91,245
6001	ABIA Landside Facility Improvements	Landside Roadway and Pedestrian Improvements Phase 1	6001.092	Vonstein, Alison	Substantial Completion walk-through will be scheduled for a date in early May. Contractor is working on items identified as deficient in accessibility report.	4910 8107 3249		\$30,000
						4911 8107 A249	\$994,439	\$1,045,141
						4911 8107 A401	\$4,480	\$314,338
		Elevator Refurbishment Re-bid	6001.093	Kumarage, Rohini	Pre construction meeting was held. NTP was issued on March 8th.	4911 8107 A245	\$10,555	\$4,382,652
		Upper Level Embankment Inspections and Repairs	6001.095	Vonstein, Alison	On 3/2/2017 Council approval negotiation and execution of a construction contract with MAC, Inc. for a not to exceed amount of \$4,157,329. Negotiation is complete. Execution of a construction contract in the amount of \$3,779,390, is pending the contractor's submittal of builder's risk insurance. Street & Bridge and QMD will be involved during construction. CSD will provide inspection services. Consultant's Supplemental Amendment #3 was executed 4/21/2017 for construction phase services, re-issuance of the project as a CSP, adding a temporary road and continued monitoring services.	4910 8107 3247	\$1,768	\$3,556
						4911 8107 A247	\$65,510	\$4,716,779
		Buildings and Fence Demolition	6001.100	Vonstein, Alison	Substantial Completion inspection held 4/26/2017. Punch list will be issued by Sean Brennan, RS&H, who has taken over from Byron Chavez, who has moved to the L.A. RS&H office. It appears resolution may be nearing for the wage compliance issue involving a subcontractor's payroll reporting.	4911 8107 A403	\$57,285	\$0
		ABIA Campus HVAC Improvements	6001.102	Mendoza, Paul	60% QMD Design Development Documents were submitted on 4/12/17	4911 8107 A407	\$16,049	\$230,377
						4911 8107 A504		\$416,714
		Drainage Easement	6001.103	Carpenter, Kane	Per Robert Henst 6/22/15 email: Waiting on final invoice to be paid.	4912 8107 C504	\$66,401	\$820,766
						4910 8107 3292		\$35,050

PE Monthly Report - Austin Airport Advisory Commission

Project		Subproject		Subproject Manager	Current Subproject Status Info	FDU	Expenses YTD	Spend Plan Amount - Budget - FDU Level - Current Year
6001	ABIA Landside Facility Improvements	Landside Roadway and Pedestrian Improvements Phase 2	6001.107	Smythe-Macaulay, David	The Sidewalk project documents are being revised for final 99% submittal for quality review. The Bus Shelter project started on April 10th. The electrical conduits are 95% complete and the concrete pavement has been demolished. Anticipate completion of foundation and electrical rough-in by next months update.	4911 8107 A503	\$47,135	\$372,500
						4912 8107 C500	\$10,050	\$469,500
						4912 8107 C501	\$29,354	\$319,400
		Campus Signage Improvements	6001.112	Vonstein, Alison	Bids were opened 4/13/2017. Two bids were received and the bid tab was certified on 4/27/2017. Forsythe Brothers is the certified low bidder, in the amount of \$254,300. Construction contract award will be scheduled for 6/13/2017 AAAC review and 6/22/2017 Council approval .	4912 8107 C503	\$68,020	\$77,833
						Parking Garage & Admin Building - West Lot A - Design & Construction	6001.114	Jones, Burton
		4912 8107 C507	\$2,559,243	\$9,000,000				
		Consolidated Maintenance Facility	6001.117	Chaney, Richard	30% design submittal is scheduled for 14Apr2017. Received additional services proposals on 23Mar, along with the consultants CA proposal. They are under review.	4910 8107 3263	\$0	\$1
						4911 8107 A501	\$0	\$0
						4911 8107 A509	\$292,646	\$2,500,000
11222	ABIA Terminal - Apron Expansion and Improvements	Apron Expansion	11222.001	Pirtle, Robert	GMP-1, De-Icing Facility: The interior chamber separation walls are about 90% complete. Installation of the exterior waterproofing membrane started in early March, 2017 and continues. Installation of intake pipes and valves from the storm sewer system started in mid-March. Due to heavy rains in the spring of 2017, and remediation of contaminated soil during the fall and winter of 2016, the De-Icing Facility is behind schedule by about three months. However, it does not impact the Terminal Expansion and Terminal Improvements components of the project, nor the Apron Expansion. The new De-Icing facility is expected to be ready for commissioning in August 2017, and ready for use in September. GMP-2, Apron Expansion: Progress is being made on the apron expansion, in accordance with the original schedule. GMP-3, Terminal Expansion: Installation of site and under-floor utilities is ongoing. All but a few foundation piers have been built, and one area of concrete floor near the west end of the new Terminal have been placed. Steel erection is scheduled to begin in early April, 2017. GMP-3, Existing Terminal Improvements: Work began in March on first floor space reconfiguration and other improvements at the west end of the main Terminal. Re-roofing of the existing Terminal is expected to begin in early April. Weekly coordination meetings are held between the Contractor, design team, and building occupants, to coordinate the next week's work activities - to help avert conflicts and schedule impacts. GMP-4, Apron Expansion completion and a new storm water holding pond: The 60% (Design Development) package has been reviewed by QMD, and comments forwarded to the design team.	4910 8107 3288	(\$ 104,660)	(\$104,660)
						4911 8107 A288	\$1,143,010	\$775,000
						4911 8107 A506	\$106,466	\$500,000
						4911 8107 A507	\$52,241	\$500,000
						4912 8107 C288	\$21,859,975	\$73,150,200
						Total		



BUSINESS DEVELOPMENT AND TENANT MANAGEMENT
Austin Airport Advisory Commission Report
May 9, 2017

Tenant Updates and Business Development Events

1. Delta Air Lines announced nonstop service from ABIA to Boston Logan International Airport (BOS), starting September 10, 2017. The AUS-BOS service operates 6 days a week (Monday – Saturday) departing Austin at 6:30AM and arriving in Boston at 12:20PM. Flight depart Boston at 7:30PM and arrive in Austin at 11:10PM.
2. Allegiant will launch new, nonstop service from ABIA to Destin/Ft. Walton Beach Airport (VPS) on May 4, 2017. The new flights will operate Thursdays and Saturdays from the South Terminal and will depart Austin at 5:11PM arriving in Dustin/Ft. Walton Beach at 7:05PM. Flight depart Destin/Ft. Walton Beach at 1:40PM and arrive in Austin at 3:39PM.
3. On April 14, 2017 the City of Austin Department of Aviation released RFP-8100-ABIA-004 – Request for Proposals for Terminal Concessions Program for the Barbara Jordan Terminal. The RFP consists of 15 packages (25 locations) in both the terminal expansion and the existing terminal. An optional pre-proposal conference was held on April 21st and responses are due on July 14 2017.


Authorized Contact Person:

Francisco Garza
E: Francisco.Garza@austintexas.gov

Temporary Authorized Contact Person (04/26 – 05/22):

Julie Harris
E: Julie.Harris@austintexas.gov

GROUND TRANSPORTATION TRANSACTIONS APRIL 2017



YEAR TO YEAR COMPARISON			
SERVICE CATEGORY	APRIL 2017	APRIL 2016	% Increase/(decrease)
TAXICAB	39,923	36,043	10.8%
LIMOUSINE	4,364	4,383	(0.4%)
HOTEL SHUTTLE	2,855	3,410	(16.3%)
OTHER SHUTTLE	1,532	1,520	0.8%
CHARTER BUS	77	190	(59.5%)
OVERALL TOTAL	48,751	45,546	7.0%

AGENDA



Recommendation for Council Action (Purchasing)

Austin City Council

Item ID:

70781

Agenda Number

<ITEM_OUTLINE>

Meeting Date:

June 8, 2017

Department:

Purchasing

Subject

Authorize negotiation and execution of a 36-month contract with THE SOLUTION DESIGN GROUP, INC., to provide financial management software as a service, training, support, and related professional services, in an amount not to exceed \$265,080.

Amount and Source of Funding

Funding in the amount of \$154,750 is available in the Fiscal Year 2016-2017 Capital Budget of the Aviation Department. Funding in the amount of \$12,259 is available in the Fiscal Year 2016-2017 Operating Budget of the Aviation Department. Funding for the remaining 33 months of the original contract period are contingent upon available funding in future budgets.

Fiscal Note

A fiscal note is attached.

Purchasing Language:

Sole Source

Prior Council Action:



For More Information:

Sai Xoomsai Purcell, Procurement Specialist IV, 512-974-3058

Boards and Commission Action:

May 9, 2017 – To be reviewed by the Airport Advisory Commission.

Related Items:

MBE / WBE:

This contract is exempt from the City Code Chapter 2-9C Minority Owned and Women Owned Business Enterprise Procurement Program; therefore, no subcontracting goals were established.

Additional Backup Information

The contract will provide CapitalVision® financial management software as a service, training, support, and related professional services. This software solution has been designed specifically for the financial management of large capital programs that typically involve multiple funding sources such as Federal Aviation Administration (FAA) Airport Improvement Program grants, general airport revenue bonds, and user fees such as passenger facility charges. The software is a patented solution (US Patent # 8,478,626 B2) related to the methods and technology used to calculate and allocate capitalized interest income and expense and is the only solution on the market with this capability.

The Solution Design Group, Inc. is the developer and sole provider of CapitalVision® software and retains the exclusive right for training and support services related to its solution.

This is a new contract for the City. Currently, the capitalized interest for airport revenue bonds is calculated and tracked manually on multiple spreadsheets and FAA grant reimbursement information is assimilated from disparate sources. The requested authorization amounts were based on estimated professional service labor fees and three years of annual subscriptions.

The accurate tracking and calculation of capitalized interest is a critical component to the calculation of airport rates and charges and the recovery of costs associated with airport improvements. CapitalVision® provides the Aviation Department with a streamlined system for expense tracking and a single location for reporting on project expenses. Failure to procure this system will increase administrative overhead of the Aviation Department and potentially cause delay in obtaining the necessary information.

AGENDA



Recommendation for Council Action (Purchasing)

Austin City Council

Item ID:

70782

Agenda Number

<ITEM_OUTLINE>

Meeting Date:

June 8, 2017

Department:

Purchasing

Subject

Approve ratification of a contract with HENSEL PHELPS CONSTRUCTION, for emergency repair and roof replacement, in the amount not to exceed \$253,095.

Amount and Source of Funding

Funding is available in the Fiscal Year 2016-2017 Operating Budget of the Aviation Department.

Fiscal Note

A fiscal note is not required.

Purchasing Language:

Ratification

Prior Council Action:



For More Information:

Monica L. McClure, Contract Management Specialist IV, 512-974-1714

Boards and Commission Action:

May 9, 2017 - To be reviewed by the Austin Airport Advisory Commission.

Related Items:

MBE / WBE:

This contract is exempt from the City Code Chapter 2-9C Minority Owned and Women Owned Business Enterprise Procurement Program; therefore, no subcontracting goals were established.

Additional Backup Information

On February 20, 2017, the Austin-Bergstrom International Airport (ABIA) experienced a severe weather event which included rain and high wind gusts of over 75 miles per hour. The storm resulted in major structural damage to the roof of the ABIA Information Technology (IT) building, including the building's lightning protection system. The roof damage led to water leaks in the building that threatened critical airport operational infrastructure.

ABIA has designated the IT building as the demarcation point for voice and data communication services on the airport campus. These communication services utilize a shared infrastructure throughout the campus that is used by the Aviation Department and all airport tenants (airlines, rental car companies, concessionaires, cargo companies, etc.) for support of critical operational systems. Disruption of communication services would cause a negative impact on airline and tenant operations; the traveling public; and the City. Additionally, service disruption could interrupt flight services and cause a domino effect throughout the airline industry.

Pursuant to Section 252.022 of the Texas Local Government Code, the Aviation Department implemented emergency purchasing procedures to ensure the immediate protection and security of its IT building. On the day of the storm, Hensel Phelps Construction was on the ABIA campus working on existing airport construction projects and was able to quickly respond and install a temporary solution to the damaged IT building roof. Without the immediate repair of the IT building roof and lightning protection system, the threat of service disruption could have caused delays across the entire national aviation network.

Failure to approve this contract will result in work stoppage and lack of repair to the IT building on the ABIA campus that houses critical business equipment necessary to the operation of the entire airport operation.