

eeting

A collage of 12 images arranged in a triangular shape, representing various outdoor activities and park features. The images include: two young girls smiling; an aerial view of a river with people swimming; a dog jumping over a low wall; a girl climbing a tree; a bright green lizard on a rock; children playing in a fountain; a dog running across a grassy field; two women walking a dog on a path; a statue of a person holding a child; children jumping into a pool; and a field of purple flowers at sunset.[illegible]

Meeting

A collage of 12 images representing various outdoor recreation activities in Austin, Texas. The images are arranged in a grid-like fashion, with some overlapping. The top left image shows two young girls smiling. The top right image is an aerial view of a park with a river. The middle left image shows a dog with its tongue out. The middle center image shows a girl climbing a tree. The middle right image shows a green lizard on a rock. The bottom left image shows a dog running in a field. The bottom center image shows a dog running in a field. The bottom right image shows two women walking a dog on a path. The bottom left image shows a statue of a person. The bottom center image shows people playing in a pool. The bottom right image shows a field of purple flowers.

Meeting

A collage of 12 images representing various outdoor recreation activities in Austin, Texas. The images are arranged in a grid-like fashion, with some overlapping. The top left image shows two young girls smiling. The top right image is an aerial view of a park with a river. The middle left image shows a dog with its tongue out. The middle center image shows a girl climbing a tree. The middle right image shows a green lizard on a rock. The bottom left image shows a dog running on a grassy field. The bottom center image shows two people walking a dog on a path. The bottom right image shows a statue of a person holding a child. The bottom left image shows a person kayaking on a river. The bottom center image shows a group of people jumping into a swimming pool. The bottom right image shows a field of purple flowers.

Budget Video

[Austintexas.gov/budget](https://austintexas.gov/budget)

Join the Conversation

Log into the website:



Respond at **PollEv.com/atxbudget**

Participate by text:

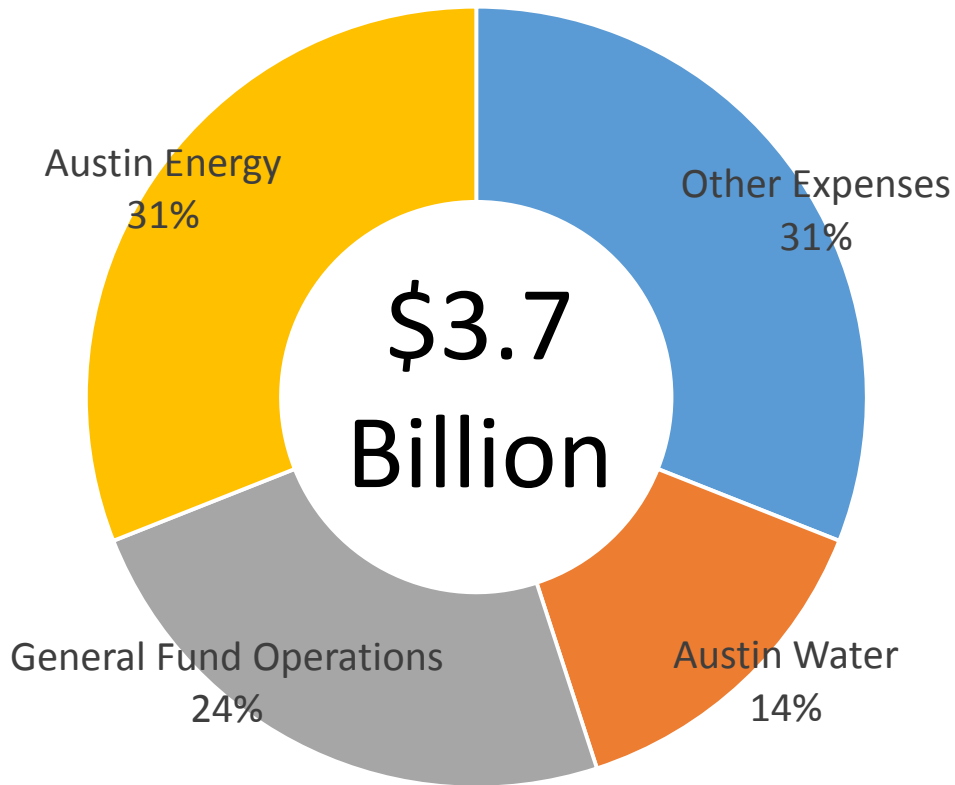


Text **ATXBUDGET** to **22333** once to join

Poll: How long have you lived in Austin?

Poll: What is your favorite restaurant in Austin?

City of Austin Budget Overview



Total Budget



13,796
Employees

General Fund Services

\$970.6 million* FY 2016-17 Budget



Animal Services

\$13 million
110 positions



Health

\$104 million
476 positions



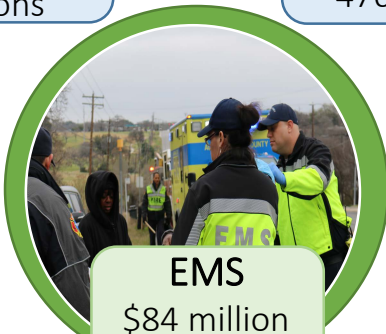
Library

\$47 million
433 positions



Parks and Recreation

\$95 million
696 positions



EMS

\$84 million
649 positions



Fire

\$192 million
1,256 positions



Police

\$402 million
2,646 positions



Neighborhood Housing

\$20 million
59 positions



Development Services

\$45 million
362 positions



Planning and Zoning

\$8 million
51 positions



Municipal Court

\$27 million
177 positions

**amount includes transfers not shown above*

Poll: Which of these service areas are most important to you?

Major Utilities/Enterprises

FY 2016-17 Budget



Austin Energy

\$1.3 billion
1,718 positions



Austin Water

\$578 million
1,170 positions



ABIA

\$156 million
456 positions



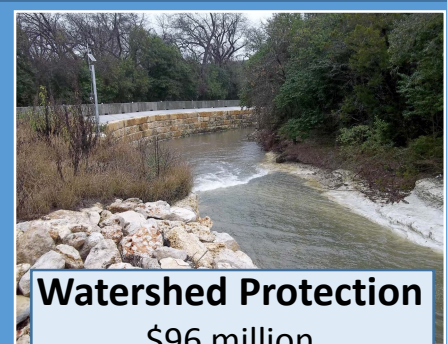
Transportation

\$45 million
234 positions



Public Works

\$90 million
506 positions



Watershed Protection

\$96 million
311 positions



Convention Center

\$102 million
277 positions



Austin Resource Recovery

\$92 million
454 positions

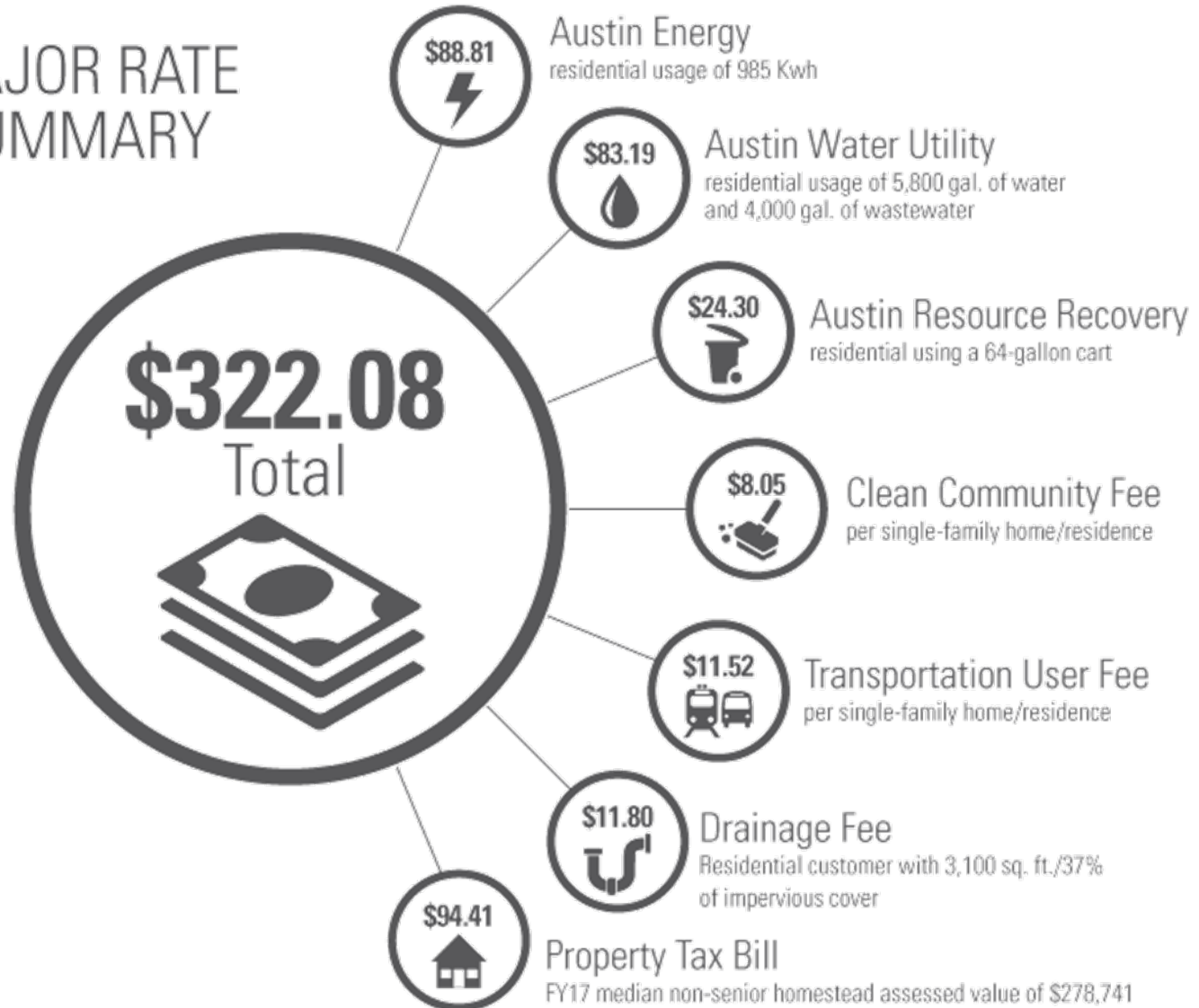


Austin Code

\$20 million
119 positions

Monthly Impact

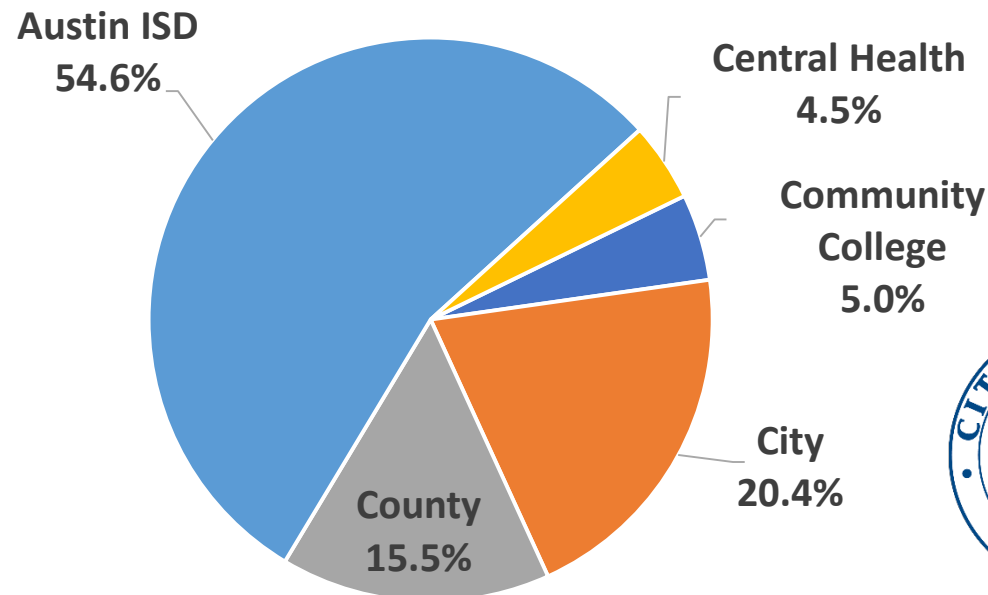
2017 MAJOR RATE & FEE SUMMARY



Overlapping Property Tax

Jurisdiction	FY 2016 Bill	FY 2017 Bill	Change
City of Austin	\$1,087	\$1,133	\$46
Travis County	\$841	\$856	\$15
Austin Independent School District	\$2,729	\$3,025	\$296
Austin Community College	\$248	\$279	\$31
Central Health	\$237	\$246	\$9
Total Annual Tax Bill	\$5,142	\$5,539	\$397

Note: Tax bills derived by applying homestead exemptions to median non-senior homestead assessed value of \$278,741.

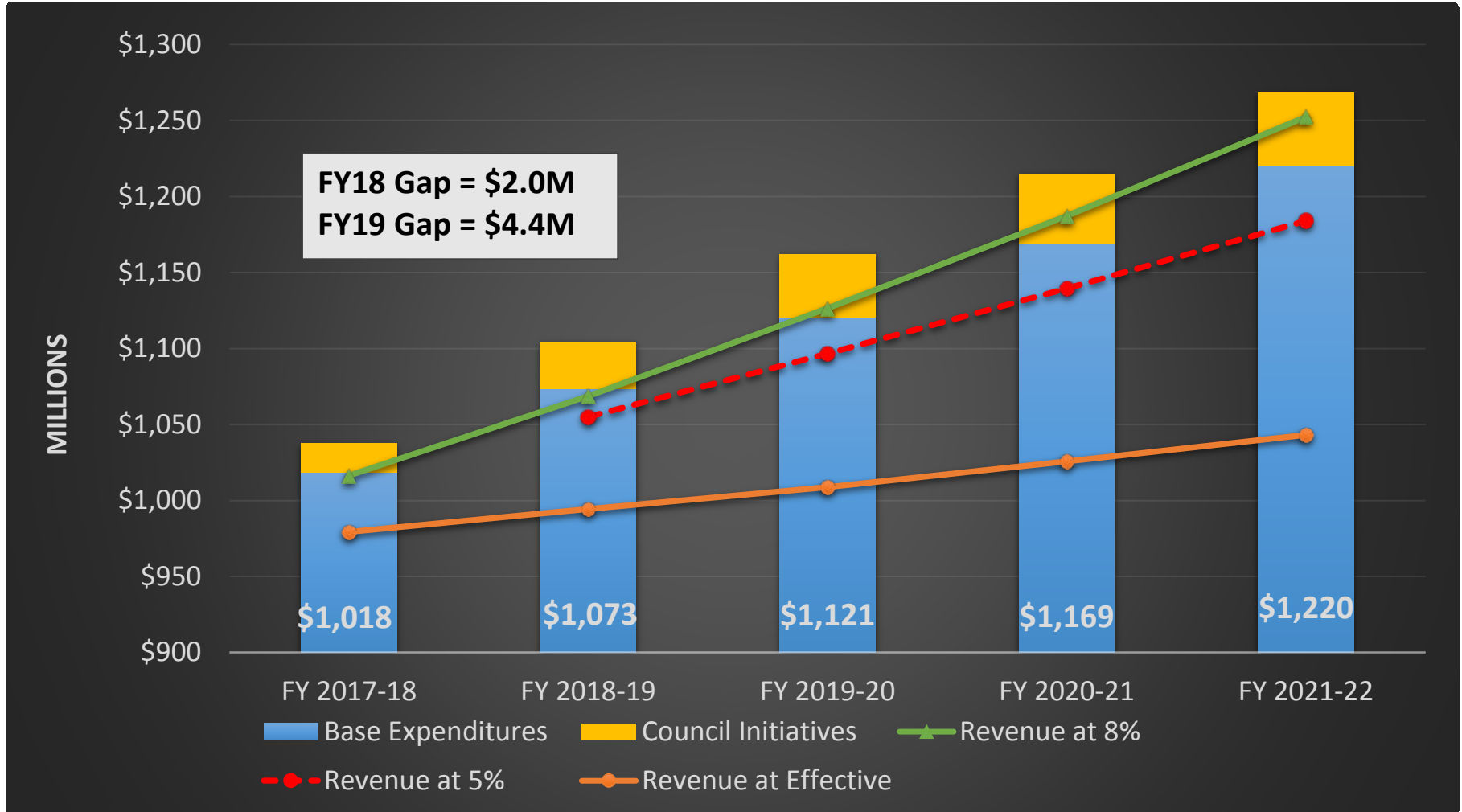


CENTRAL HEALTH

Poll: I feel that I get a good value for the taxes I pay to the City of Austin.

Five-Year General Fund Outlook FY 2018-22

Projected Baseline Expenditures vs. Revenue



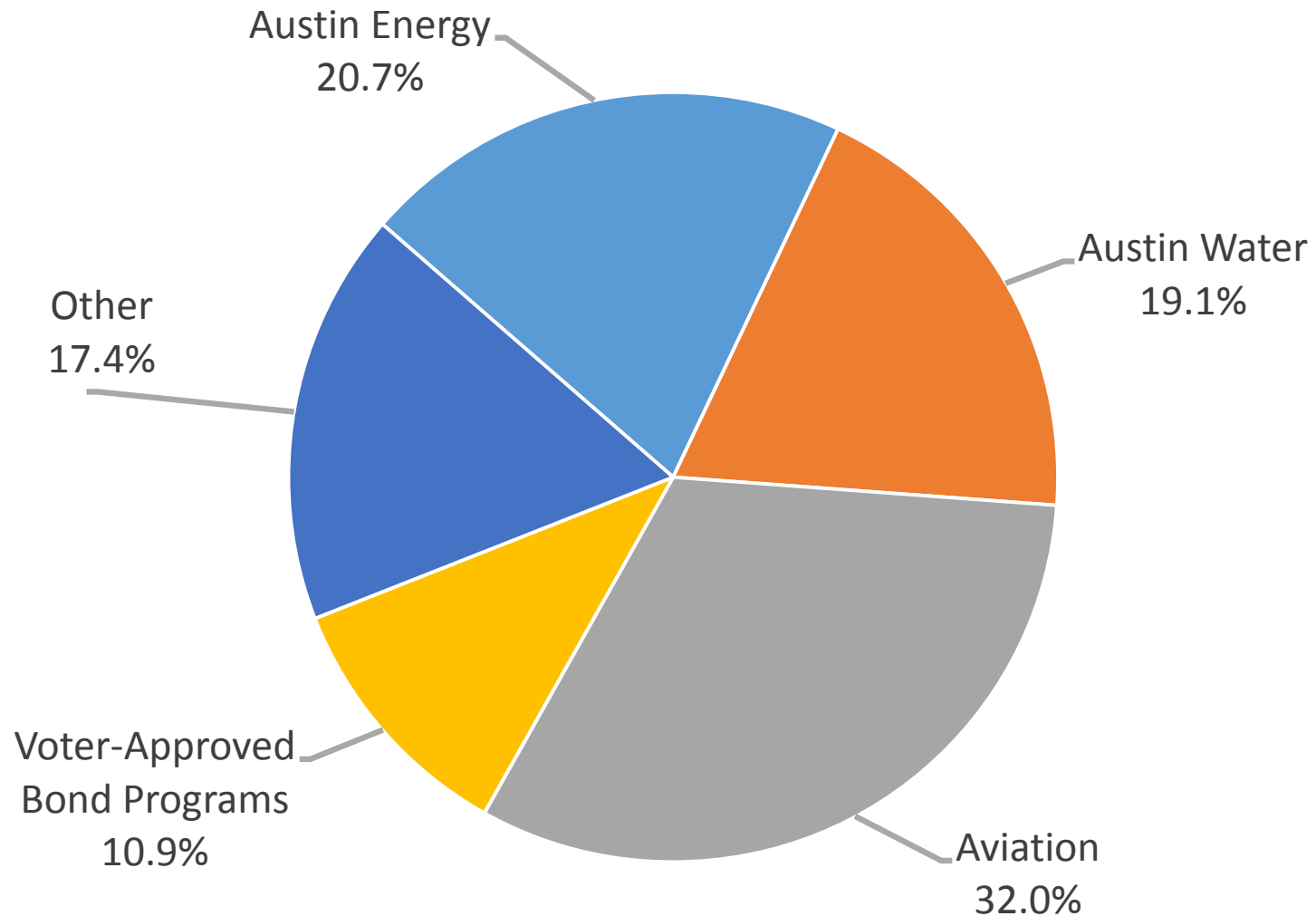
* Base expenditures do not include funding for new departmental requests such as additional officers, PARD staffing, and technology initiatives

Poll: Which of the following is closer to your opinion?

Poll: What do you think is the single most important issue facing Austin that the City needs to address?

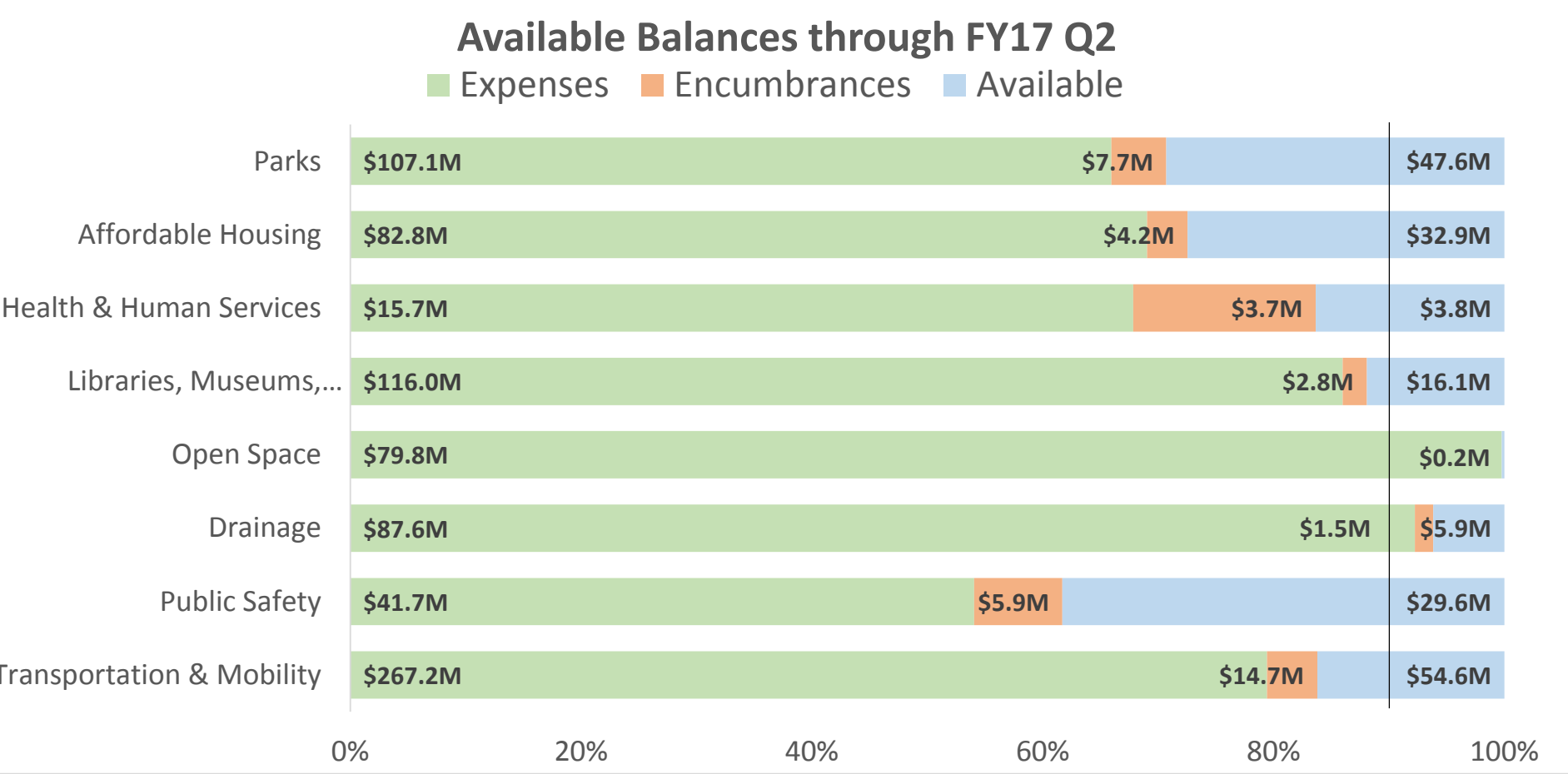
Capital Improvement Program (CIP)

FY 2016-17 Spending By Category

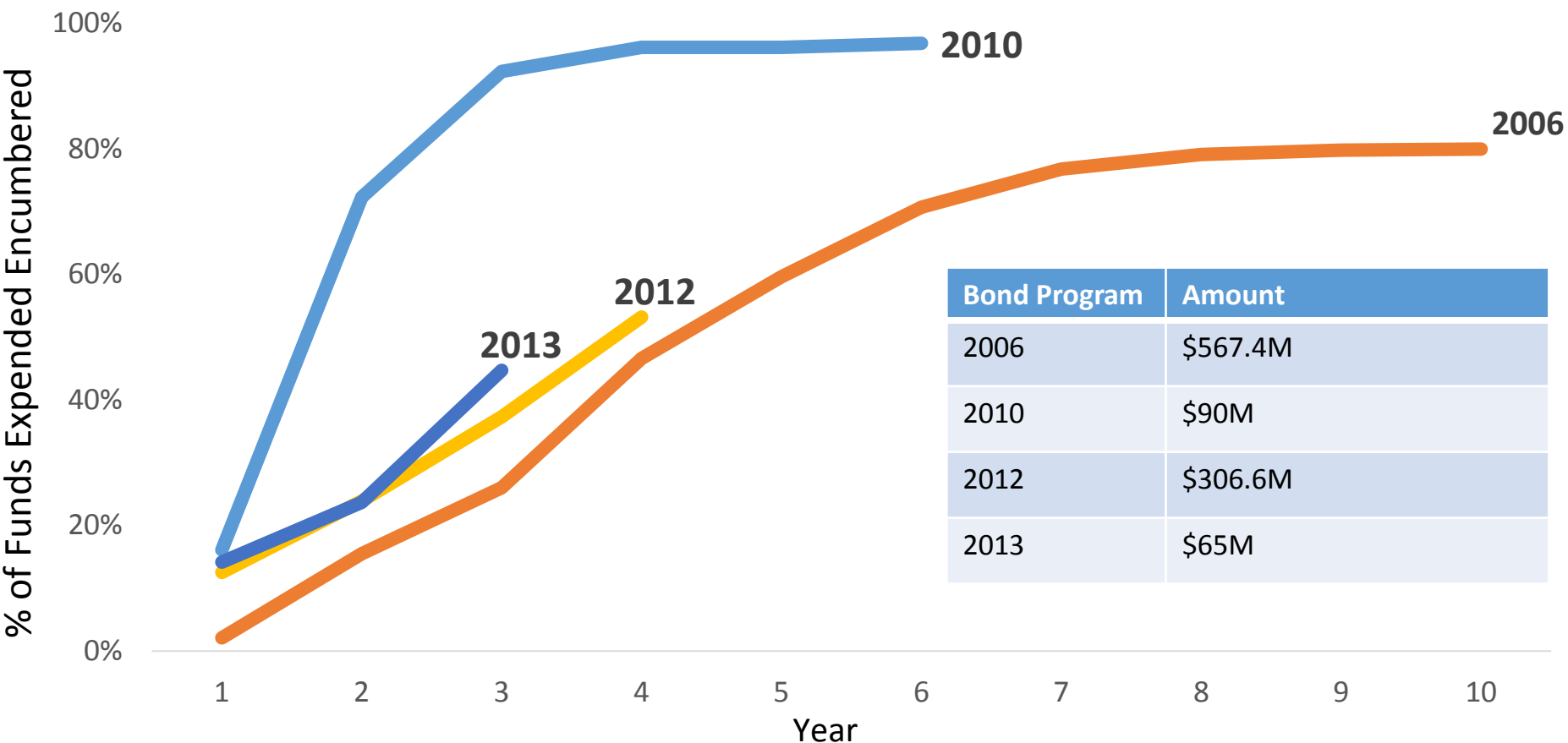


Public Improvement Bonds

2006, 2010, 2012, 2013



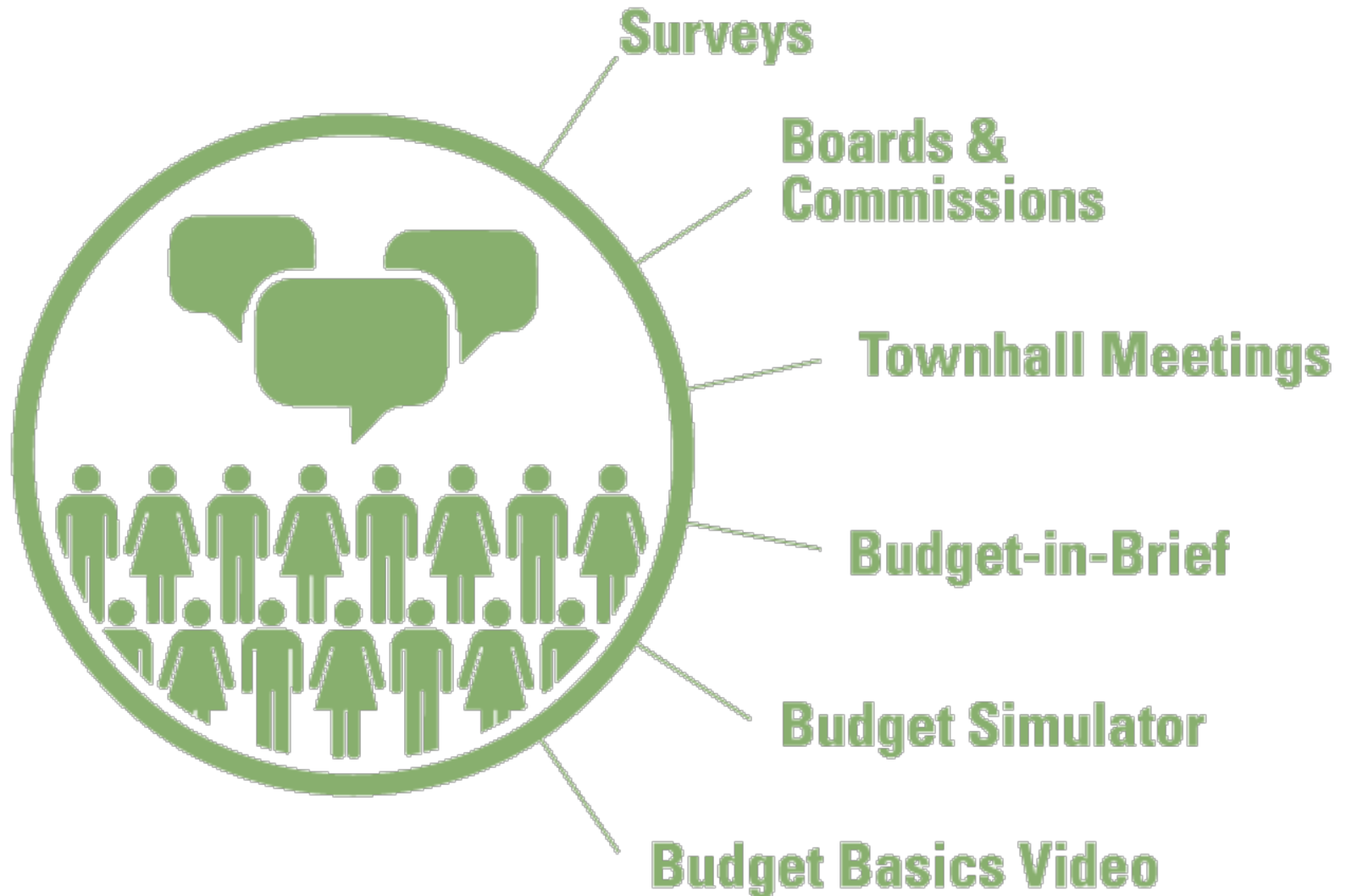
Cumulative Bond Obligations per Year



Poll: Which of the following best describes how you feel about the current level of investment in capital improvement projects?

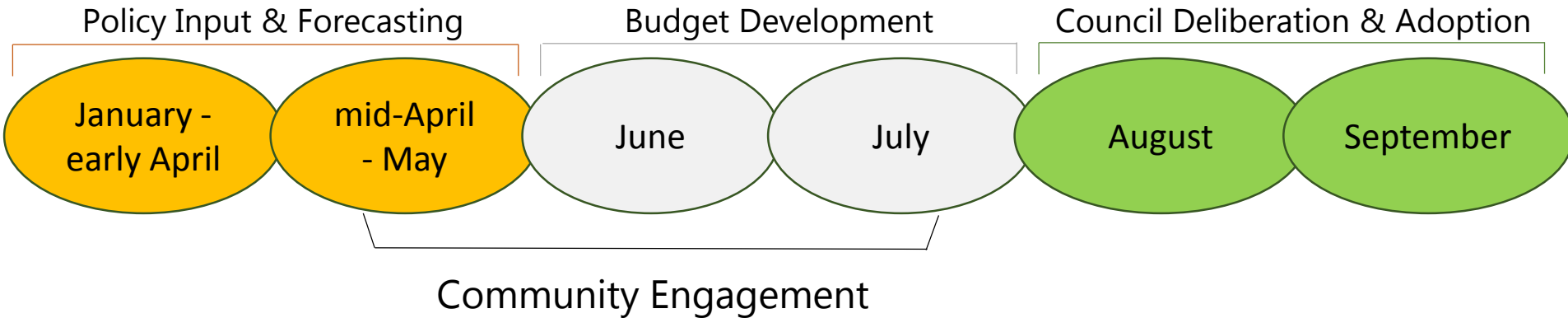
Poll: What do you think is the single most important infrastructure need facing Austin that the City needs to address?

Community Engagement



Poll: Please provide feedback on the community engagement efforts around the City's budget. Is there anything we can do better?

Budget Timeline



Now – July 15th:

Austin Budget Simulator Open

August 1st:

Public Engagement Report

August 17th & 31st:

Public Hearings on Budget, Tax Rate and Utility Rates

Questions/Comments



austintexas.gov/budget

BudgetQA@austintexas.gov

512-974-1380