

### Report on Austin Juvenile Curfew Ordinance

**Background:** The following data summarizes the trends regarding Austin’s Juvenile Curfew Ordinance (JCO). The Juvenile Curfew Ordinance creates a Class C misdemeanor for juveniles who are caught in public within the hours of 9:00 a.m. and 2:30 p.m during the school year and 11 p.m. and 6 a.m. every day. This report pulls data from open records requests to APD and AISD, in addition to information gathered from APD’s juvenile curfew report.

- APD issued 529 daytime violations and 157 nighttime violations in 2016.
- APD issued a total of 2,123 daytime and nighttime violations from 2014-2016. AISD issued 1,054 tickets from 2011-2014, all during the daytime.
- Most offenders are between 15-16.
- Boys account for 69% of all APD tickets and 69% of AISD tickets.
- Black youth account for 17% of all APD tickets and 18% of AISD tickets, but represent 8% of the population aged 10-17.
- Most tickets are given in Northeast and South Austin, virtually none are given in West Austin.

#### Characteristics of Curfew Violators

From 2014-16, APD issued 2,123 curfew violation tickets, only 5% of which went to municipal court and were found guilty. Of the 2,123 curfew violation tickets issued by APD, 85% were one-time offenders. From 2011-14, AISD issued 1,054 curfew violation tickets. Most violators from both APD and AISD were between the ages of 15-16. Additionally, at least 13% of APD tickets and 1% of AISD tickets are given to 17-year-olds, who do not fall under the juvenile curfew ordinance. Most youth are ticketed during the daytime ordinance. For instance, in 2016, 77% of tickets issued by the APD were given during the daytime. All of AISD’s tickets are issued during the daytime.

#### APD Nighttime and Daytime Violations by Age (2016)

Age	11	12	13	14	15	16	17
Nighttime Violations	2%	2%	6%	19%	24%	32%	13%
Daytime Violations	0.4%	4%	6%	17%	27%	33%	13%

#### AISD JCO Tickets by Age (2013-14)

Age	11	12	13	14	15	16	17
JCO Tickets	1%	5%	9%	21%	35%	29%	1%

#### The Juvenile Curfew Disproportionately Impacts Boys and Youth of Color

Boys and youth of color are disproportionately impacted by the JCO. Boys account for 72% of APD nighttime violations, 67% of APD daytime violations, and 69% of AISD violations. Additionally, both the APD and the AISD PD data show a disproportionate impact of the ordinance on youth of color. Black youth in particular are overrepresented in both the APD and AISD. Hispanic youth are overrepresented in daytime violations issued by APD.

### APD Daytime and Nighttime JCO Violations by Race (2016)

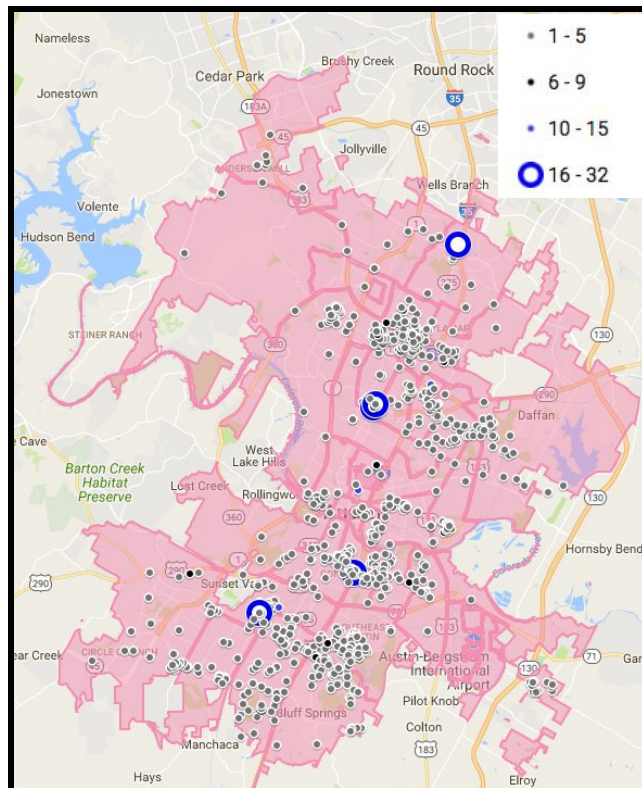
Race	Asian	Black	Hispanic	White
Nighttime Violations	1%	17%	48%	31%
Daytime Violations	0%	15%	64%	18%
Proportion of Population	6%	8%	48%	33%

### AISD JCO Tickets by Race (2013-14)

Race	Asian	Black	Hispanic	White
JCO Tickets	1%	23%	60%	17%
Proportion of Population	6%	8%	48%	33%

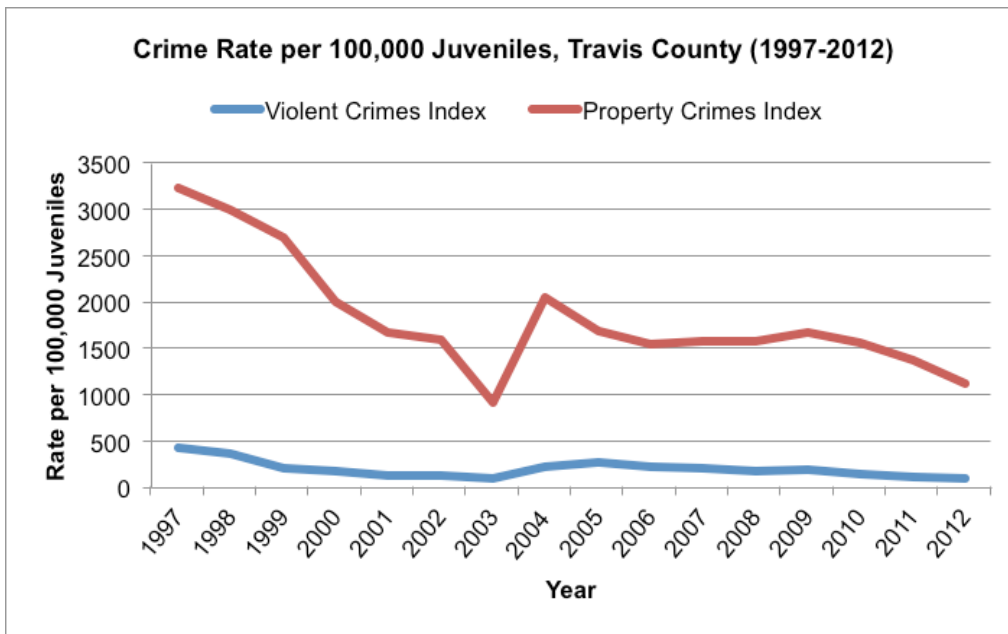
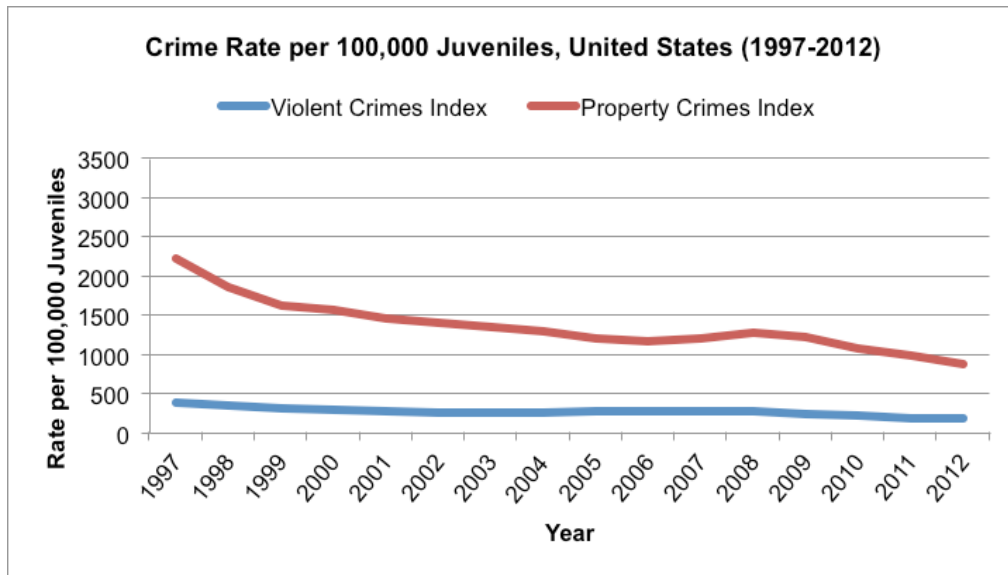
### Most Violations Occur in North and South Austin

The following map shows where and how frequently youth were ticked from 2014 to 2016. Looking at this data spatially, it appears that there are two large clusters of tickets issued to youth in Northeast and South Austin. Notably, zero JCO tickets were given to youth in West Austin in the period of 2014 to 2016.



### Juvenile Crime Rates are Decreasing Nationwide

Lastly, one marker of success of the curfew ordinance is the decrease of crime rate in juveniles since the ordinance was implemented. However, there has also been a nationwide decrease in the rate of juvenile crime since 1997, even though there is no nationwide juvenile curfew<sup>1</sup>.



<sup>1</sup> Data taken from FBI Uniform Crime Reporting: Puzzanchera, C. and Kang, W. (2014). "Easy Access to FBI Arrest Statistics 1994-2012" Online. Available: <http://www.ojjdp.gov/ojstatbb/ezaucr/>