




#AISDFuture BOND





21st-century learning spaces without a tax rate increase

**Election Day is Nov. 7 | Early voting starts Oct.
23**

#AISDFuture | #AISDFuturo

www.aisdfuture.com | www.aisdfuturo.com

future@AustinISD.org | 512-414-9595



Reinventing the Urban School Experience



83,000
Students

11,500
Employees

130
Schools

Students outperform peers
**statewide
nationally**
on both the SAT and ACT



higher than
90 percent
graduation rate



230

square
miles

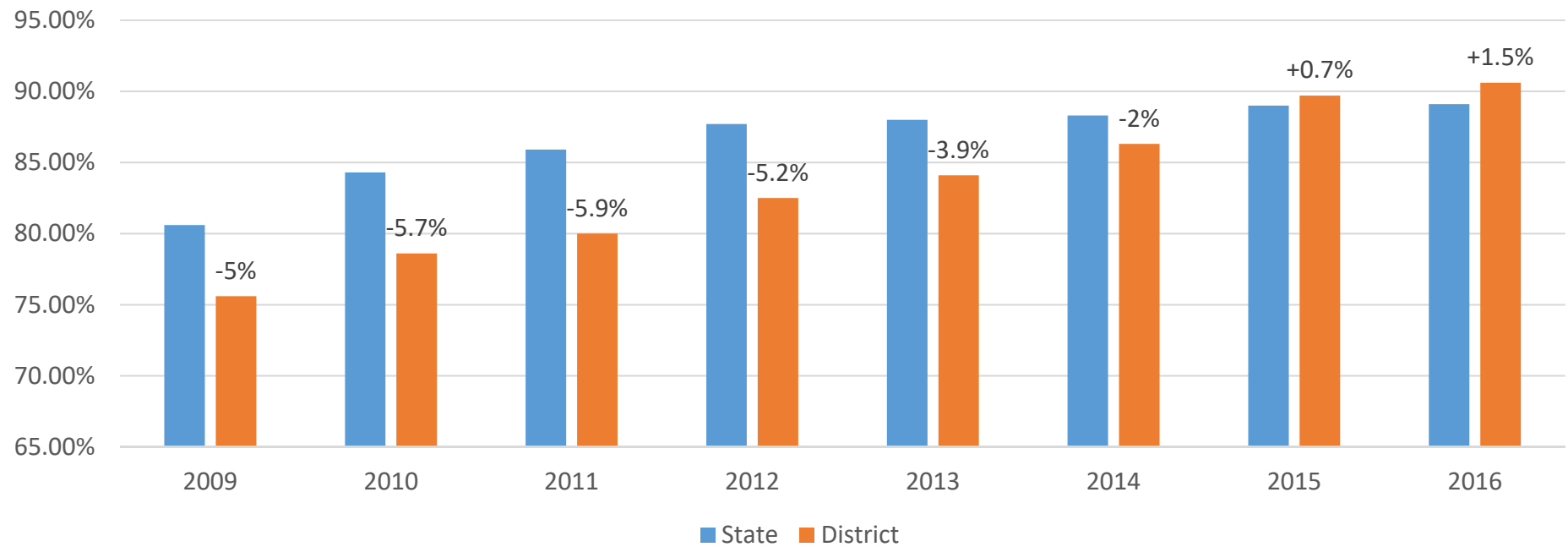
=

3/4

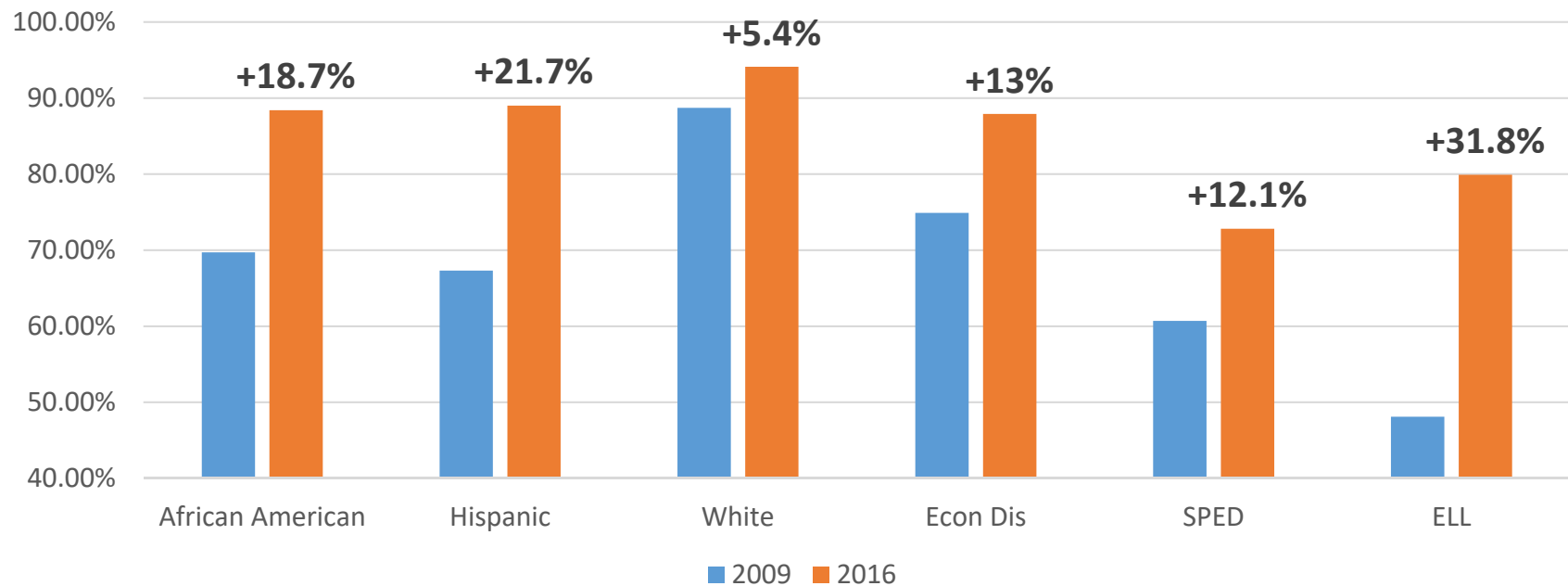
the size of
New York City



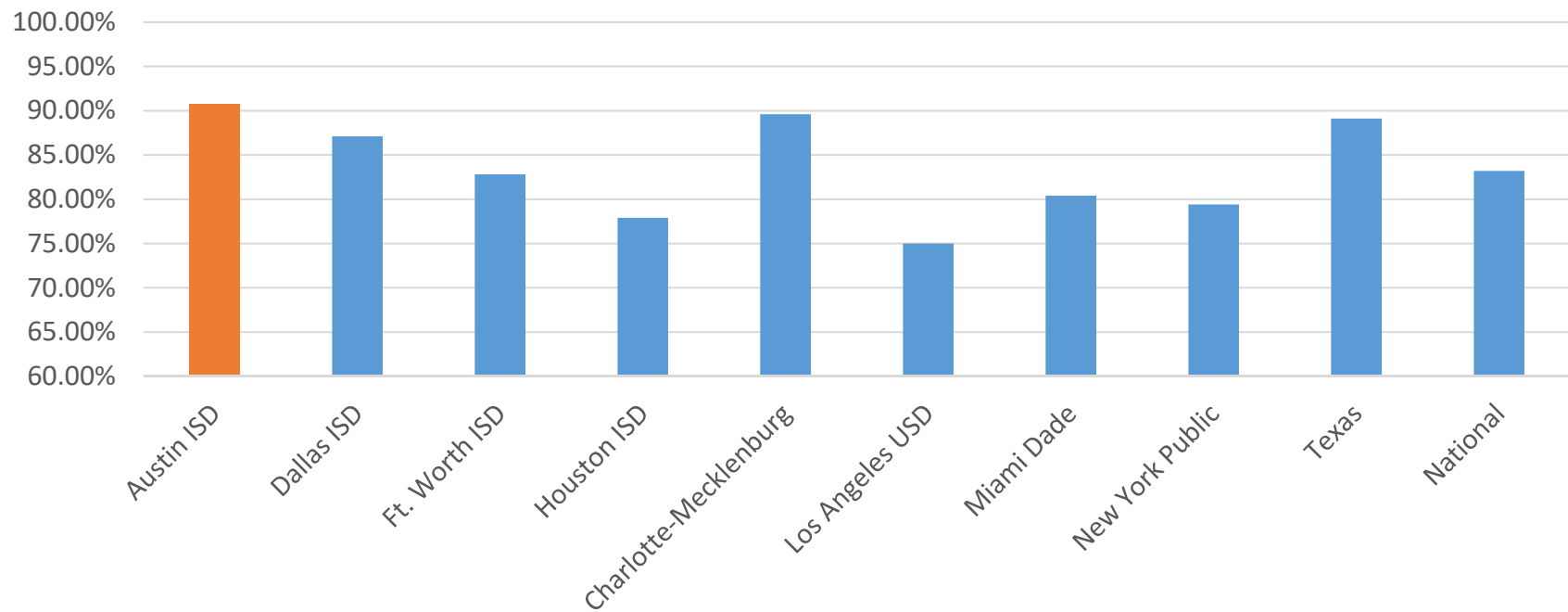
Class of 2016 Federal Graduation Rates



Class of 2016 Federal Graduation Rates



Class of 2016 Federal Graduation Rates



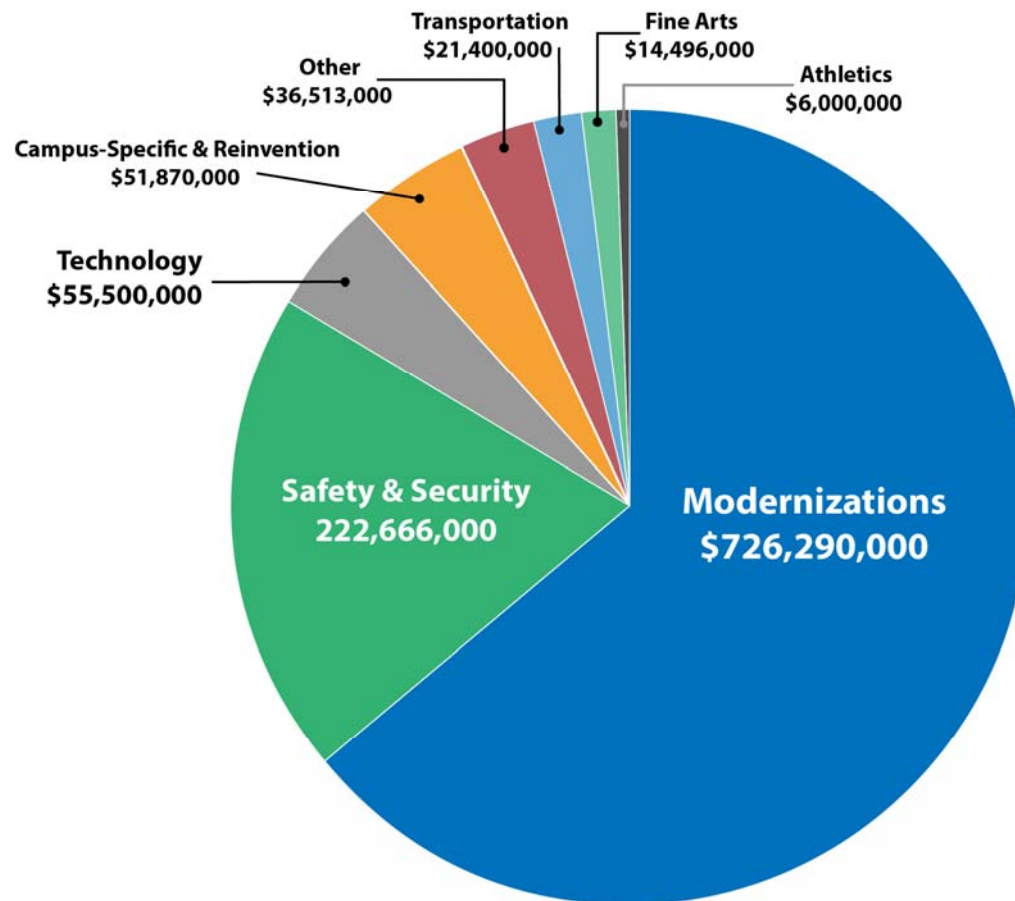
Nov. 7, 2017 AISD Bond



One proposition for
\$1,050,984,000

- 16 new or modernized schools
- All schools get technology and facility support
- **No** tax rate increase
- 21st-century learning without a tax rate increase





Total Bond Proposal \$1,050,984,000

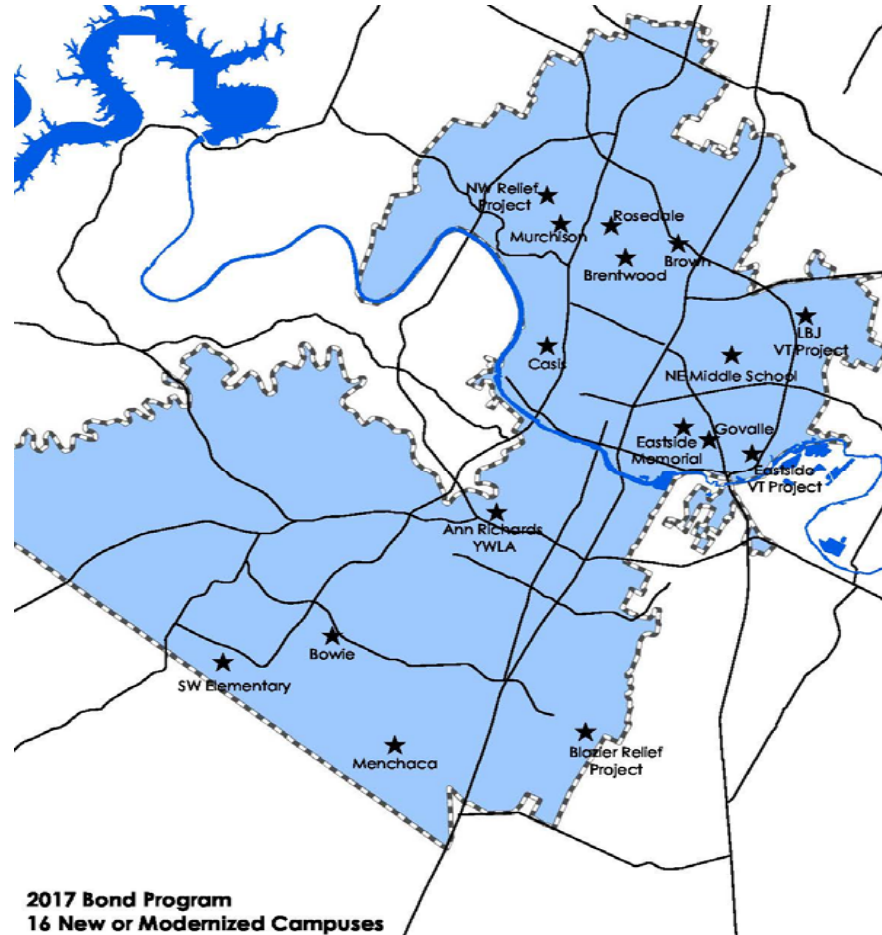
- 16 New or Modernized Schools
- Life Safety & Police Equipment
- Districtwide Technology Upgrades
- LBJ ECHS Medical School, LASA Move, etc.
- Bond Carry Costs, Master Planning, etc.
- New Buses, etc.
- Rigging Repairs, etc.
- House Park Repairs, Renovations

Total amount is less \$83,751,000, which includes proposed land sales and other resources for support



New and Modern School Projects

- 1) Rosedale
- 2) Eastside Memorial High School
- 3) Casis ES
- 4) Govalle ES
- 5) Menchaca ES
- 6) Brown ES
- 7) New Blazier Relief
- 8) New SW Elementary
- 9) New NE Middle School
- 10) Ann Richards
- 11) Bowie HS
- 12) Murchison MS
- 13) Brentwood ES
- 14) NW Relief Project
- 15) LBJ VT Project
- 16) Eastside VT Project



Districtwide Projects



Critical Facilities



Technology



Transportation

**Every Austin ISD school
is included in the bond**



New & Modern School Projects



Rosedale School



Eastside Memorial
ECHS at Original
L.C. Anderson
Campus



Modernizations



New Elementary & Middle Schools



Blazier Relief Project, Casis,
Govalle, Menchaca, T.A. Brown
and Southwest Austin
Elementary Schools



Northeast Austin
Middle School



Reinvention Projects



Career Launch at
Reagan ECHS



Renovations to
Fine Arts
Facilities



LBJ ECHS
Medical School



21st-century Learning Spaces



Outdoor
classrooms



Technology-rich
classrooms



Courtesy of Stantec

Open design,
learning centers




School-Specific Information





Bond Planning Projects_Blacks x Samantha

Secure https://www.aecomconnect.com/AISD_FCA/Docs/DraftBondScenario/ElementarySchools/AISD_Bond%20Planning_Blackshear%20ES_A3.pdf

Apps AISD Email Drupal AISD Cloud Applitrack



BLACKSHEAR ELEMENTARY SCHOOL FACILITY PROJECT SHEET




1712 E. 11th St.
Austin, TX 78702

Building Area: 70,610 Square Feet
Site: 5 Acres
Date of First Construction: 1903

Existing Capacity: 561
Planned Capacity: 561
2016/2017 Utilization: 68%

For more detailed information about the district's long-term Facility Master Plan and recommendations for this facility, please visit www.aisdfuture.com.

Proposed Projects		Facility Condition Assessment (FCA)	
This Facility	District Average - Elementary		





The bond is rooted in the Facility
Master Plan and its extensive
community engagement process.



Facility Master Plan



Data-driven

- Two-year planning process
- Facility Condition Assessments
- Educational Suitability Assessments
- Building utilization (overcrowding, underenrollment)

38

FABPAC meetings

30

Community meetings

500

Engagement opportunities

5,000

Unique pieces of feedback



Facility Master Plan



46 years

Average age of an Austin ISD school building

52 schools

"Poor" or "Very Poor" facility condition

26 schools

"Unsatisfactory" educational suitability condition

Significant overcrowding at **more than 10 schools**



Facility Master Plan



Current AISD facility
needs (FMP assessment):
\$4 billion

Total 2017 bond:
\$1.05 billion

Proposed Bond = **NO** tax rate increase



21st-Century Learning Spaces

**NO TAX RATE
INCREASE**



Frozen Taxes for 65+



65 +

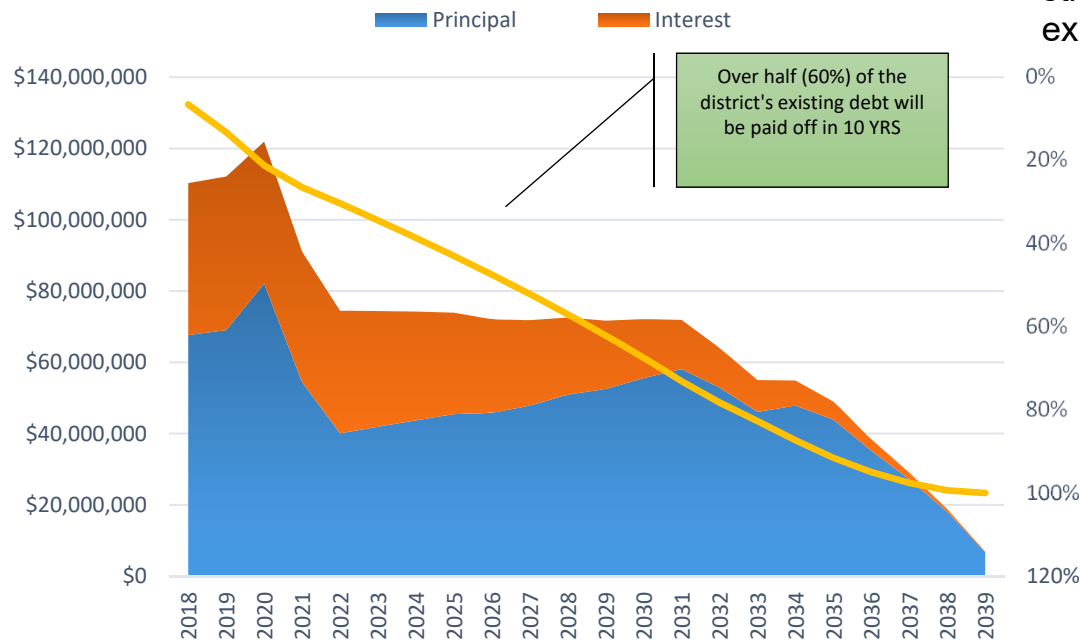


Property taxes are not affected over the frozen amount
for homeowners 65 years old or older
who have an approved homestead exemption.





Exiting Outstanding Debt and Paydown



Src.: Outstanding Debt amortization schedule a/o June 30, 2016 (unaudited)

The district will use several Debt management strategies to lower the costs of debt and keep the existing tax rate at ¢11.30, including:

- Rapid pay down of existing debt as *new* debt is added and layered in over the next five years
- Maintain high financial ratings to obtain best interest rates
- Refinance existing debt for better rates to reduce interest costs
- Apply conservative value growth assumptions and financial management practices to ensure results

The District is rated Aaa from Moody's Investors Service, the highest rating possible, and AA+ from Fitch Ratings.

Moody's cites the District's:

"vibrant and growing economy, above average wealth indices and healthy financial reserves, as well as manageable debt and pension burdens"

in granting the Aaa rating, allowing the district to obtain the best rates.



5 Year Tax Rate comparison & history

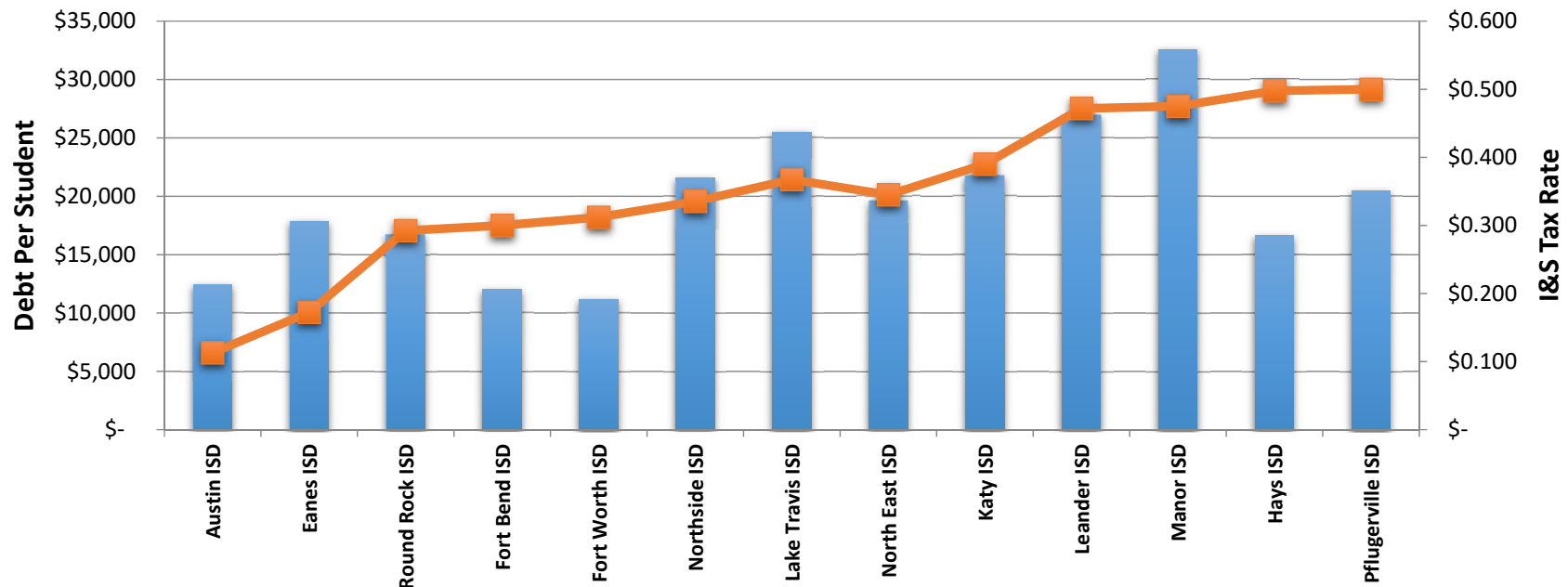


School District	2012	2013	2014	2015	2016	\$ Δ	% Δ
Austin ISD	1.2420	1.2420	1.2220	1.2020	1.1920	-0.0500	-4.03%
Eanes ISD	1.2125	1.2125	1.2125	1.2125	1.2125	0.0000	0.00%
Round Rock ISD	1.3800	1.3674	1.3375	1.3325	1.3325	-0.0475	-3.44%
Lake Travis ISD	1.4075	1.4075	1.4075	1.4075	1.4075	0.0000	0.00%
Bastrop ISD	1.4810	1.4810	1.4410	1.4410	1.5710	0.0900	6.08%
Del Valle ISD	1.5300	1.4700	1.4700	1.5300	1.5200	-0.0100	-0.65%
Leander ISD	1.5119	1.5119	1.5119	1.5119	1.5119	0.0000	0.00%
Manor ISD	1.5150	1.5150	1.5150	1.5150	1.5150	0.0000	0.00%
Dripping Springs ISD	1.4900	1.4900	1.5200	1.5200	1.5200	0.0300	2.01%
Hays CIST	1.4613	1.4613	1.5377	1.5377	1.5377	0.0764	5.23%
Pflugerville ISD	1.5400	1.5400	1.5400	1.5400	1.5400	0.0000	0.00%

AISD has the **lowest** overall tax rate when compared to neighboring ISDs and has **lowered** its tax rate ¢5 in the last three years



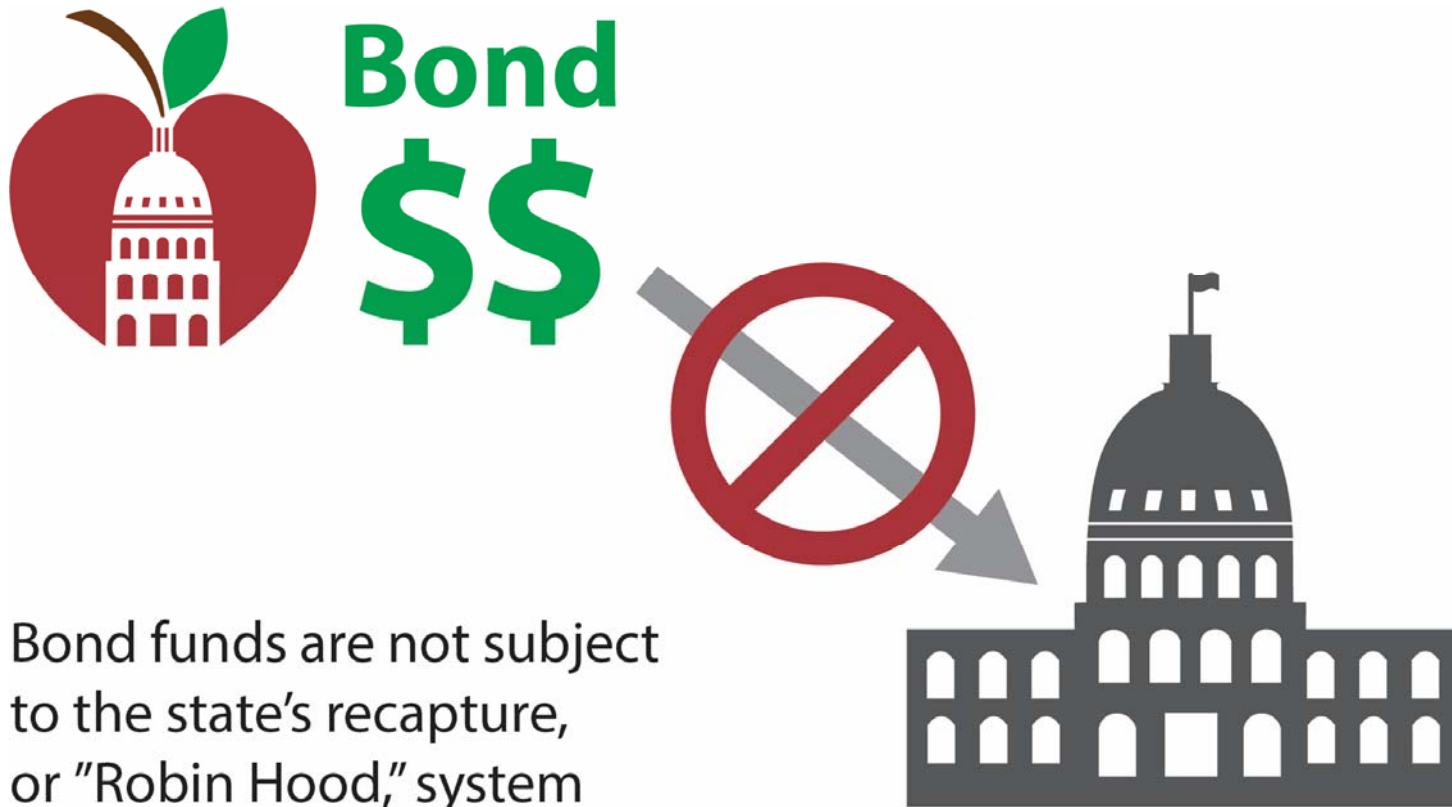
Per Student Debt/I&S Tax Rate Comparison



Src: Data provided in official statements posted to MSRB EMMA. If older than one year, Texas Bond Review Board debt data as of 8/31/16 was used.



Bond Dollars Stay in Austin ISD



New Approach to Building



- Modernized facilities
 - ☐ New specifications
 - ☐ New project delivery manual
- Use of more delivery methods
 - ☐ Competitive sealed proposals
 - ☐ Design-build
 - ☐ Construction manager at risk
 - ☐ Job order contracts
- Reduce processing and approval timeline within AISD and collaborate with city to fast-track permitting



Important Dates



- October – Bond Implementation Plan
 - ❑ Oct. 9 – Board work session
 - ❑ Oct. 23 – Board voting session
- Nov. 7 – Election
- Nov. 14 – Release first group of RFQs



AISD HUB Program



Annual Aspirational HUB Goals

Historically Underutilized Business	Construction	Professional Services
African American	1.7	1.9
Asian/Native American	1.9	7.4
Hispanic	8.1	9.4
Female	10.2	9.8
Total	21.9	28.5

We encourage feedback from our community about the program and how we can improve our outcomes. Email comments and suggestions to HUBprogram@austinisd.org.

Info: www.austinisd.org/hub





21st-century learning spaces without a tax rate increase

**Election Day is Nov. 7, Early voting starts Oct.
23**

#AISDFuture | #AISDFuturo

www.aisdfuture.com | www.aisdfuturo.com

future@AustinISD.org | 512-414-9595

