



Water Conservation Program FY17 4th Qtr Update

Resource Management Commission

October 17, 2017

Mark Jordan

Conservation Program Coordinator

4th Quarter Summary

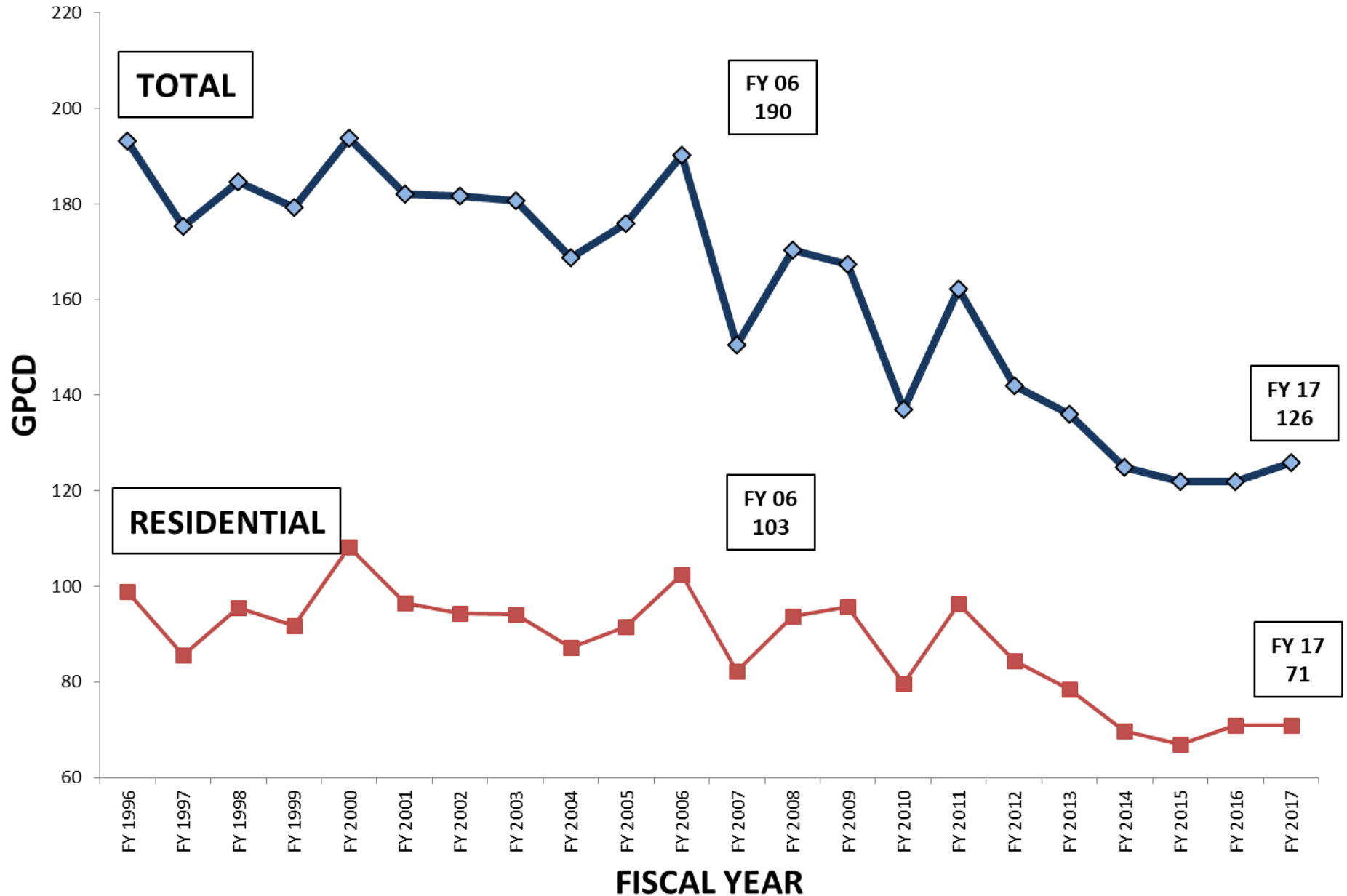
- FY17 GPCD remains below target levels (4% increase from FY16 with lifting of Stage 2)
- Plumbing and mechanical code changes adopted
- Irrigation system workshops
- Water Forward conservation strategies identified and evaluated



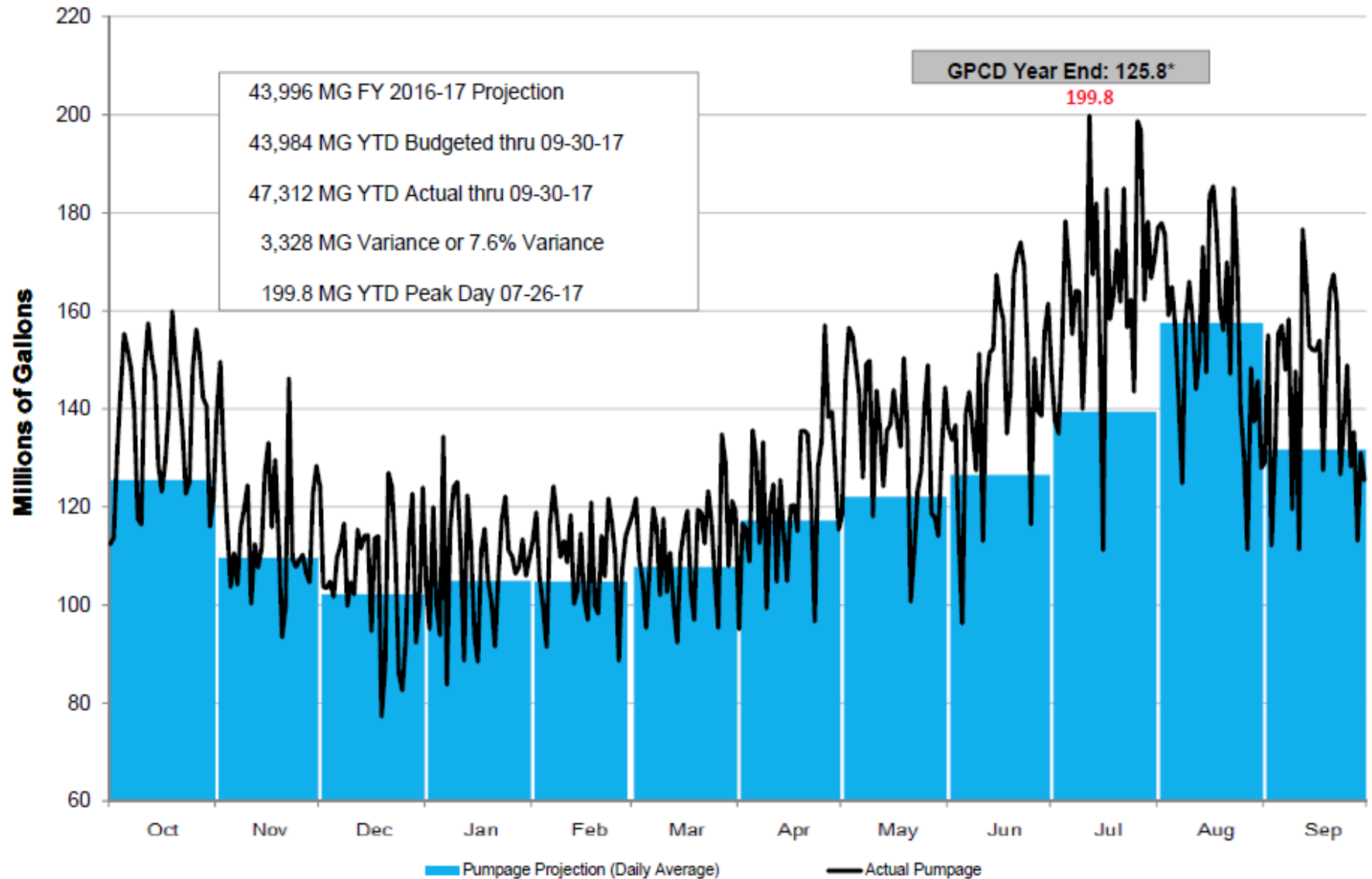
5 and 10 year water conservation goals

	FY2019 Goal	FY 2024 Goal
Total GPCD	Non-drought conditions: 141	138
	Drought response Stage 2: 124	
Residential GPCD	85	83

WATER USE - GALLONS PER CAPITA PER DAY (GPCD)

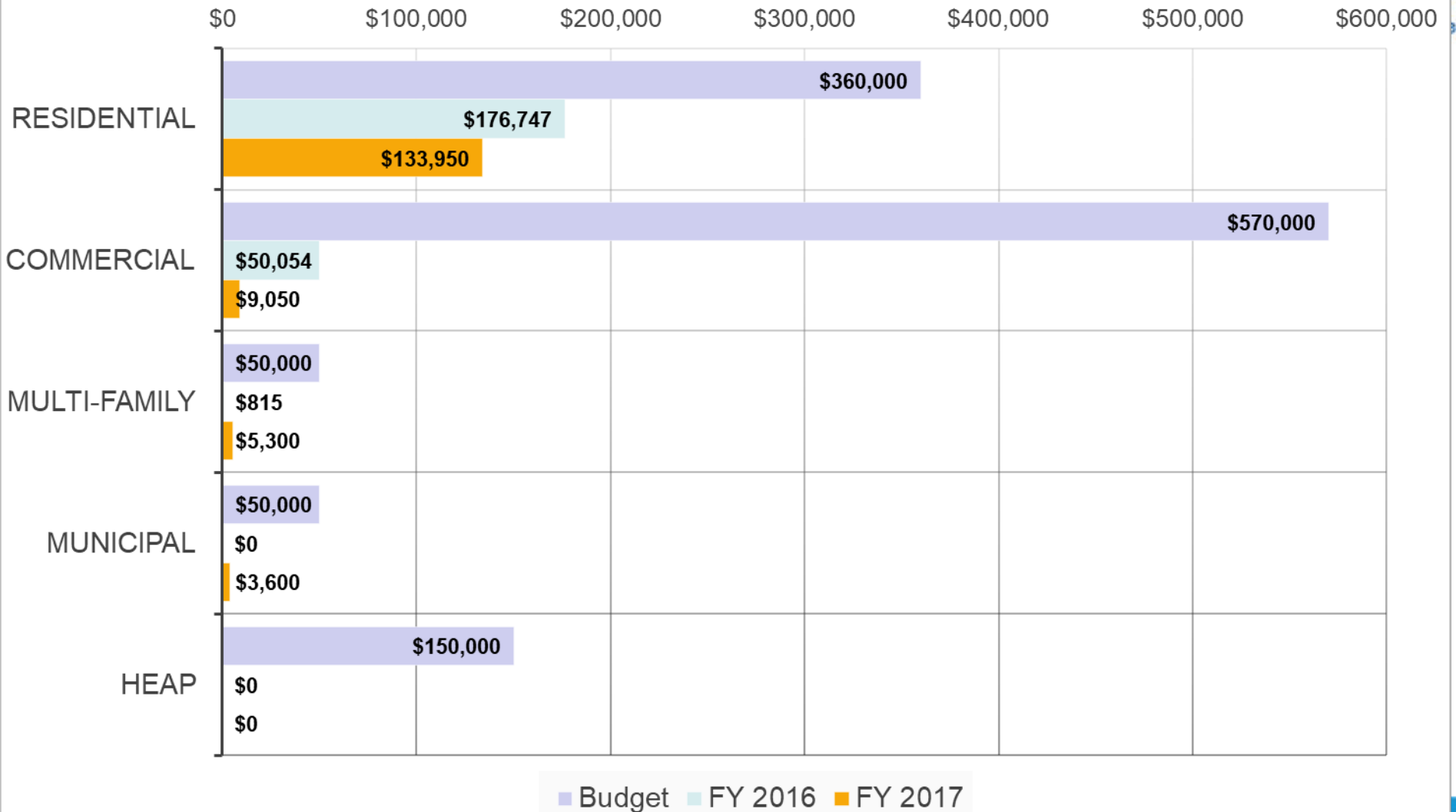


FY 2016-17 Daily Pumpage Projections



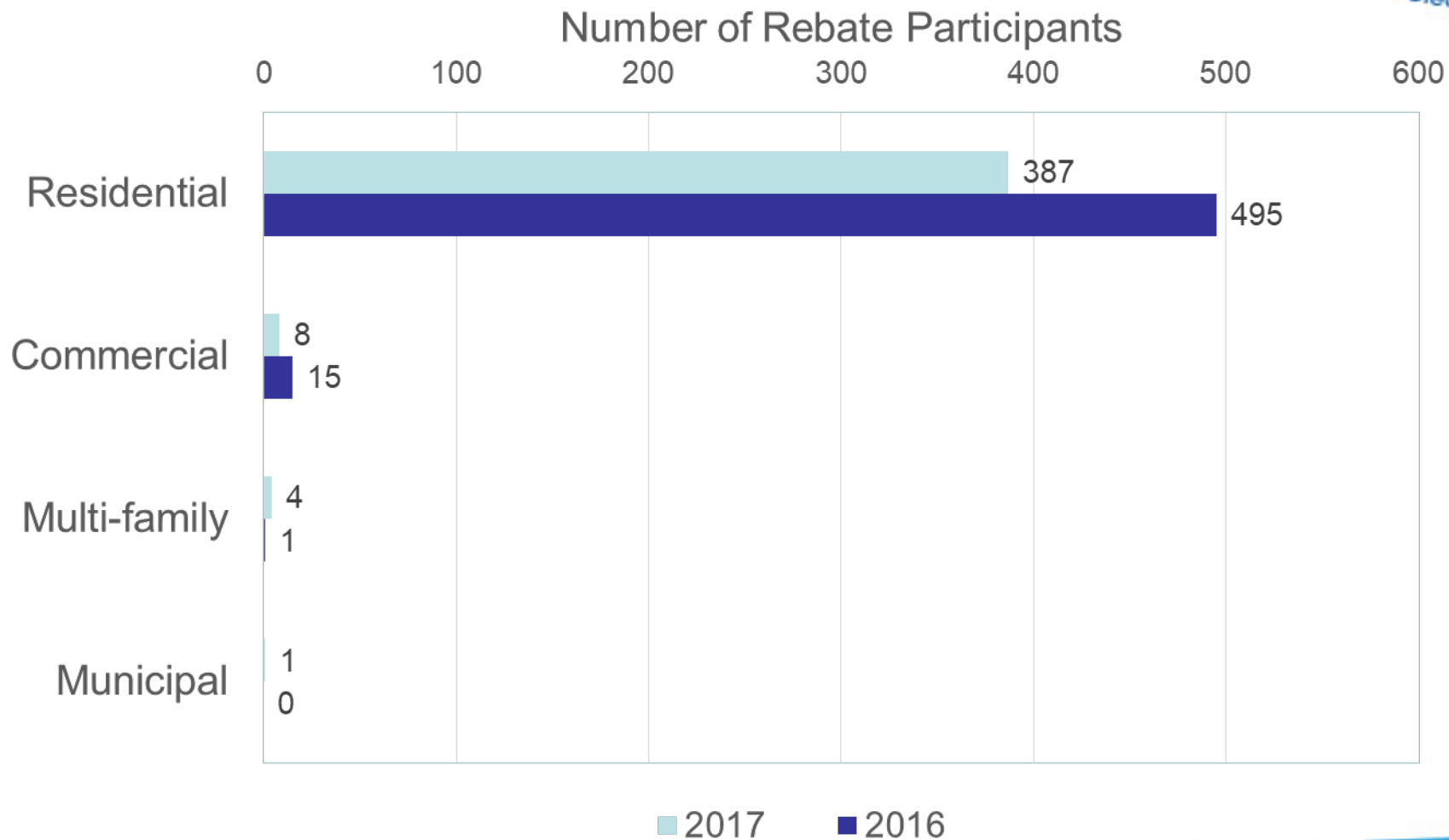
*Gallons Per Capita Per Day (GPCD) figure is based on projected retail and wholesale population data from Systems Planning

FY16 and FY17 Program Spending



Sources: WCTS Transactions thru 09/30/2017, eCombs as of 10/02/2017

Rebate Program Participation FY 2016 vs. FY 2017



FY2017 Rebate Activity



<u>Program Name</u>	<u>Number of Rebates</u>	<u>Rebate Amount</u>
BUCKS FOR BUSINESS	0	0.00
COMMERCIAL AUDIT REBATE	0	0.00
DROUGHT SURVIVAL TOOLS	91	4,970.00
IRRIGATION REBATE-COMM	4	3,900.00
IRRIGATION REBATE-SF	47	6,003.49
POOL COVER REBATE	6	551.35
PRESSURE REGULATING VALVE REBATE	20	2,000.00
RAINWATER HARVESTING COMM	4	5,150.00
RAINWATER HARVESTING MF	1	5,000.00
RAINWATER HARVESTING SF	202	91,665.10
WATERING TIMER	11	281.70
WATERWISE LANDSCAPE REBATE	9	3,325.00
WATERWISE RAINSCAPE	4	273.60
WATERWISE LANDSCAPE - SCHOOLS	0	0.00
Grand Total	399	\$123,120.24

FY2016 Rebate Activity



<u>Program Name</u>	<u>Number of Rebates</u>	<u>Rebate Amount</u>
BUCKS FOR BUSINESS	3	35,359.00
COMMERCIAL AUDIT REBATE	7	7,475.00
DROUGHT SURVIVAL TOOLS	81	4,670.00
IRRIGATION REBATE-SF	41	4,803.47
POOL COVER REBATE	5	400.00
PRESSURE REGULATING VALVE REBATE	24	2,400.00
RAINWATER HARVESTING COMM	6	7,157.50
RAINWATER HARVESTING MF	1	815.00
RAINWATER HARVESTING SF	319	100,723.41
WATERING TIMER	12	290.59
WATERWISE LANDSCAPE REBATE	11	4,900.00
WATERWISE RAINSCAPE	2	148.20
WATERWISE LANDSCAPE - SCHOOLS	1	137.10
Grand Total	513	\$169,279.27

FY17 Spending/FY18 Budget


Program	FY17 Budget	FY17 Spent	FY17 Remaining	FY18 Budget
Residential	\$360,000	\$134,000	\$226,000	\$245,000
Commercial	\$570,000	\$9,025	\$560,975	\$420,000
Multi-Family	\$65,000	\$5,300	\$59,700	\$65,000
Municipal	\$50,000	\$3,600	\$46,400	\$50,000
Total	\$1,045,000	\$151,925	\$893,075	\$780,000

FY 2018 Budgeting Factors

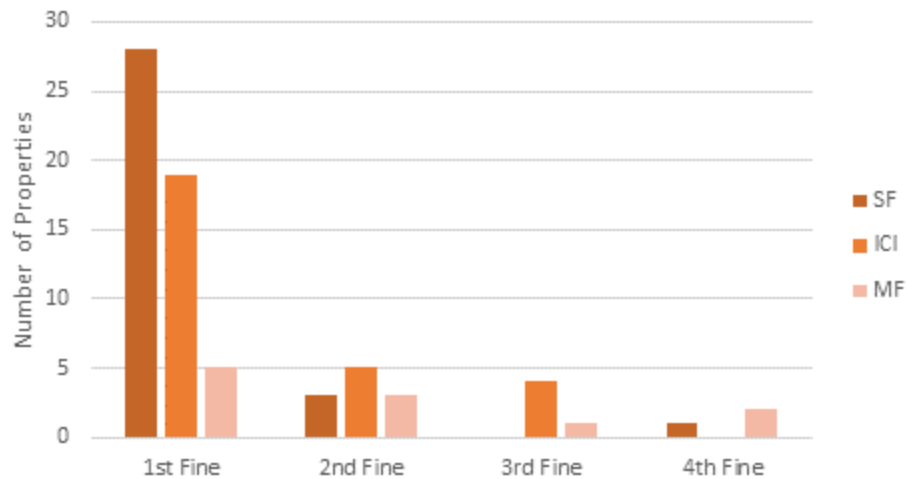
- No proposed rate increase; continuing increase in O&M costs
- New code impacts to commercial incentive programs
- New long term Dropcountr contract
- Program participation trends
- Wetter weather, fuller lakes

Code changes

- A/C condensate recovery for new development
- All cooling towers must meet efficiency standards, equipment and inspection and reporting requirements
- Cooling tower makeup water offsets or blow down water reuse
- PRSVs and boilers



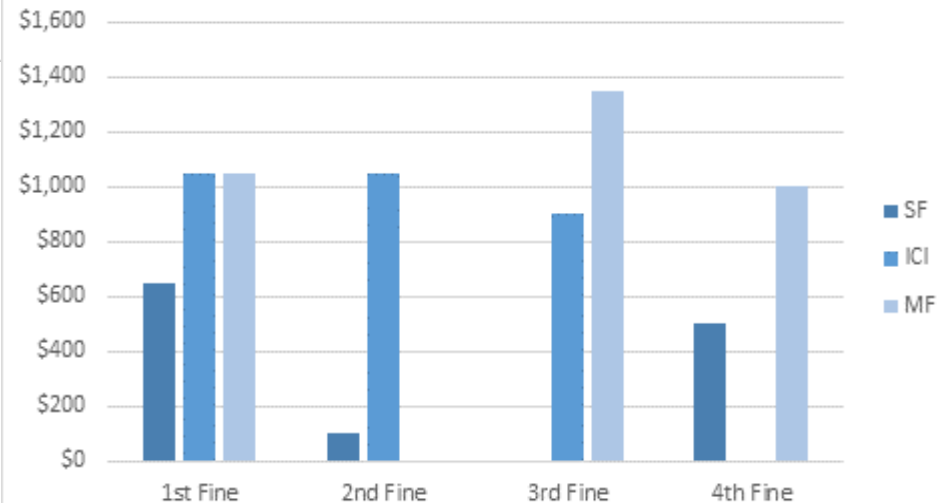
FY Assessed Violations 10/1/16-9/7/17



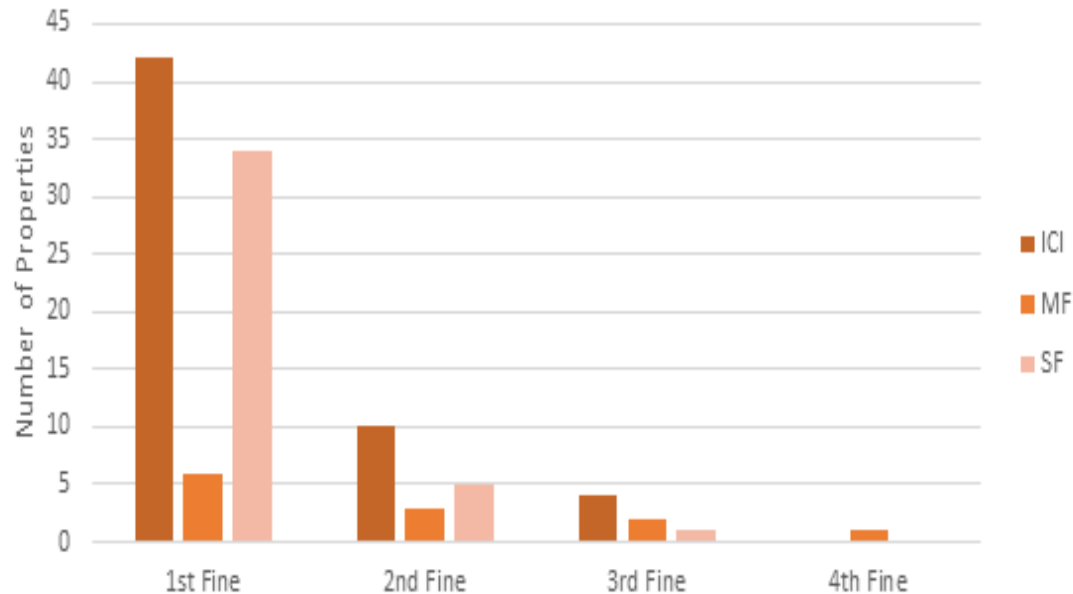
- Violations assessed only after a warning is issued
- Citizen reports generate a postcard alert
- Fines on water bills

- 518 warnings
- 71 properties fined
- 8 appeals filed
- 1 appeals overturned

Fines Collected 10/1/16-9/7/17



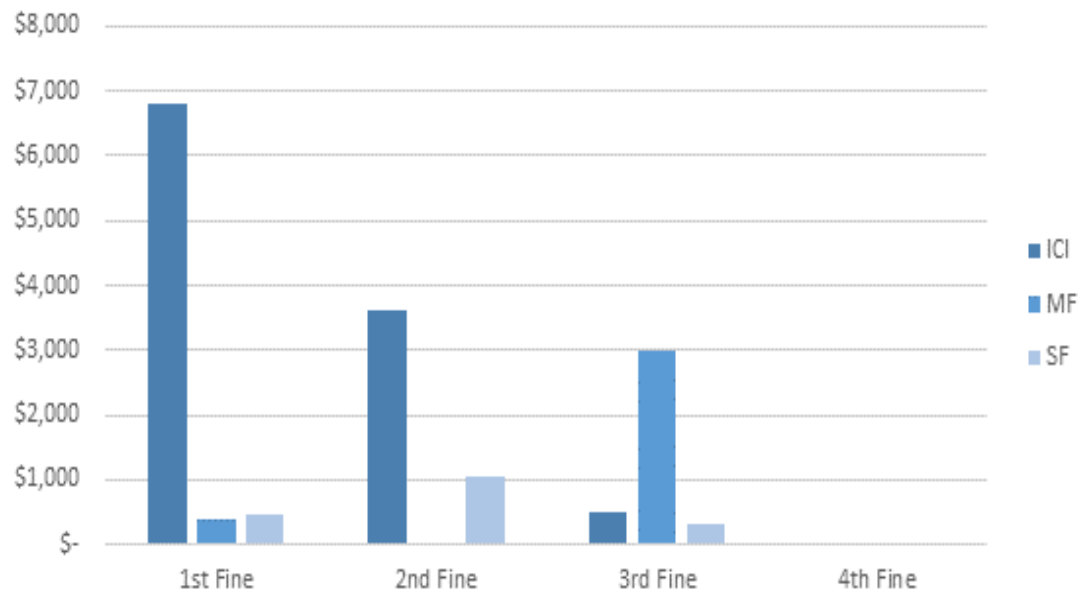
FY Assessed Violations 10/1/15-9/30/16










- Violations assessed only after a warning is issued
- Citizen reports generate a postcard alert
- Fines on water bills

- 974 warnings
- 111 properties fined
- 21 appeals filed
- 2 appeals overturned

Fines Collected



Water Forward Demand Strategies

Measure Name	Yield Potential 2115
Landscape Transformation Ordinance	
Benchmarking	
AMI	
Water Loss Control – Utility	
Landscape Transformation Incentives	
Irrigation Efficiency Incentives	
CII Ordinance for Cooling Towers	

Relative Magnitude of Yield (Acre-Feet)


> 40,000


20,000 - 40,000


10,000 - 20,000


1,000 - 10,000


< 1,000



Mark Jordan

Water Conservation Program Coordinator

(512) 974-3901

mark.jordan@austintexas.gov

www.waterwiseaustin.org