

www.austinenergy.com



EV Update

Resource Management
Commission

Karl Popham
Electric Vehicles & Emerging Technologies
Austin Energy
Karl.popham@austinenergy.com

November 14th, 2017



TO SAFELY DELIVER CLEAN, AFFORDABLE, RELIABLE ENERGY AND EXCELLENT CUSTOMER SERVICE





The Team





EV Policies

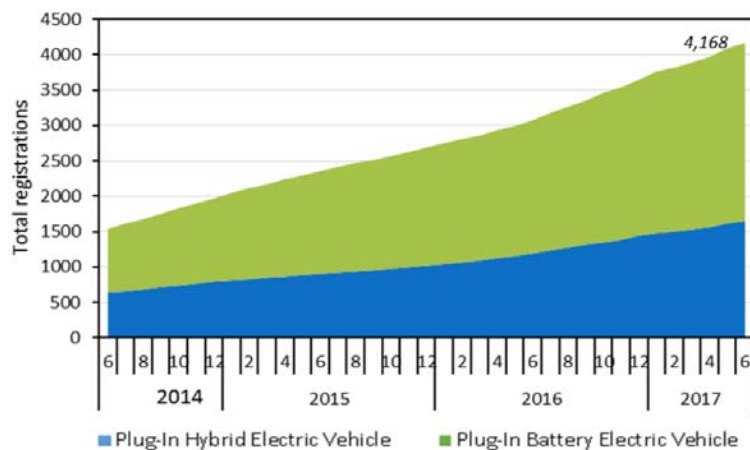
- City Council passed 7 EV related amendments to the latest AE Resource Plan (out of 16 total)
- City Council passed the City EV Fleet Adoption resolution
- City Council passed the Shared, Electric & Autonomous “Next Wave Mobility” resolution
- State of Texas brings back \$2,500 EV rebate starting FY18



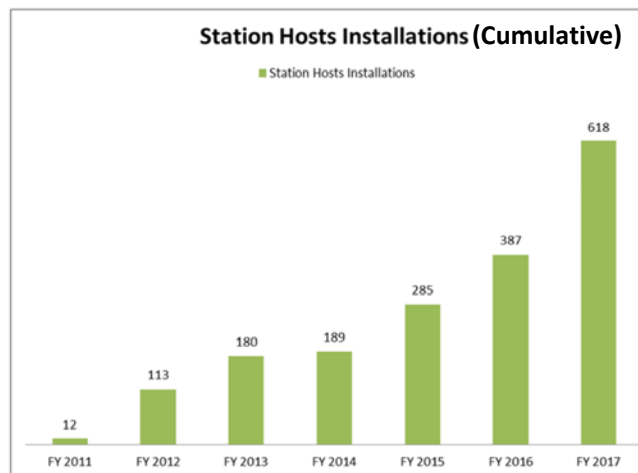


EV Program Metrics

Cumulative registrations by type (Cumulative)

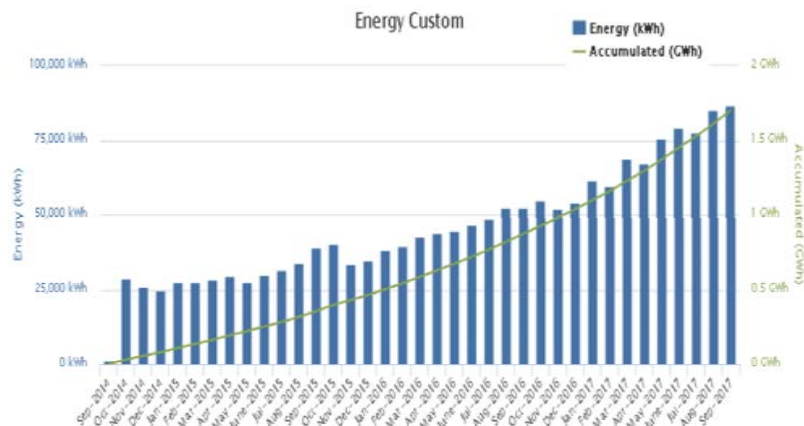


Public Charging Program



618 charging ports have been installed at 180 locations to include retail, workplace, multifamily, and fleet.

Energy Usage – Plug-in EVerywhere Network
(Monthly, 3 year rolling)

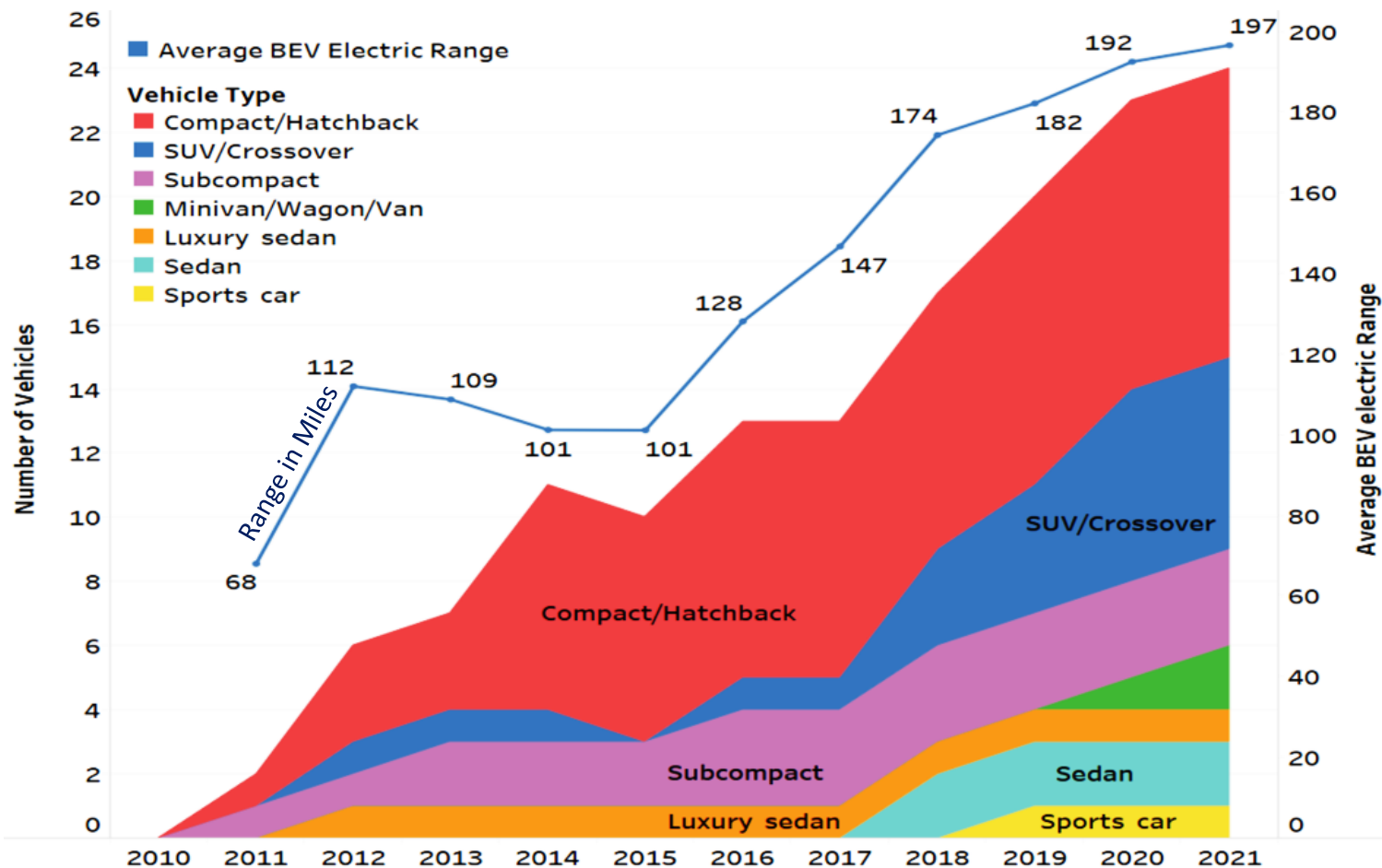


Public Charging: 2.09 GWh consumed through 279,005 charging sessions since 2012, displacing approximately 8.4M petroleum miles with 100% renewable GreenChoice® energy. Data provided by ChargePoint Station Manager.



Batteries getting bigger | 60-80kWh

With increased range, one EV is moving to 10x the capacity of a single residential storage system.



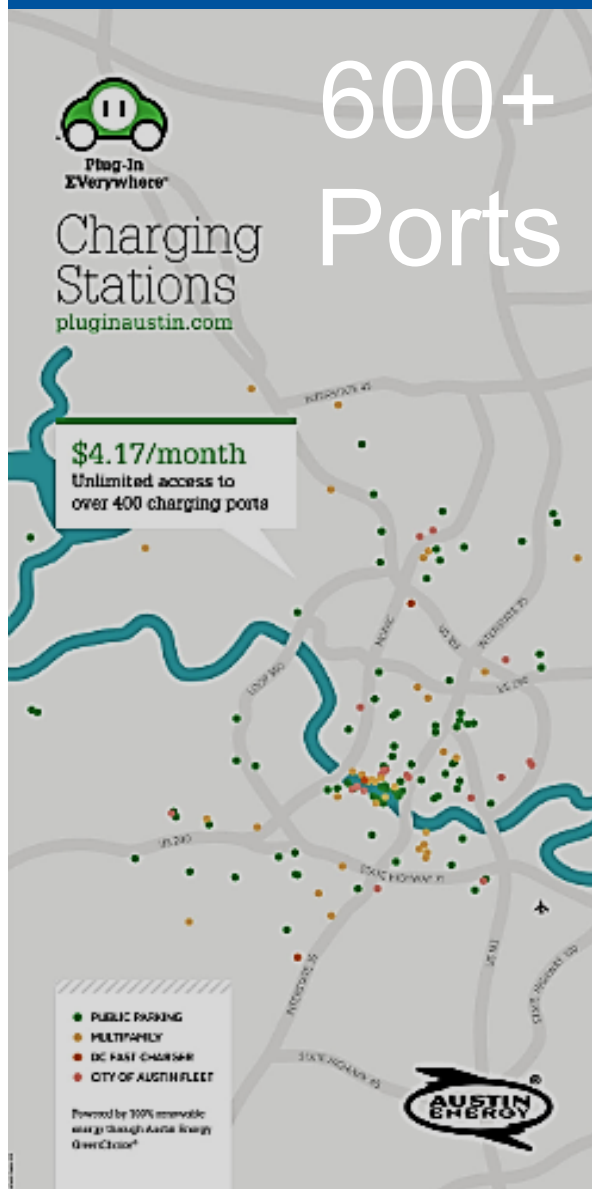
8

© 2017 Electric Power Research Institute, Inc. All rights reserved.

EPRI | ELECTRIC POWER RESEARCH INSTITUTE




Affordable, Clean & Convenient

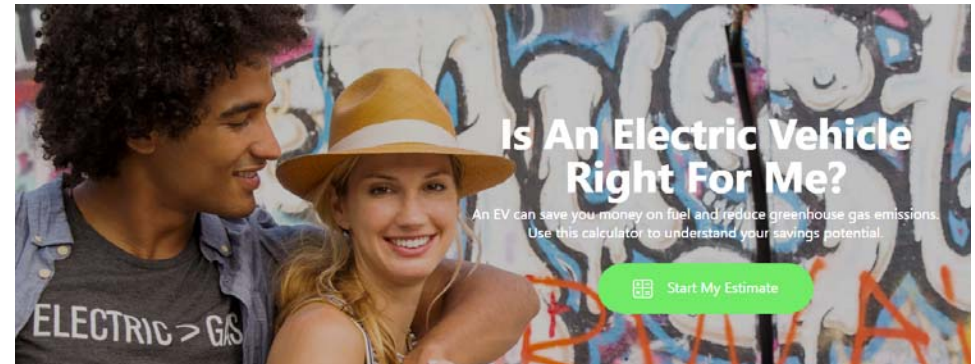




Marketing, Calculators & Outreach



Start the conversation.
Visit pluginaustin.com
A City of Austin Program





Electric Drive Showcase





Fleet & Low-Income Programs





Residential EV Time of Use Rate



Introducing EV360SM

*"The EV360 program
cuts my EV energy cost
in half."*

– Logan Boyd



pluginaustin.com

A City of Austin Program



Shared & Electric Transit





Grant-Funded Initiatives




U.S. DEPARTMENT OF
ENERGY



CHANGING WHAT'S POSSIBLE



Pecan Street Project



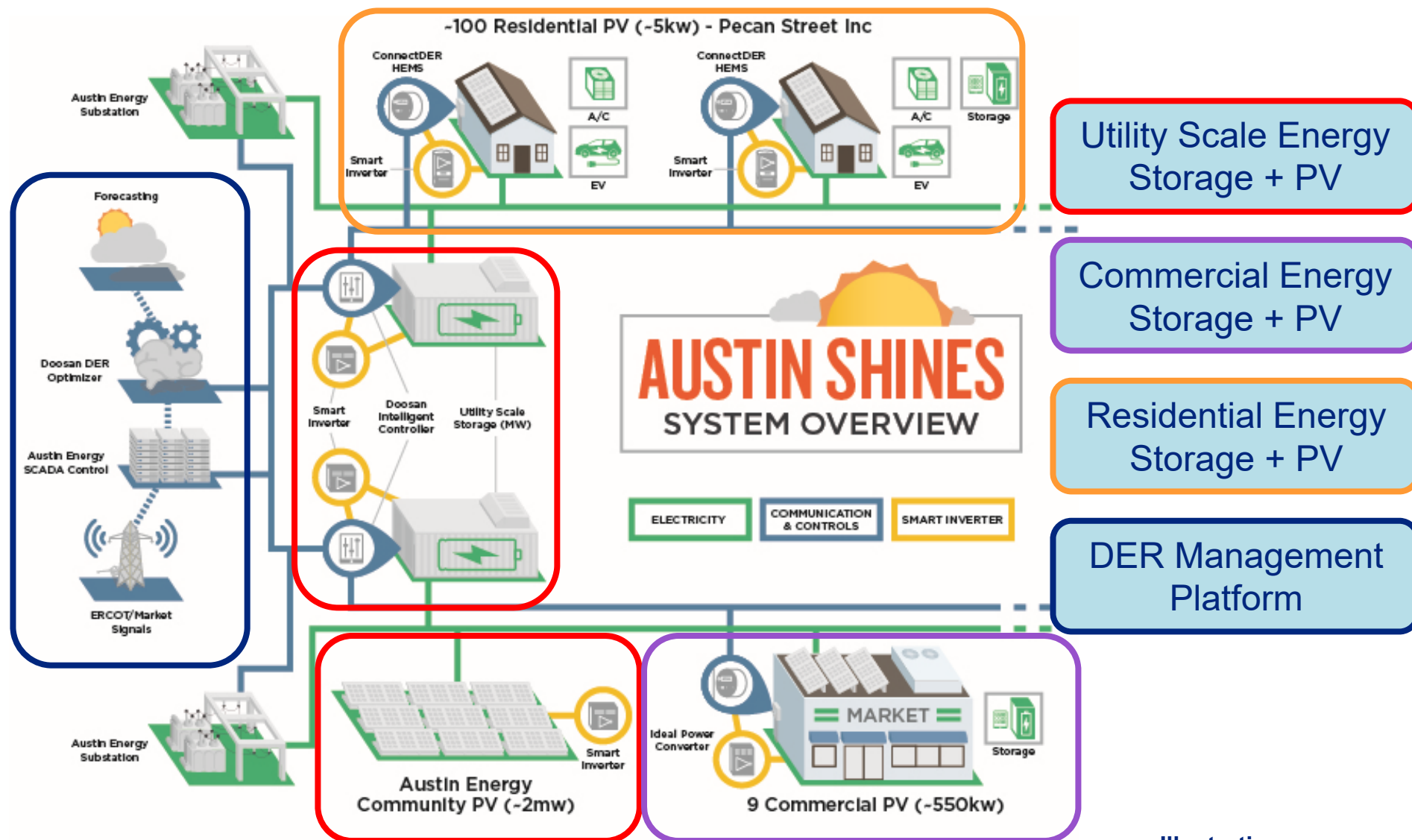
TEXAS RIVER CITIES

Plug-In Electric Vehicle Initiative





SHINES – Integrated Solar+Storage




Illustrative



Austin's "Smart Mobility Roadmap"



austintexas.gov/smartmobilityroadmap




TRANSPORT PEOPLE

- ⚙️ Uber, GM/Lyft, nuTonomy
- 🚗 4
- 📏 4,000-6,000 lbs
- 👤 4-6 passengers
- 🕒 25-35 mph
- 📍 Pittsburgh, San Francisco, Singapore

- ⚙️ Navya, Local Motors, Easymile, Auro Robotics
- 🚗 4
- 📏 6,000-8,000 lbs
- 👤 10-12 passengers
- 🕒 25-35 mph
- 📍 Lyons, Helsinki, Washington D.C.

Autovot/Taxibot

- ✅ Has been tested in Austin



Autovot: AV taxi providing sequential private rides
Taxibot: AV taxi shared simultaneously by several passengers

Driverless Shuttle

- ✅ Has been tested in Austin



Automated minibus for carrying groups of people over short distances, usually on pre-mapped routes

TRANSPORT FREIGHT

- ⚙️ Starship Technologies
- 🚗 6
- 📏 40-55 lbs
- 👤 0 passengers
- 🕒 4 mph
- 📍 Tallinn, London, Bern, Redwood City, CA, Washington D.C.

- ⚙️ Otto (Volvo), Scania
- 🚗 18
- 📏 33,000 lbs
- 👤 44,000 lbs cargo
- 🕒 55 mph
- 📍 Colorado, Rotterdam, EU (various)

Deliverybot

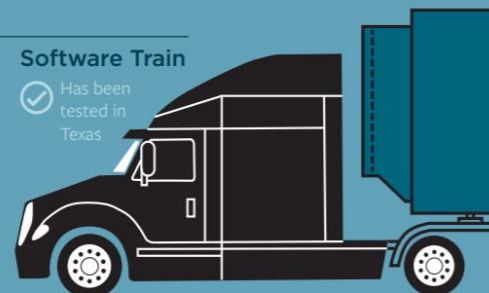
- ✅ Has been tested in Austin



AV cart providing last-mile light goods distribution

Software Train


- ✅ Has been tested in Texas



Single or platooned tractor-trailer providing long-haul freight transport



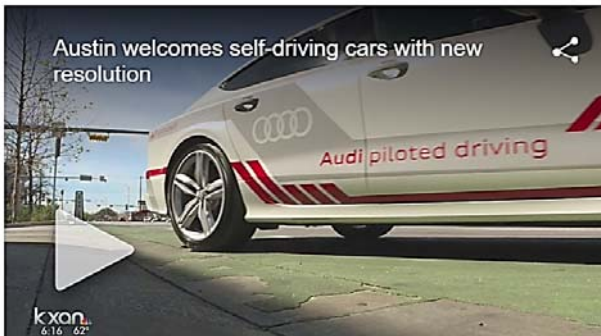
City Resolution - Why all 3?



Austin welcomes self-driving cars with new resolution



By Amanda Brandeis
Published: March 2, 2017, 7:10 pm | Updated: March 2, 2017, 8:28 pm



TRANSPORTATION

Friday, March 3, 2017 b

Council looks forward to robot car future

1. Shared

Congestion
Relief

2. Electric

Clean Air &
Climate
Protection

3. Autonomous

Safety

A
F
F
O
R
D
A
B
I
L
I
T
Y





Thank You



Karl Popham
Manager, Electric Vehicles & Emerging Technologies
Austin Energy

www.pluginAustin.com
Karl.popham@austinenergy.com