

# Austin Animal Center Monthly Report November 2017



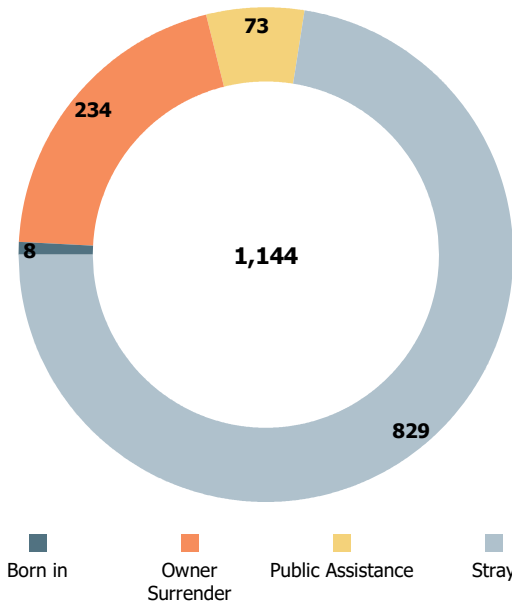
Fiscal Year 2017

# Austin Animal Center November 2017 Intakes



	Neonatal Kitten	Kitten	Adult Cat	Neonatal Puppy	Puppy	Adult Dog	Total
<b>Born in</b>	0	0	0	8	0	0	<b>8</b>
<b>Owner Surrender</b>	4	34	58	2	35	101	<b>234</b>
<b>Public Assistance</b>	0	2	12	2	2	55	<b>73</b>
<b>Stray</b>	77	129	111	34	138	340	<b>829</b>
<b>Total</b>	<b>81</b>	<b>165</b>	<b>181</b>	<b>46</b>	<b>175</b>	<b>496</b>	<b>1,144</b>

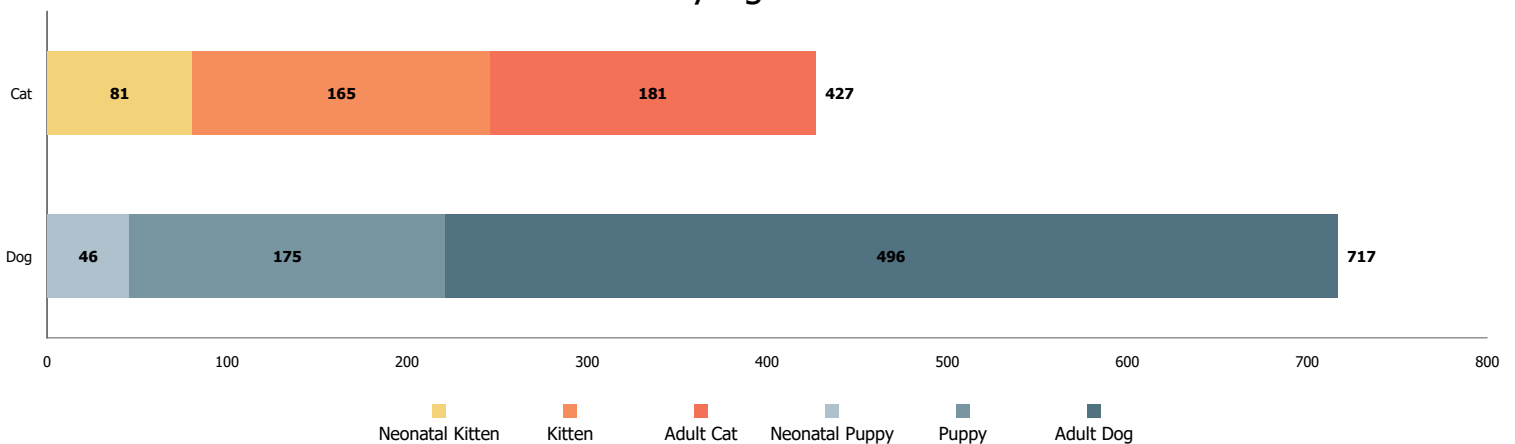
### Intakes by Intake Type



### Age Breakdown

- Neonatal**  
under 6 weeks old
- Kitten/Puppy**  
6 weeks to under 1 year old
- Adult**  
at least 1 year old

### Intakes by Age Breakdown

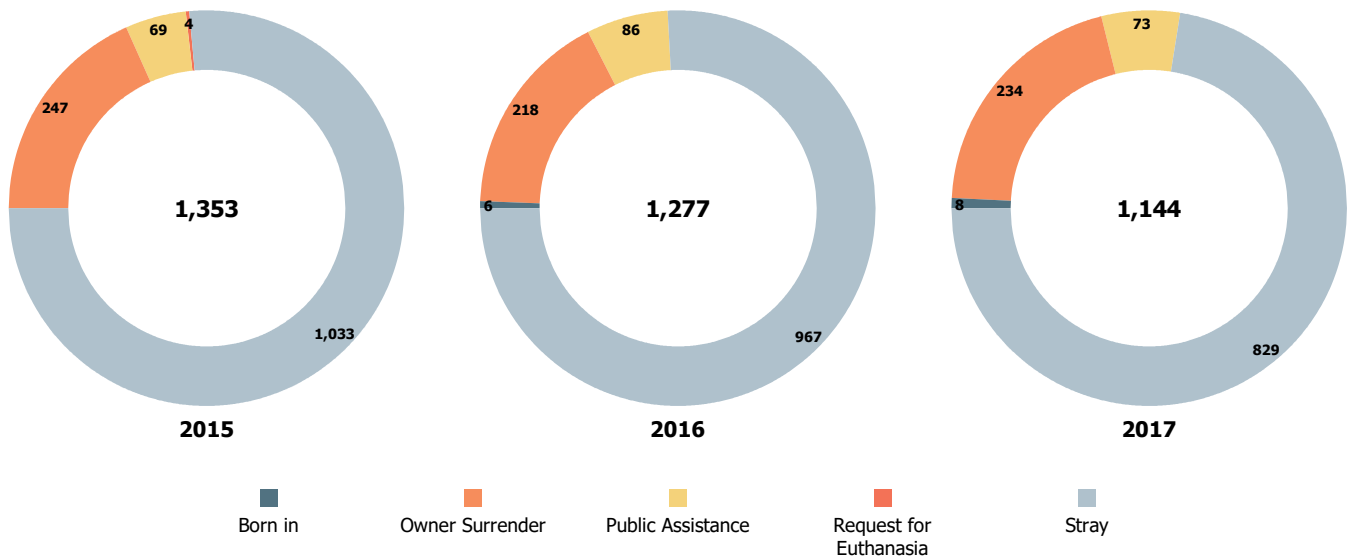


# Austin Animal Center November 2015 to 2017 Intakes

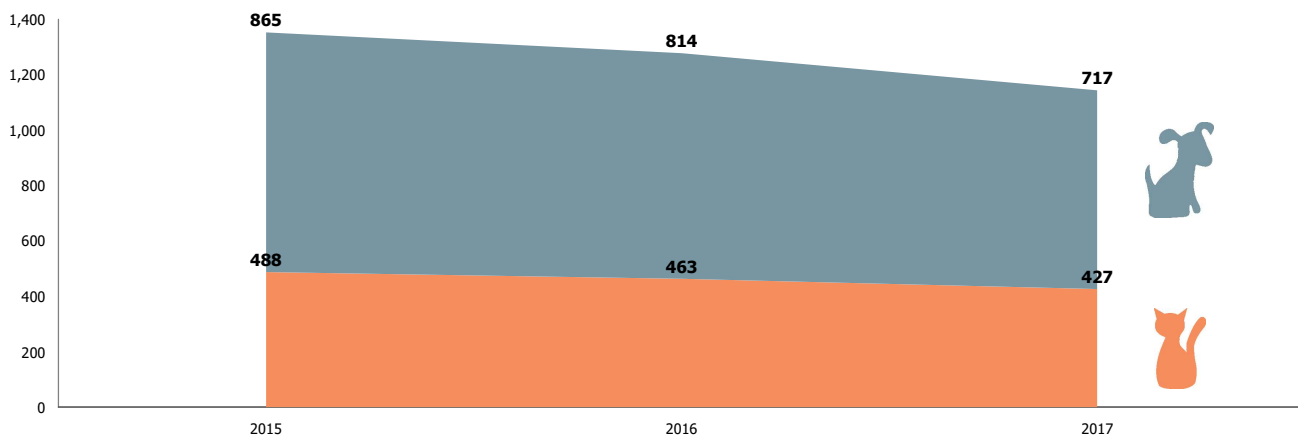


	2015			2016			2017		
	Cat	Dog	Total	Cat	Dog	Total	Cat	Dog	Total
<b>Born in</b>	0	0	<b>0</b>	6	0	<b>6</b>	0	8	<b>8</b>
<b>Owner Surrender</b>	119	128	<b>247</b>	84	134	<b>218</b>	96	138	<b>234</b>
<b>Public Assistance</b>	4	65	<b>69</b>	7	79	<b>86</b>	14	59	<b>73</b>
<b>Request for Euthanasia</b>	2	2	<b>4</b>	0	0	<b>0</b>	0	0	<b>0</b>
<b>Stray</b>	363	670	<b>1,033</b>	366	601	<b>967</b>	317	512	<b>829</b>
<b>Total</b>	<b>488</b>	<b>865</b>	<b>1,353</b>	<b>463</b>	<b>814</b>	<b>1,277</b>	<b>427</b>	<b>717</b>	<b>1,144</b>

### Yearly November Intakes by Intake Type



### Yearly November Intakes by Animal Type

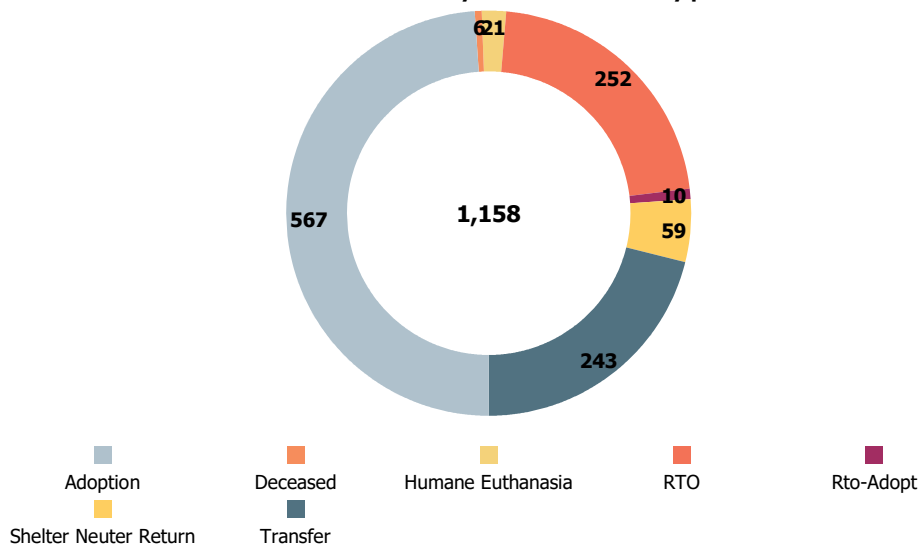


# Austin Animal Center November 2017 Outcomes



	Neonatal Kitten	Kitten	Adult Cat	Neonatal Puppy	Puppy	Adult Dog	Total
<b>Adoption</b>	0	196	62	0	117	192	<b>567</b>
<b>Deceased</b>	0	1	5	0	0	0	<b>6</b>
<b>Humane Euthanasia</b>	1	5	9	0	1	5	<b>21</b>
<b>RTO</b>	0	3	26	0	23	200	<b>252</b>
<b>Rto-Adopt</b>	0	2	2	0	2	4	<b>10</b>
<b>Shelter Neuter Return</b>	0	27	32	0	0	0	<b>59</b>
<b>Transfer</b>	15	46	25	20	49	88	<b>243</b>
<b>Total</b>	<b>16</b>	<b>280</b>	<b>161</b>	<b>20</b>	<b>192</b>	<b>489</b>	<b>1,158</b>

Outcomes by Outcome Type



## Age Breakdown

### Neonatal

under 6 weeks old

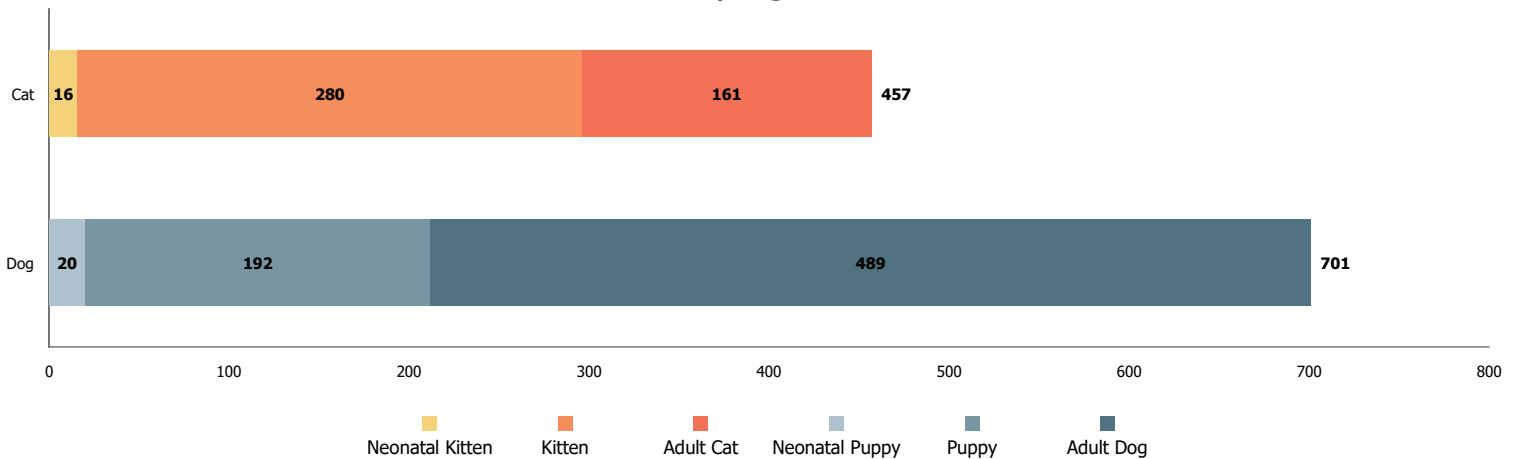
### Kitten/Puppy

6 weeks to under 1 year old

### Adult

at least 1 year old

Outcomes by Age Breakdown

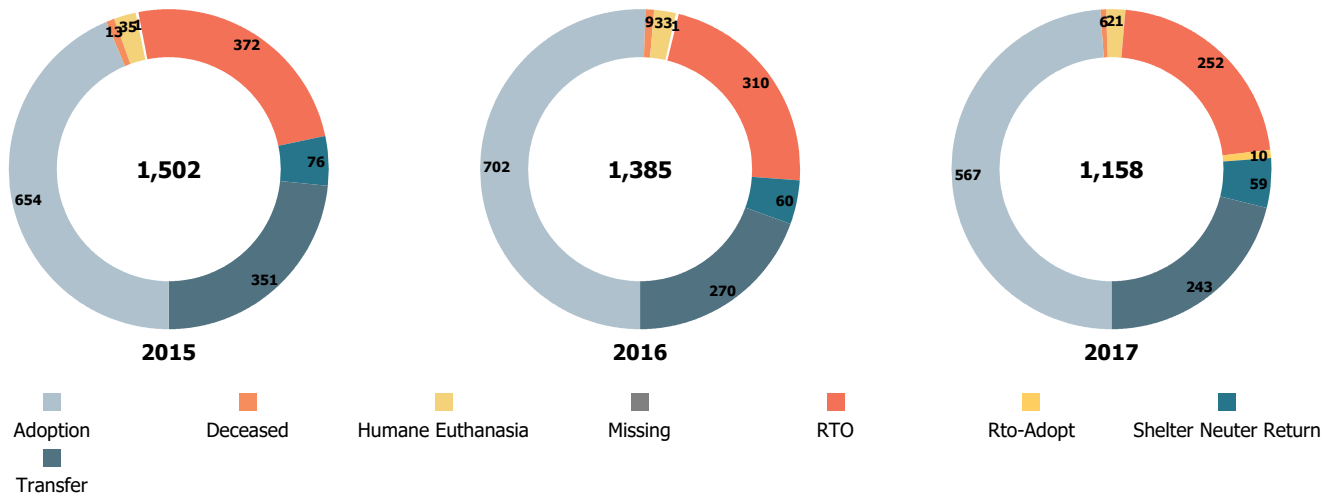


# Austin Animal Center November 2015 to 2017 Outcomes

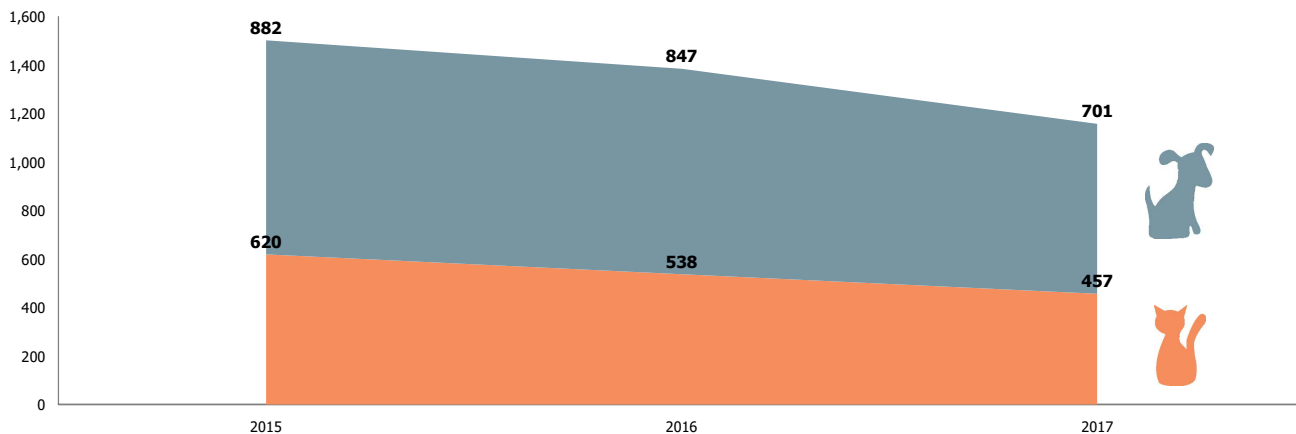


	2015			2016			2017		
	Cat	Dog	Total	Cat	Dog	Total	Cat	Dog	Total
<b>Adoption</b>	321	333	<b>654</b>	308	394	<b>702</b>	258	309	<b>567</b>
<b>Deceased</b>	11	2	<b>13</b>	7	2	<b>9</b>	6	0	<b>6</b>
<b>Humane Euthanasia</b>	21	14	<b>35</b>	19	14	<b>33</b>	15	6	<b>21</b>
<b>Missing</b>	1	0	<b>1</b>	0	1	<b>1</b>	0	0	<b>0</b>
<b>RTO</b>	32	340	<b>372</b>	28	282	<b>310</b>	29	223	<b>252</b>
<b>Rto-Adopt</b>	0	0	<b>0</b>	0	0	<b>0</b>	4	6	<b>10</b>
<b>Shelter Neuter Return</b>	76	0	<b>76</b>	60	0	<b>60</b>	59	0	<b>59</b>
<b>Transfer</b>	158	193	<b>351</b>	116	154	<b>270</b>	86	157	<b>243</b>
<b>Total</b>	<b>620</b>	<b>882</b>	<b>1,502</b>	<b>538</b>	<b>847</b>	<b>1,385</b>	<b>457</b>	<b>701</b>	<b>1,158</b>

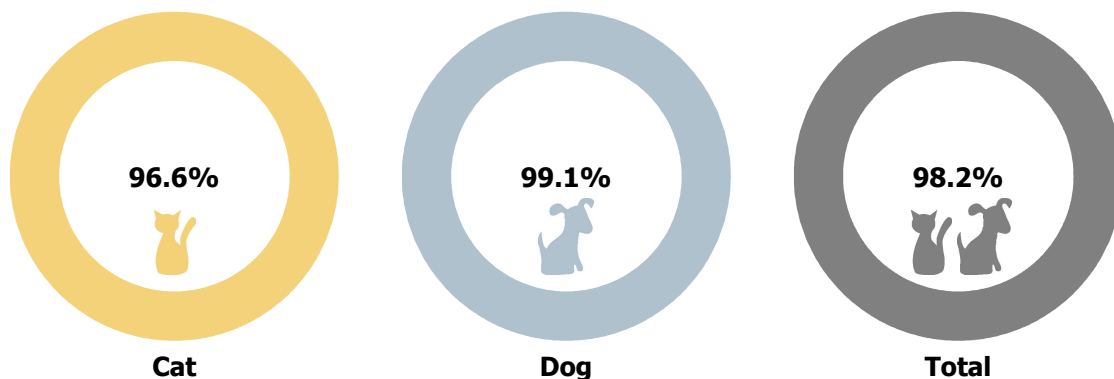
Yearly November Outcomes by Outcome Type



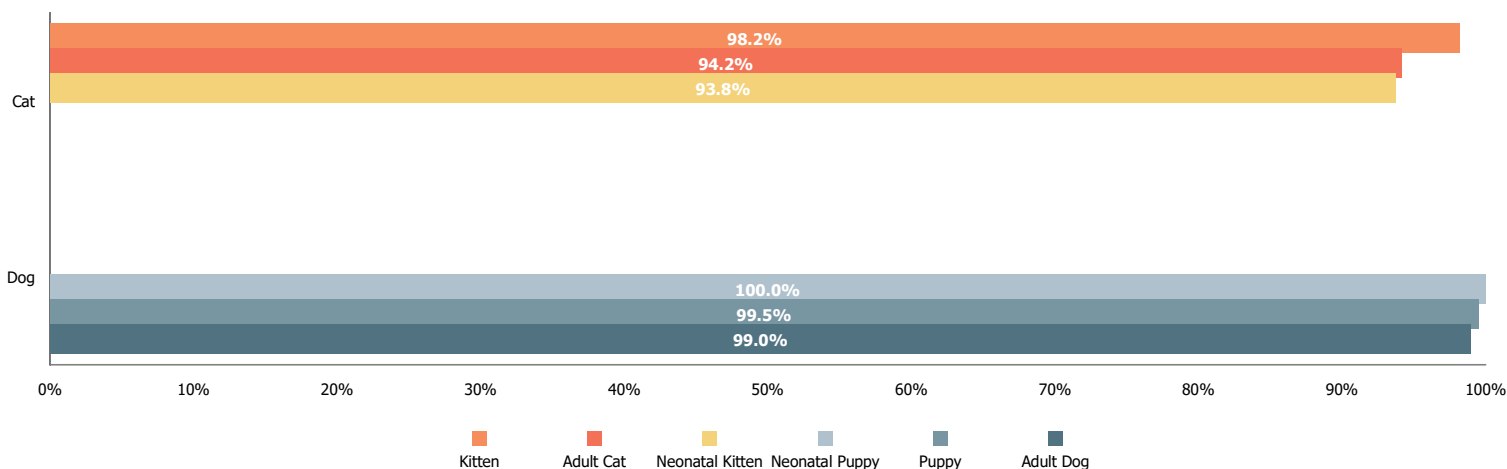
Yearly November Outcomes by Animal Type



## Total Live Release Rates



## Live Release Rates by Age Breakdown



## Yearly November Live Release Rates Compared

