







Austin Animal Center Monthly Report December 2017

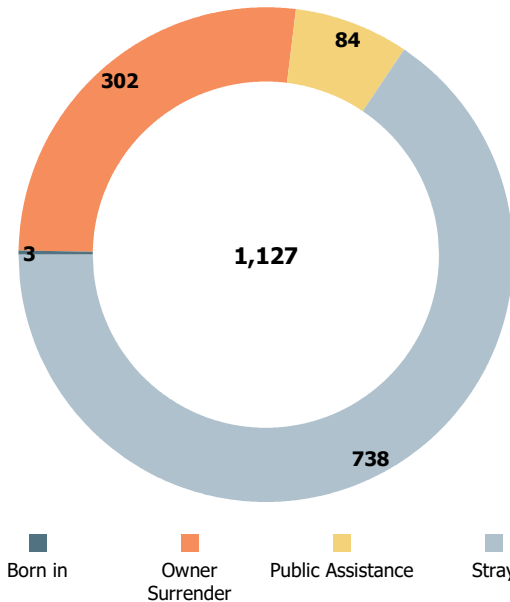


Fiscal Year 2018

Austin Animal Center December 2017 Intakes

	 Neonatal Kitten	 Kitten	 Adult Cat	 Neonatal Puppy	 Puppy	 Adult Dog	Total
Born in	3	0	0	0	0	0	3
Owner Surrender	10	42	69	3	54	124	302
Public Assistance	0	1	12	0	5	66	84
Stray	12	102	95	12	143	374	738
Total	25	145	176	15	202	564	1,127

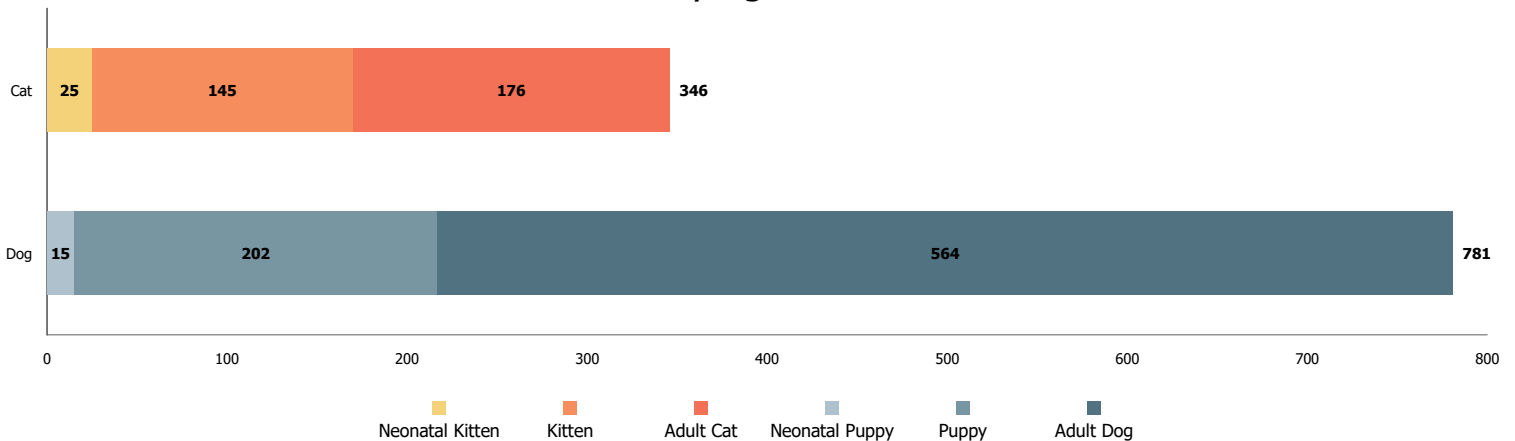
Intakes by Intake Type



Age Breakdown

- Neonatal**
  under 6 weeks old
- Kitten/Puppy**
  6 weeks to under 1 year old
- Adult**
  at least 1 year old

Intakes by Age Breakdown

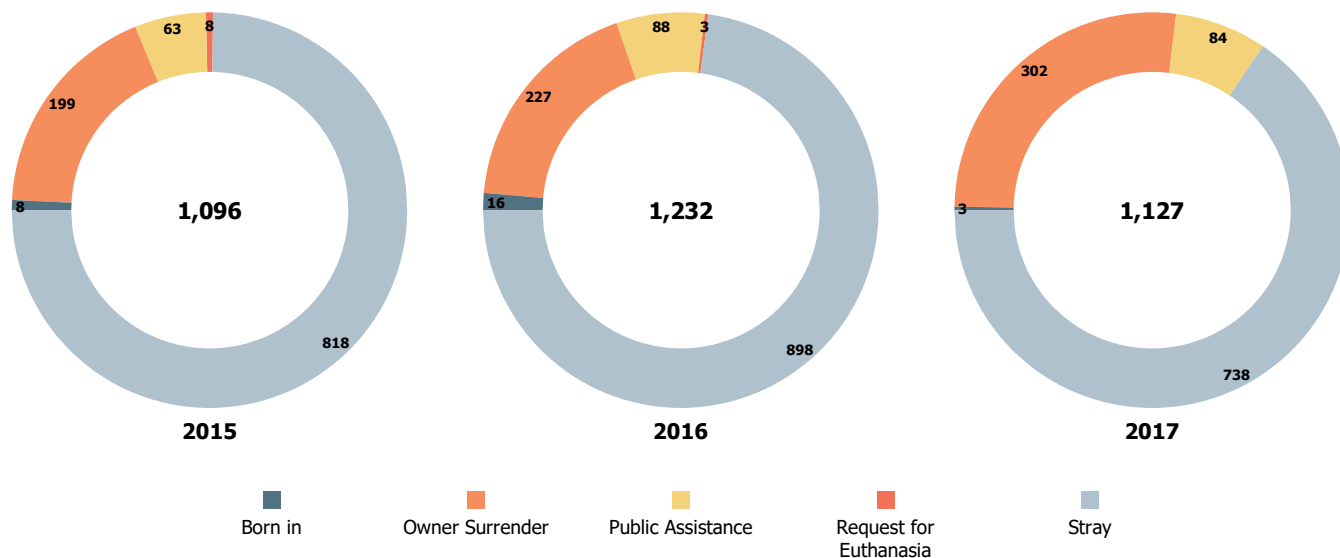


Austin Animal Center December 2015 to 2017 Intakes

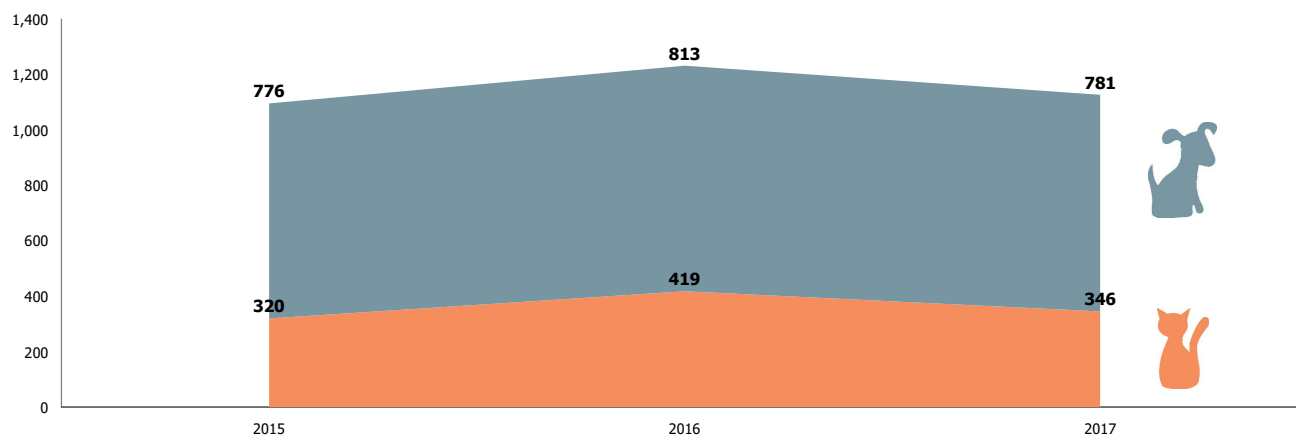


	2015			2016			2017		
	Cat	Dog	Total	Cat	Dog	Total	Cat	Dog	Total
Born in	0	8	8	0	16	16	3	0	3
Owner Surrender	71	128	199	72	155	227	121	181	302
Public Assistance	9	54	63	14	74	88	13	71	84
Request for Euthanasia	1	7	8	1	2	3	0	0	0
Stray	239	579	818	332	566	898	209	529	738
Total	320	776	1,096	419	813	1,232	346	781	1,127

Yearly December Intakes by Intake Type



Yearly December Intakes by Animal Type

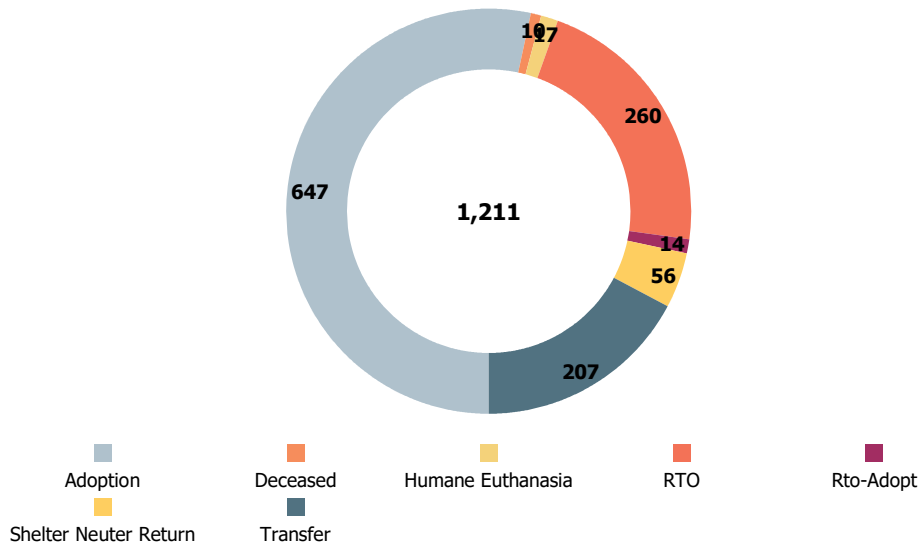


Austin Animal Center December 2017 Outcomes



	Neonatal Kitten	Kitten	Adult Cat	Neonatal Puppy	Puppy	Adult Dog	Total
Adoption	0	195	85	0	112	255	647
Deceased	4	3	2	0	0	1	10
Humane Euthanasia	0	1	9	0	2	5	17
RTO	0	4	23	0	19	214	260
Rto-Adopt	0	0	3	0	1	10	14
Shelter Neuter Return	0	30	26	0	0	0	56
Transfer	12	20	33	14	53	75	207
Total	16	253	181	14	187	560	1,211

Outcomes by Outcome Type



Age Breakdown

Neonatal

under 6 weeks old

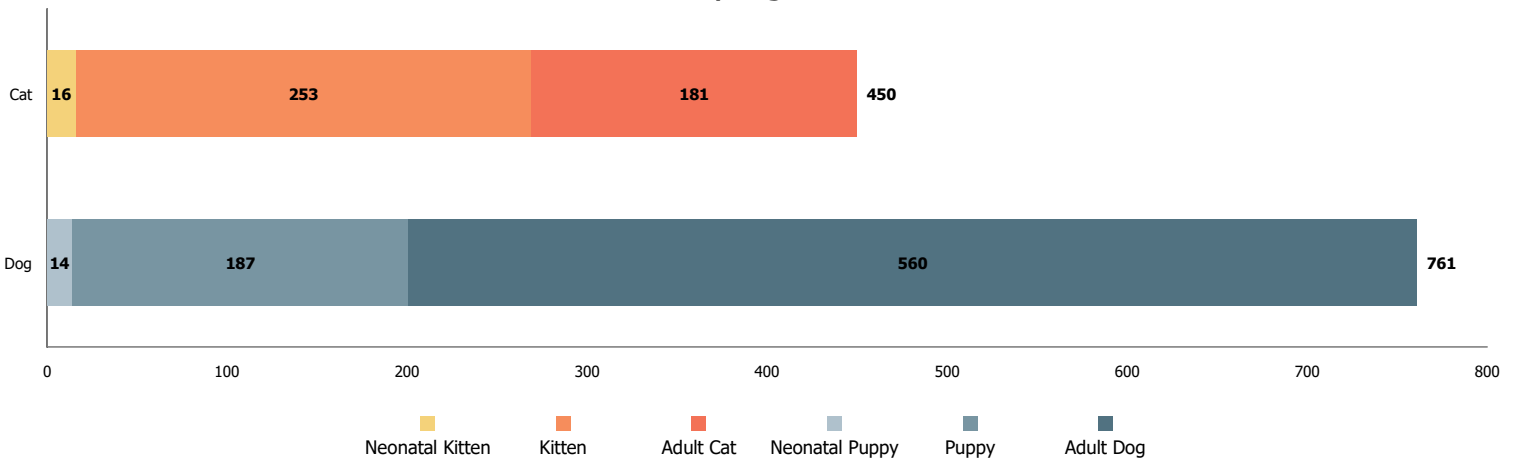
Kitten/Puppy

6 weeks to under 1 year old

Adult

at least 1 year old

Outcomes by Age Breakdown

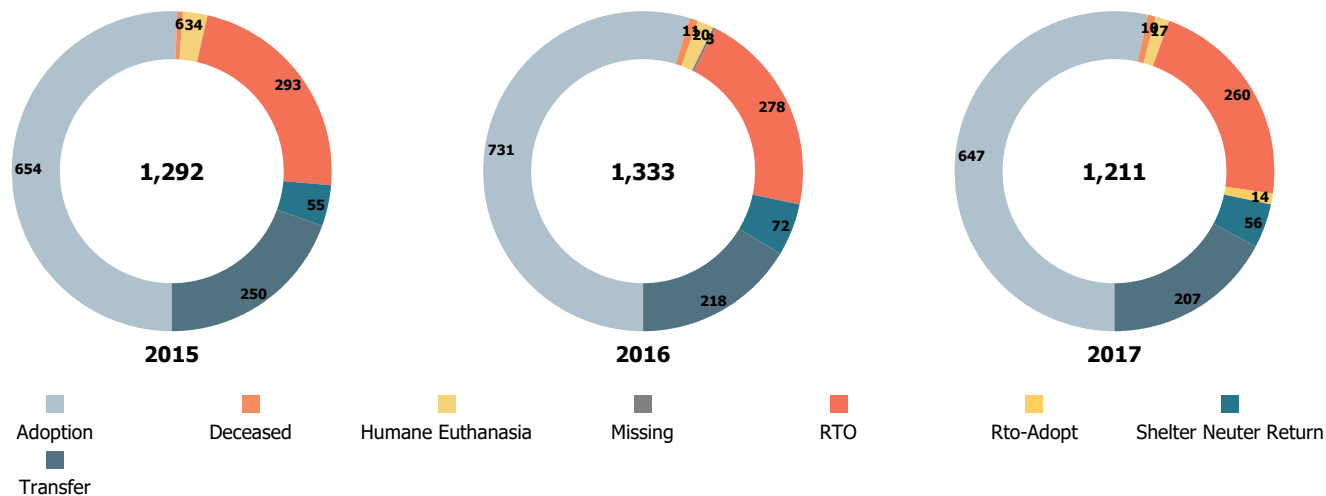


Austin Animal Center December 2015 to 2017 Outcomes

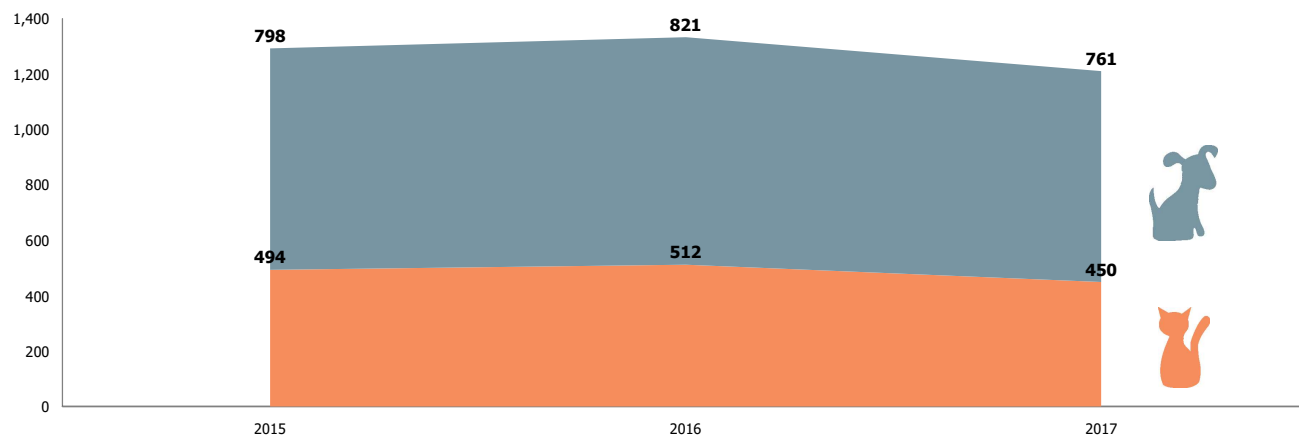


	2015			2016			2017		
	Cat	Dog	Total	Cat	Dog	Total	Cat	Dog	Total
Adoption	293	361	654	309	422	731	280	367	647
Deceased	3	3	6	8	3	11	9	1	10
Humane Euthanasia	12	22	34	6	14	20	10	7	17
Missing	0	0	0	2	1	3	0	0	0
RTO	29	264	293	33	245	278	27	233	260
Rto-Adopt	0	0	0	0	0	0	3	11	14
Shelter Neuter Return	55	0	55	72	0	72	56	0	56
Transfer	102	148	250	82	136	218	65	142	207
Total	494	798	1,292	512	821	1,333	450	761	1,211

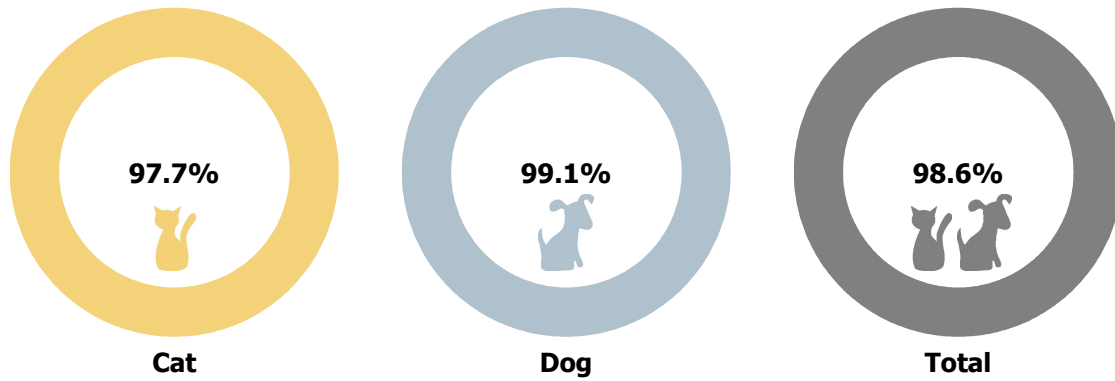
Yearly December Outcomes by Outcome Type



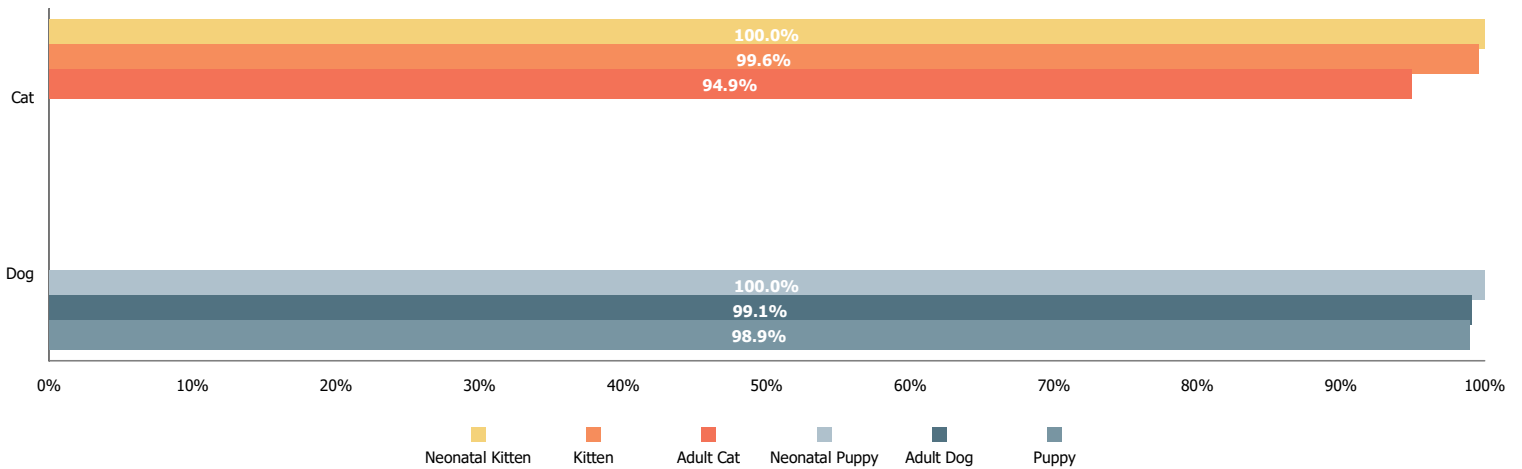
Yearly December Outcomes by Animal Type



Total Live Release Rates



Live Release Rates by Age Breakdown



Yearly December Live Release Rates Compared

