

BOND ELECTION ADVISORY TASK FORCE: EQUITY ANALYSIS

Brion Oaks, Chief Equity Officer
Ginger Jacinic, City Management Fellow



How was the worksheet developed?

- Originally designed to analyze budget items
- Adaptation of the Equity Assessment Tool
- 6 Steps for Building Racial Equity- Government Alliance on Race and Equity (GARE)
- Austin City Council's 6 Strategic Priority Outcome Areas

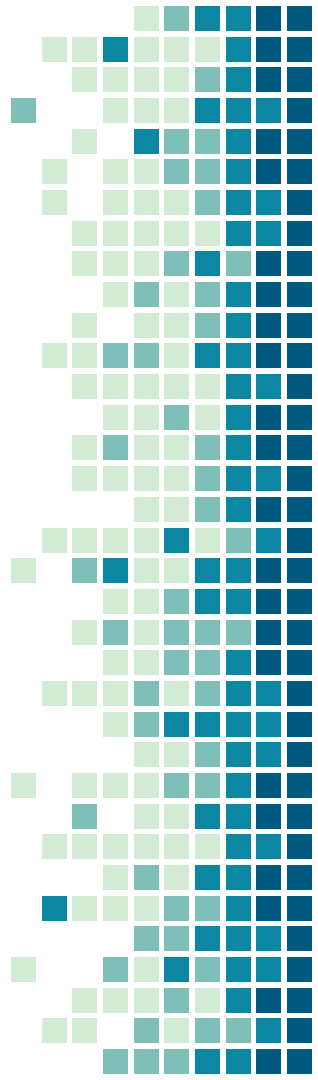


Recap: 6 Steps for Building Racial Equity

1. **Proposal:** What is the policy, program, practice, or budget decision under consideration? What are the desired results and outcomes?
2. **Data:** What are the data? What do the data tell us?
3. **Community Engagement:** How have communities been engaged? Are there opportunities to expand engagement?
4. **Analysis and Strategies:** Who will benefit from or be burdened by the proposal? What are the strategies for advancing racial equity or mitigating unintended consequences?
5. **Implementation:** What is your plan for implementation?
6. **Accountability and Communication:** How will you ensure accountability, communicate, and evaluate results?

Austin City Council 6 Strategic Priority Outcome Areas:

- Economic Opportunity and Affordability
- Mobility
- Safety
- Health
- Cultural and Learning Opportunities
- Government that Works



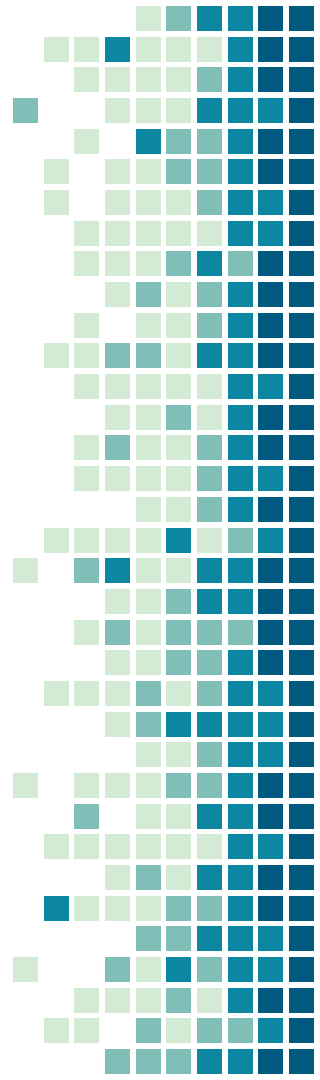
Recap: Worksheet Analysis Areas

What does the worksheet cover?

1. **Alignment:** Do the proposal's goals, metrics, and outcomes align?
2. **History:** Does the proposal address and/or interrupt historical racial inequities?
3. **Data:** Are the data disaggregated by race/ethnicity?
4. **Community Engagement:** Have communities of color been engaged *effectively*?
5. **Advancing Equity:** Does the proposal advance equity in a specific outcome area?
6. **Unintended Outcomes:** Are there potential unintended outcomes and impacts associated with the proposal?
7. **Breadth of Impact:** Does the proposal impact a few people deeply or many people broadly?

How did we complete the worksheet?

1. Online form adaptation created without logic models due to time constraints
2. Online form distributed to departments to fill out
3. Answers checked for completion and accuracy
4. Equity Office staff reviewed submissions using the Equity Analysis Worksheet

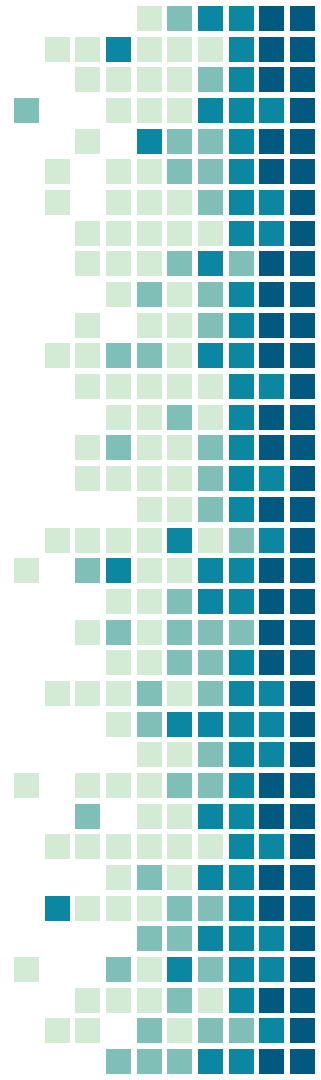


What do the spreadsheet colors mean?

1. **Green:** Proposal has potential to advance racial equity
2. **Yellow:** Proposal does not necessarily demonstrate potential to impact racial equity, but clearly addresses *critical* infrastructure needs
3. **Red:** Proposal does not demonstrate potential to impact racial equity; unclear if a *critical* infrastructure need will be addressed

Challenges and Themes:

1. Enthusiastic responses from departments
2. Thought exercise - Presented opportunity for departments to see proposals as part of a larger picture-an equitable Austin
3. Disaggregated data are not frequently collected; existing census and ACS data sets are out of date
4. Departments are at times reluctant to name specific projects- often due to uncertainty regarding the size of the bond package
5. Department community engagement is not well tracked and measured; general confusion between "engagement" and "outreach"



Findings

“Green” projects- in alphabetical order

- Affordable Housing
- Colony District Park- Phase II
- Colony Municipal Pool- Development
- Dove Springs Neighborhood Center
- Holly Shores/Festival Beach- Phase II Implementation
- Neighborhood Partnering Program
- Police Park Patrol/ PARD Park Rangers J.U.F.
- Aquatic Program
- Sidewalk Rehabilitation & Replacement Program

Findings

“Green” projects continued

- Stormwater- Flood Risk Reduction & Drainage Improvements
- Traffic Signals/ Advanced Transportation Management System
- Vision Zero/Safety
- Walter E. Long Metro Park- Phase I Implementation
- Watershed Open Space Land Acquisition




Findings



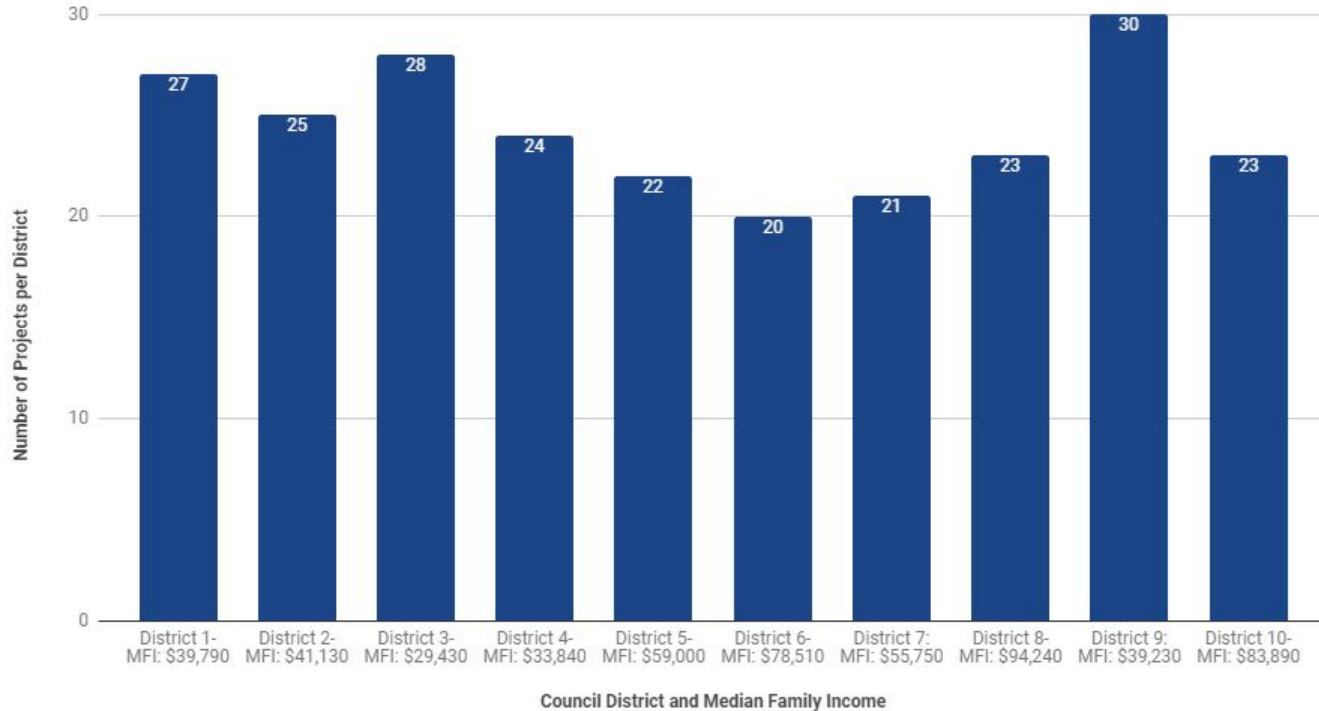
Highlights:

1. **Affordable Housing:** Neighborhood Housing and Community Development
2. **Vision Zero/Safety:** Austin Transportation
3. **Dove Springs Neighborhood Center:** Austin Public Health



Findings Continued

Council District Breakdown

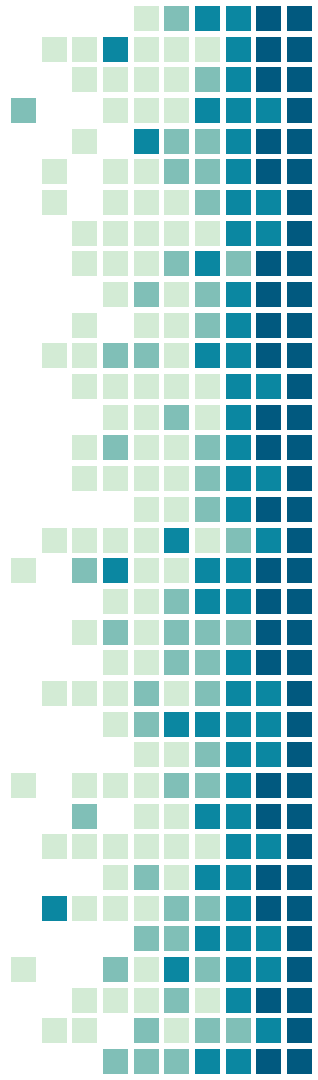


Findings Continued

- 44% of responses had all 10 boxes checked
 - 19 of 43 total submissions
- 30% of responses had only 1 box checked
 - 13 of 43 total of submissions
- 43% of all boxes checked were in Districts 1-4 (Eastern Crescent)
 - 104 of 243 total boxes checked
 - Districts 1-4 are 75%-80% residents of color

Insights & Limitations

1. This type of analysis is best when training is provided beforehand and common language is established
2. Analysis was limited to information provided in submissions- Equity Office staff did not “infer” or apply outside knowledge
3. Potential for response bias due to self-reported data
4. Proposals were evaluated as they were submitted in October, and may have evolved based on working group November recommendations



Recommendations



1. How do we determine which proposals make it to the Task Force?
 - Community should help decide the initial “what” as well as the “how much”
2. How do we maximize the impact on equity? What indicators exist to help us determine the return on investment?

Questions?