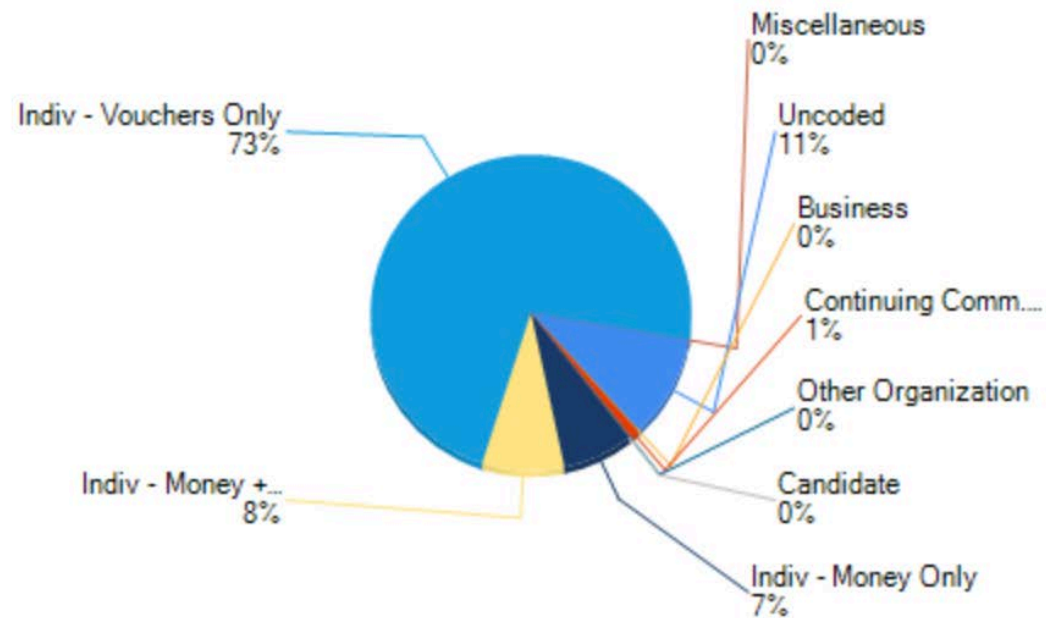


2017 Seattle Elections Contributors by Type (#) 8-Teresa Mosqueda



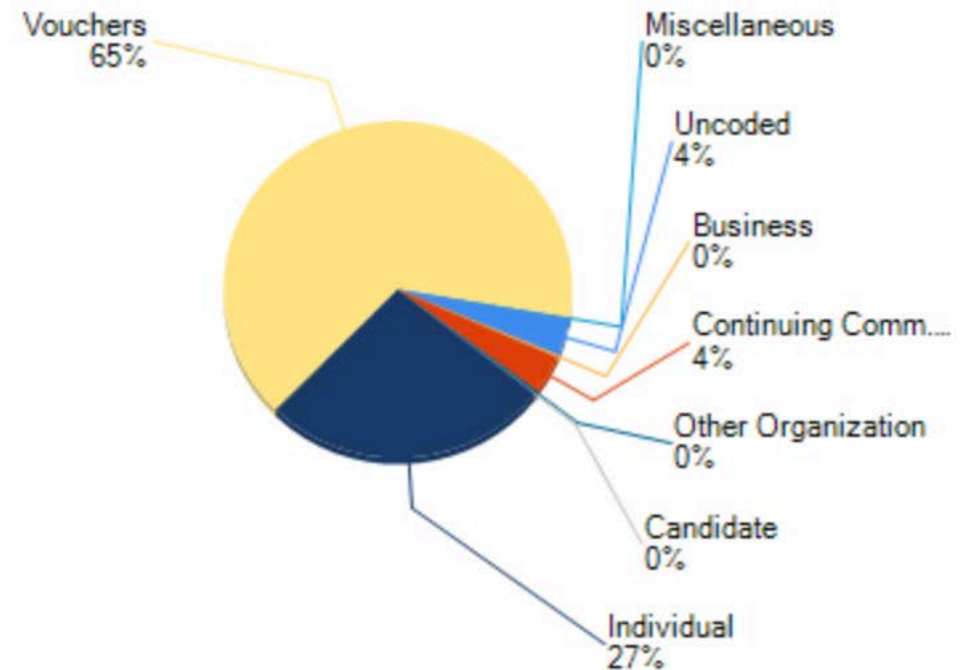
As of 1/16/2018

seattle.gov/elections

Amount of
Contributions

Number of
Contributors

2017 Seattle Elections Contributions by Type (\$) 8-Teresa Mosqueda



As of 1/16/2018

seattle.gov/elections

\$ Amount of
Contributions

Number of
Contributors

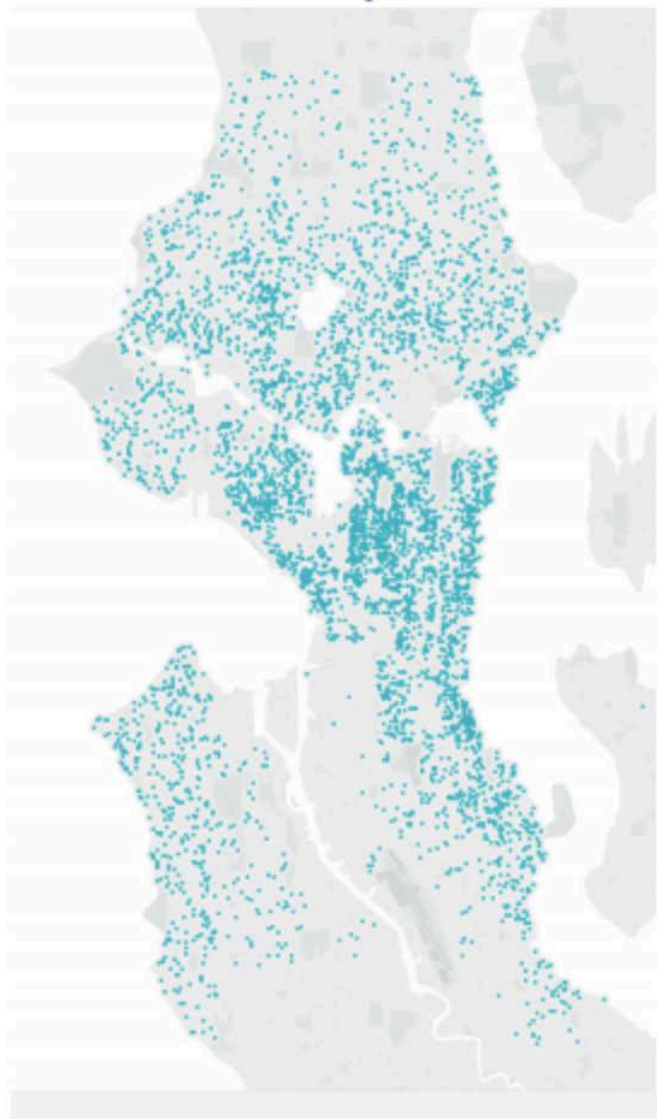
Contributions for Mosqueda by # and \$

	Contributors	
	#	%
Uncoded	538	10.5%
Business	5	0.1%
Continuing Comm. (PAC)	50	1.0%
Other Organization	5	0.1%
Candidate	1	0.0%
Indiv - Money Only	366	7.2%
Indiv - Money + Vouchers	423	8.3%
Indiv - Vouchers Only	3,723	72.8%
Miscellaneous	0	0.0%
Total	5,111	100.0%

	Contributions	
	\$	%
Uncoded	\$16,472	3.6%
Business	\$1,178	0.3%
Continuing Comm. (PAC)	\$16,682	3.6%
Other Organization	\$1,500	0.3%
Candidate	\$361	0.1%
Individual	\$122,421	26.7%
Vouchers	\$299,900	65.3%
Miscellaneous	\$446	0.1%
Total	\$458,960	100.0%

	2015	2017
Burgess/Mosqueda	\$ 432,000	\$ 458,960
Jon Grant	\$ 75,000	\$ 359,000
Seattle Turnout	46%	49%
Individual Contributions	3,005	12,360

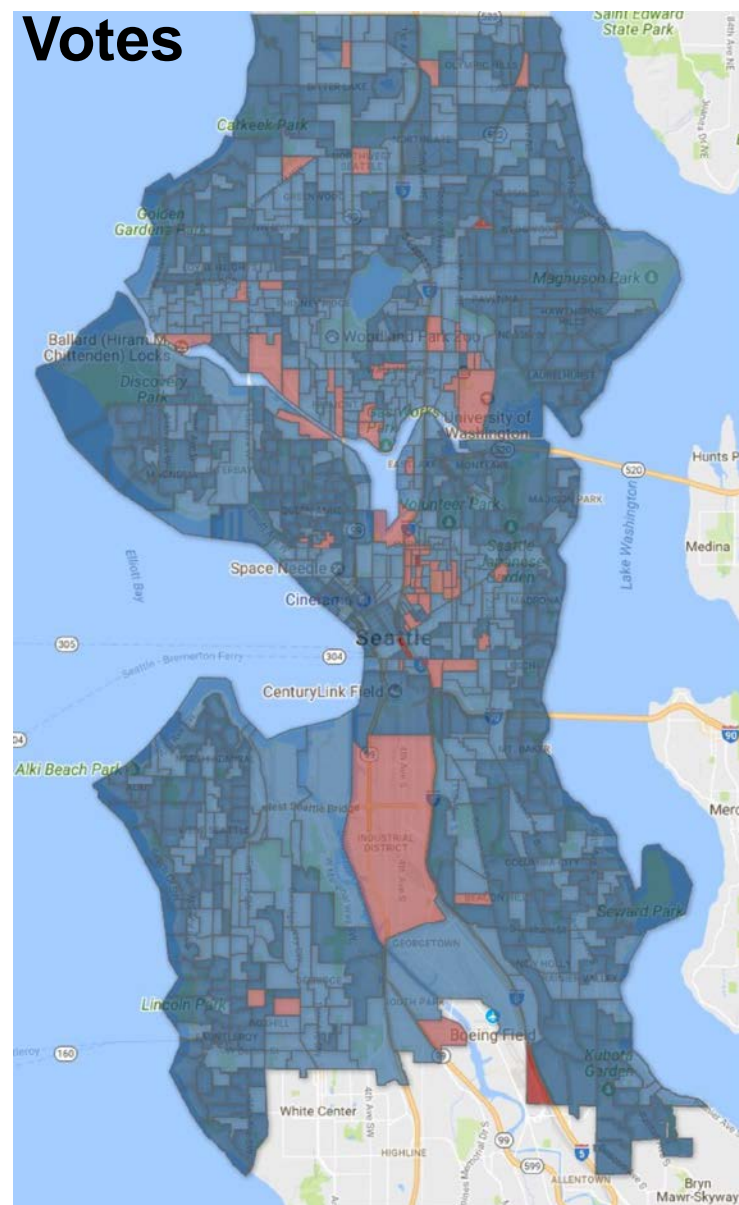
Cash Donors to Mayoral Race



Voucher Donors



Blue Precincts = Mosqueda Votes



Democracy vouchers involved donors from more geographically diverse parts of the city than cash-only donations, according to supporters of the program. WIN/WIN, EVERY VOICE

Democracy Vouchers:

a work in progress, but progress being made!



City Of Seattle Council Position No. 8		
Candidate	Vote	Vote %
Teresa Mosqueda <div></div>	69,558	61.62%
Jon Grant <div></div>	43,327	38.38%
Total Votes (not including write-ins)	112,885	

Thank you!



SEATTLE CITY COUNCIL | POSITION 8
COUNCILMEMBER TERESA MOSQUEDA