







Austin Animal Center Monthly Report March 2018

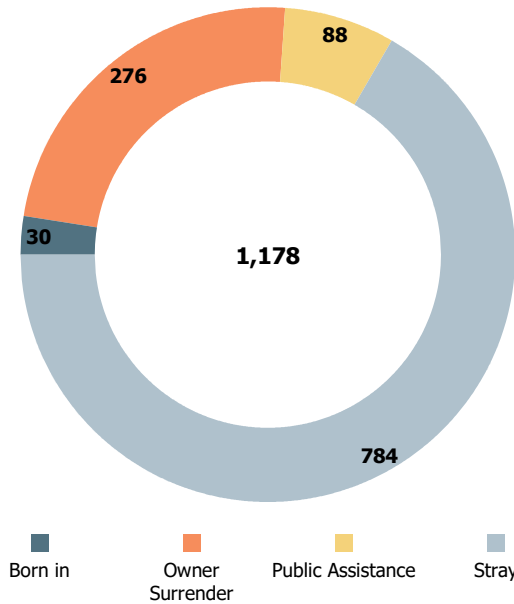


Fiscal Year 2018

Austin Animal Center March 2018 Intakes

	 Neonatal Kitten	 Kitten	 Adult Cat	 Neonatal Puppy	 Puppy	 Adult Dog	Total
Born in	5	0	0	25	0	0	30
Owner Surrender	14	26	54	12	44	126	276
Public Assistance	0	2	9	0	8	69	88
Stray	46	30	124	35	146	403	784
Total	65	58	187	72	198	598	1,178

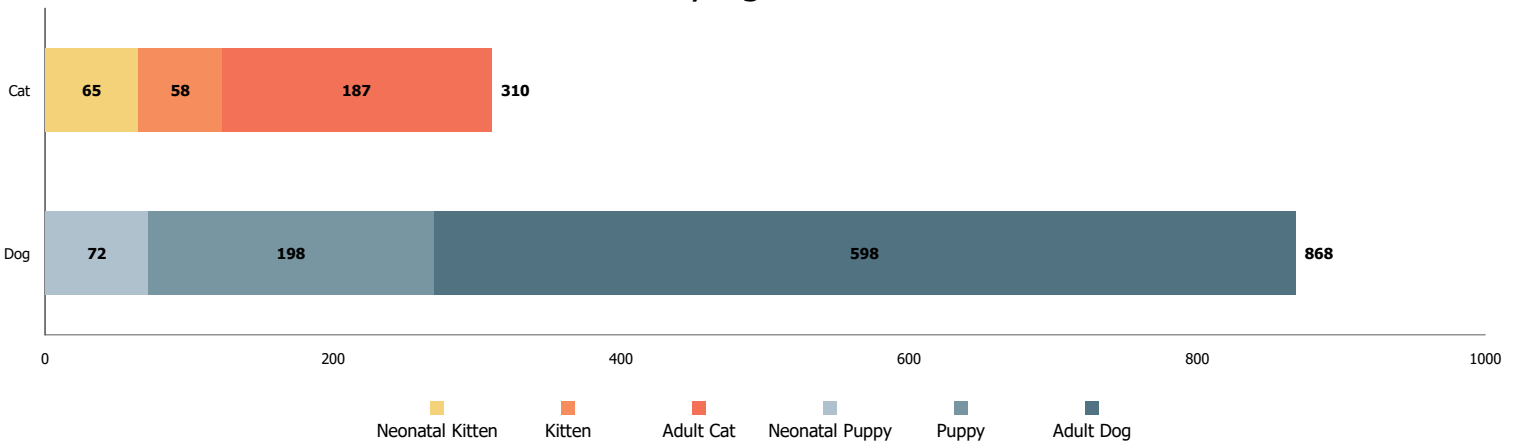
Intakes by Intake Type



Age Breakdown

- Neonatal**
  under 6 weeks old
- Kitten/Puppy**
  6 weeks to under 1 year old
- Adult**
  at least 1 year old

Intakes by Age Breakdown

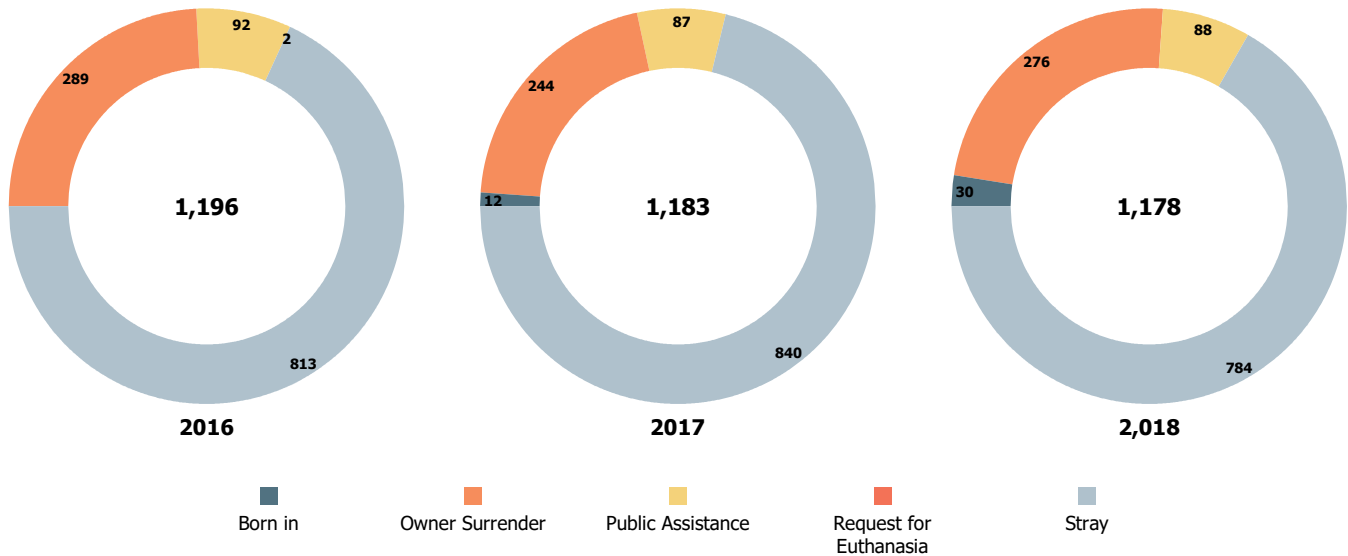


Austin Animal Center March 2016 to 2018 Intakes

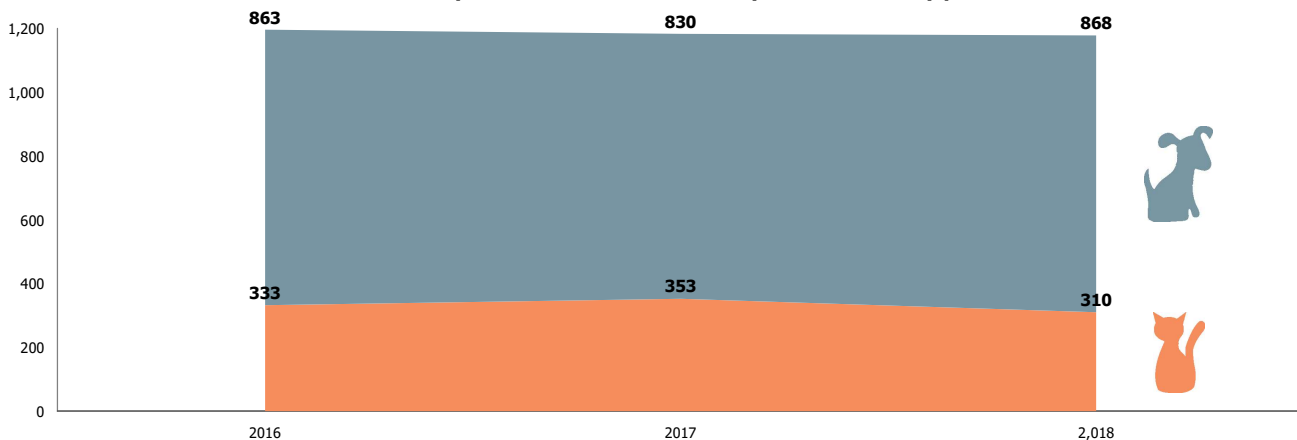


	2016			2017			2018		
	Cat	Dog	Total	Cat	Dog	Total	Cat	Dog	Total
Born in	0	0	0	0	12	12	5	25	30
Owner Surrender	99	190	289	84	160	244	94	182	276
Public Assistance	4	88	92	8	79	87	11	77	88
Request for Euthanasia	0	2	2	0	0	0	0	0	0
Stray	230	583	813	261	579	840	200	584	784
Total	333	863	1,196	353	830	1,183	310	868	1,178

Yearly March Intakes by Intake Type



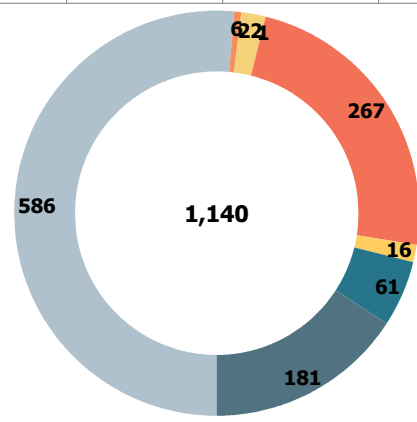
Yearly March Intakes by Animal Type



Austin Animal Center March 2018 Outcomes



	Neonatal Kitten	Kitten	Adult Cat	Neonatal Puppy	Puppy	Adult Dog	Total
Adoption	0	56	63	0	157	310	586
Deceased	0	1	2	0	1	2	6
Humane Euthanasia	1	4	7	1	2	7	22
Missing	0	1	0	0	0	0	1
RTO	0	4	22	0	22	219	267
Rto-Adopt	0	0	2	0	0	14	16
Shelter Neuter Return	0	6	55	0	0	0	61
Transfer	31	7	28	26	24	65	181
Total	32	79	179	27	206	617	1,140



Age Breakdown

Neonatal

under 6 weeks old

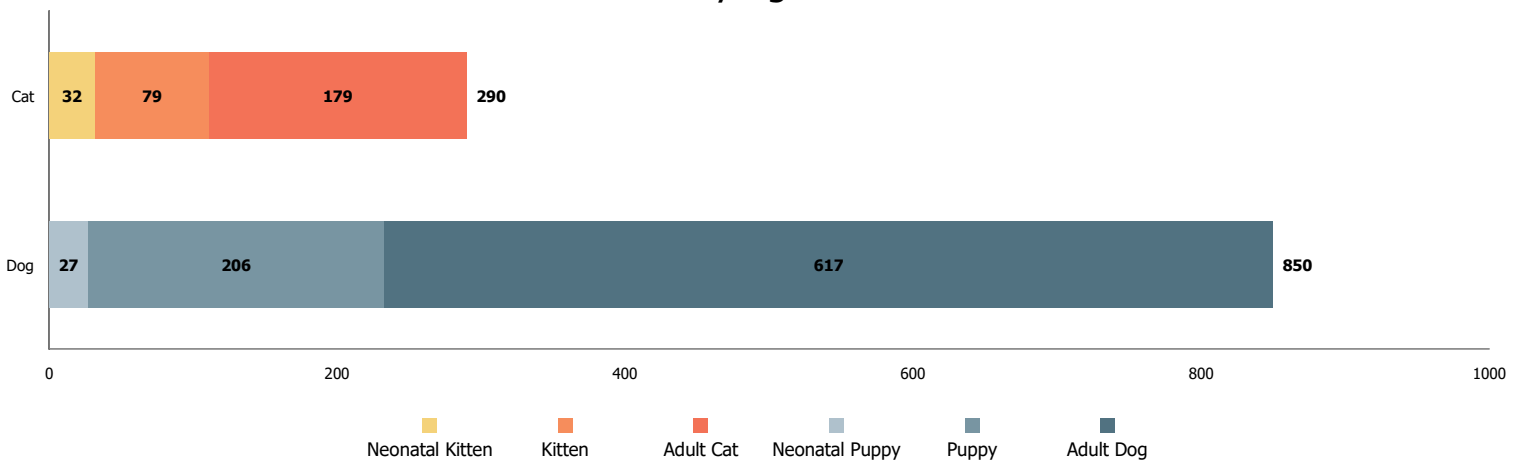
Kitten/Puppy

6 weeks to under 1 year old

Adult

at least 1 year old

Outcomes by Age Breakdown

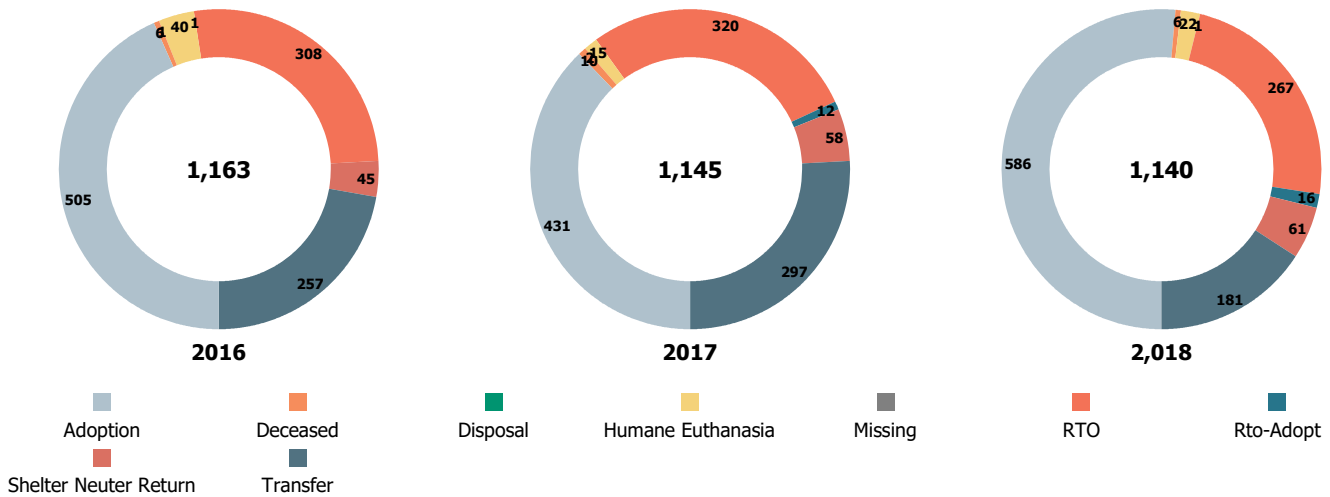


Austin Animal Center March 2016 to 2018 Outcomes

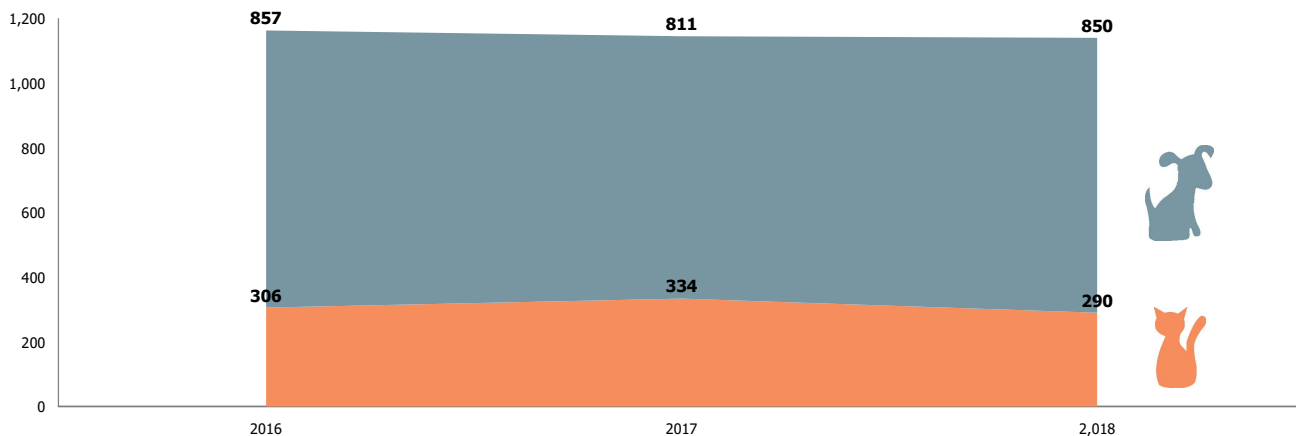


	2016			2017			2018		
	Cat	Dog	Total	Cat	Dog	Total	Cat	Dog	Total
Adoption	128	377	505	110	321	431	119	467	586
Deceased	5	1	6	8	2	10	3	3	6
Disposal	0	1	1	0	2	2	0	0	0
Humane Euthanasia	13	27	40	12	3	15	12	10	22
Missing	1	0	1	0	0	0	1	0	1
RTO	28	280	308	27	293	320	26	241	267
Rto-Adopt	0	0	0	4	8	12	2	14	16
Shelter Neuter Return	45	0	45	58	0	58	61	0	61
Transfer	86	171	257	115	182	297	66	115	181
Total	306	857	1,163	334	811	1,145	290	850	1,140

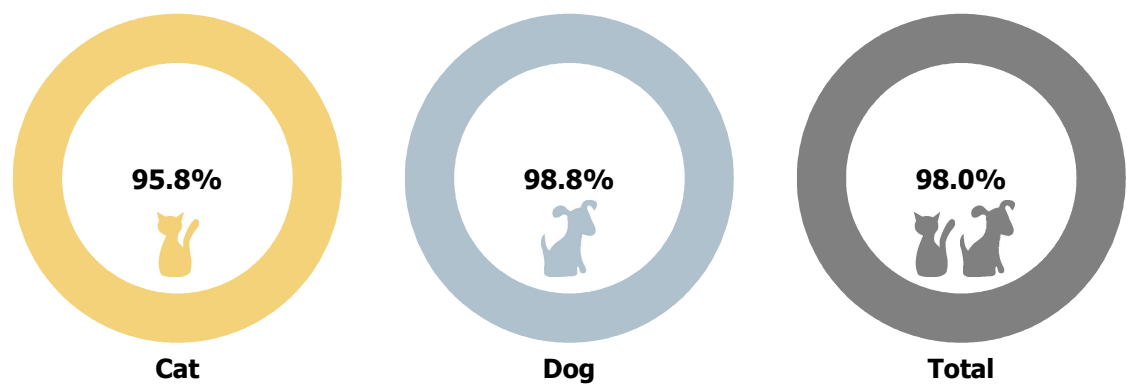
Yearly March Outcomes by Outcome Type



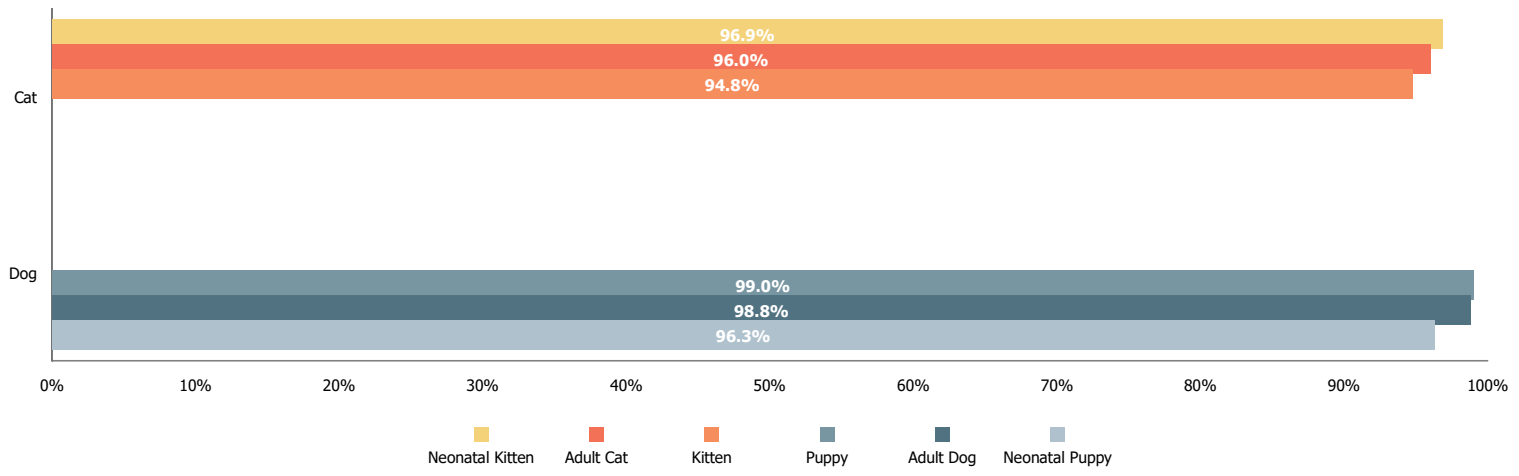
Yearly March Outcomes by Animal Type



Total Live Release Rates



Live Release Rates by Age Breakdown



Yearly March Live Release Rates Compared

