







# Austin Animal Center Monthly Report April 2018

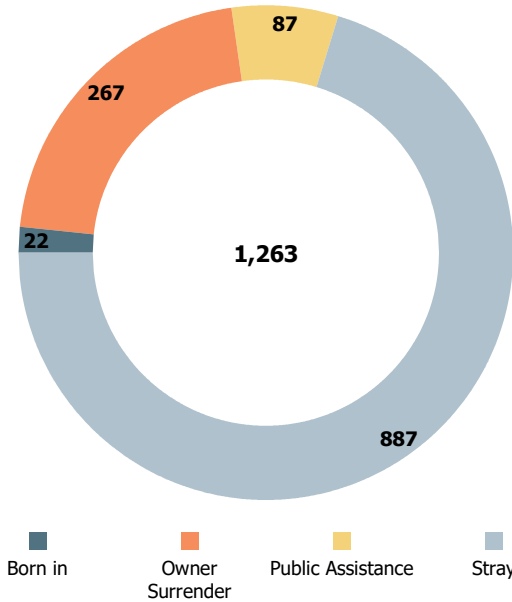


Fiscal Year 2018

# Austin Animal Center April 2018 Intakes

	 Neonatal Kitten	 Kitten	 Adult Cat	 Neonatal Puppy	 Puppy	 Adult Dog	Total
<b>Born in</b>	17	0	0	5	0	0	<b>22</b>
<b>Owner Surrender</b>	9	17	49	12	42	138	<b>267</b>
<b>Public Assistance</b>	2	0	5	2	9	69	<b>87</b>
<b>Stray</b>	180	47	124	36	143	357	<b>887</b>
<b>Total</b>	<b>208</b>	<b>64</b>	<b>178</b>	<b>55</b>	<b>194</b>	<b>564</b>	<b>1,263</b>

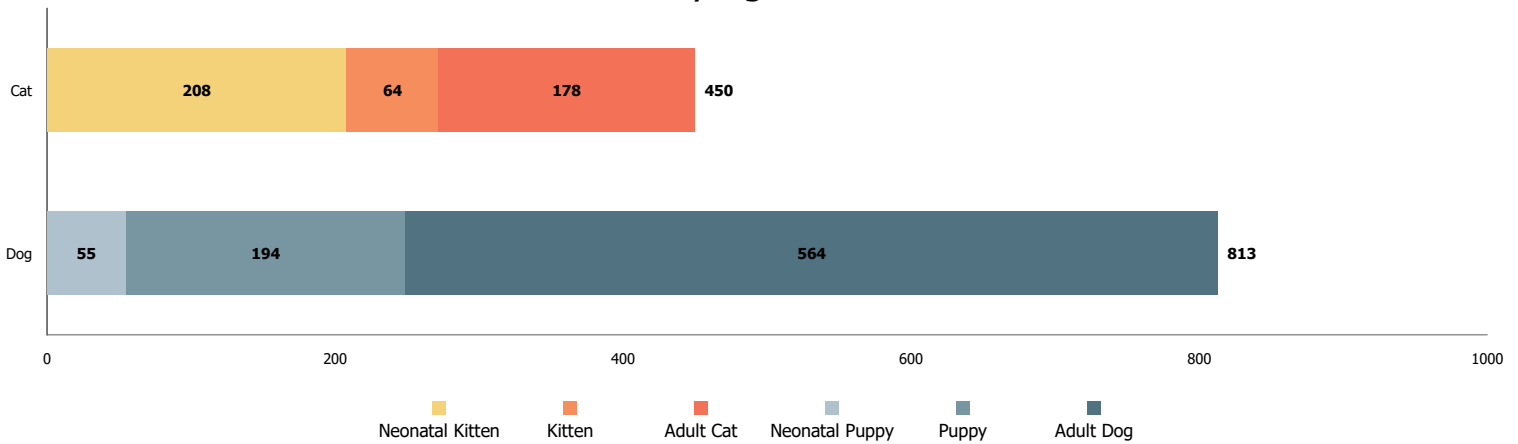
Intakes by Intake Type



## Age Breakdown

- Neonatal**  
  under 6 weeks old
- Kitten/Puppy**  
  6 weeks to under 1 year old
- Adult**  
  at least 1 year old

Intakes by Age Breakdown

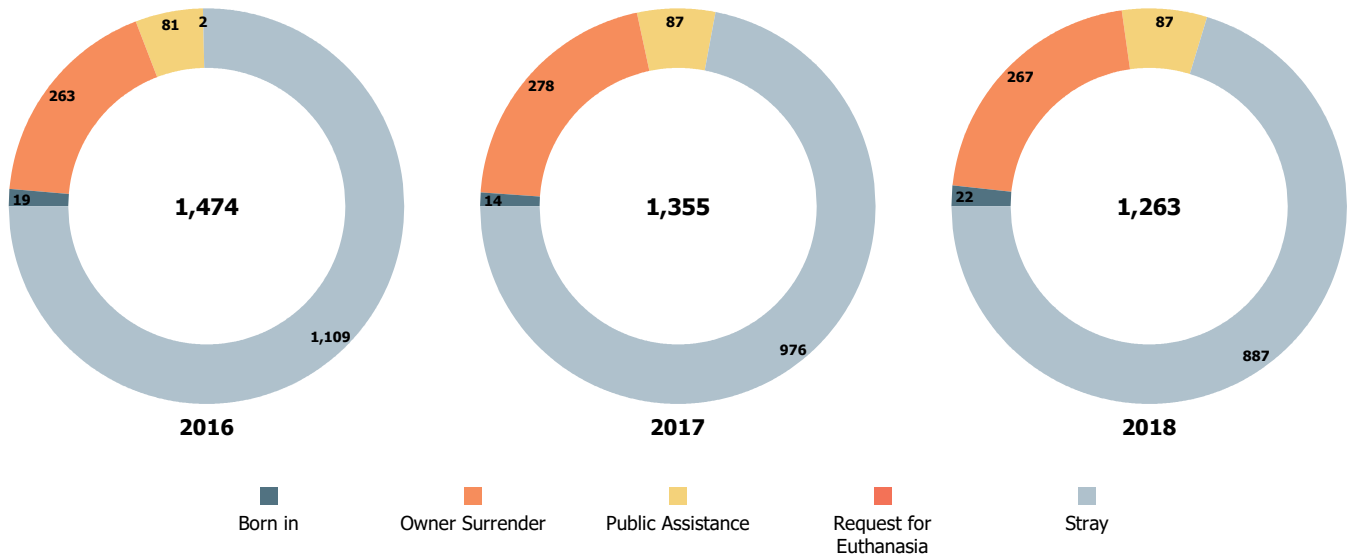


# Austin Animal Center April 2016 to 2018 Intakes

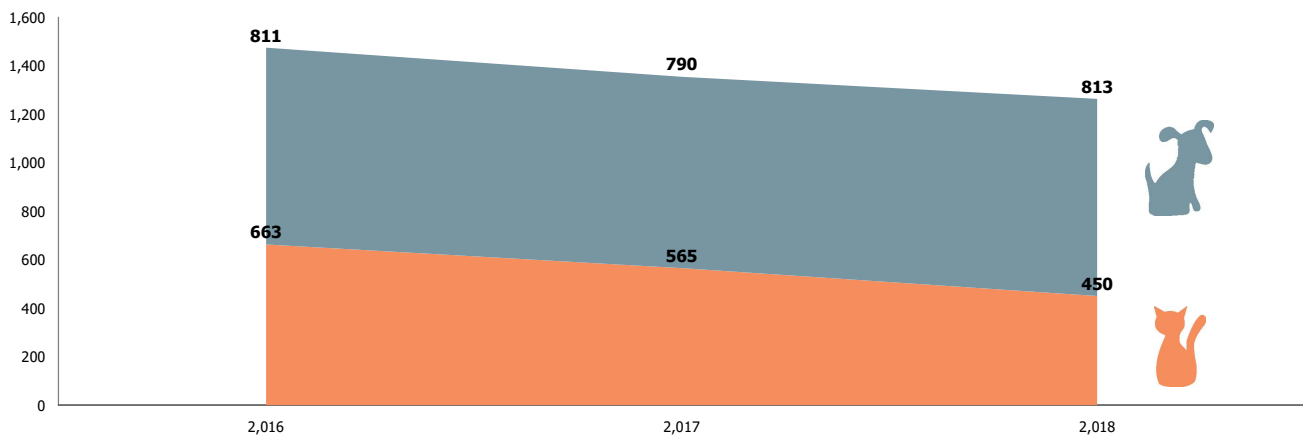


	2016			2017			2018		
	Cat	Dog	Total	Cat	Dog	Total	Cat	Dog	Total
<b>Born in</b>	4	15	<b>19</b>	4	10	<b>14</b>	17	5	<b>22</b>
<b>Owner Surrender</b>	105	158	<b>263</b>	104	174	<b>278</b>	75	192	<b>267</b>
<b>Public Assistance</b>	9	72	<b>81</b>	15	72	<b>87</b>	7	80	<b>87</b>
<b>Request for Euthanasia</b>	0	2	<b>2</b>	0	0	<b>0</b>	0	0	<b>0</b>
<b>Stray</b>	545	564	<b>1,109</b>	442	534	<b>976</b>	351	536	<b>887</b>
<b>Total</b>	<b>663</b>	<b>811</b>	<b>1,474</b>	<b>565</b>	<b>790</b>	<b>1,355</b>	<b>450</b>	<b>813</b>	<b>1,263</b>

### Yearly April Intakes by Intake Type



### Yearly April Intakes by Animal Type

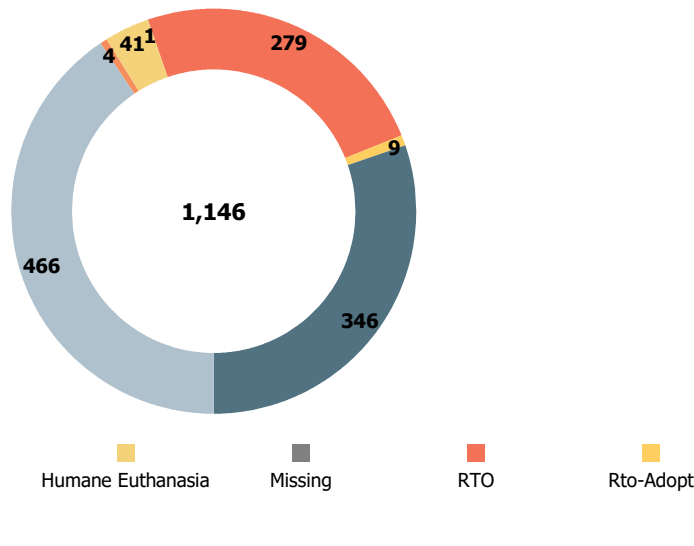


# Austin Animal Center April 2018 Outcomes



	Neonatal Kitten	Kitten	Adult Cat	Neonatal Puppy	Puppy	Adult Dog	Total
<b>Adoption</b>	0	49	51	0	148	218	<b>466</b>
<b>Deceased</b>	3	0	0	0	0	1	<b>4</b>
<b>Humane Euthanasia</b>	4	2	28	0	1	6	<b>41</b>
<b>Missing</b>	0	1	0	0	0	0	<b>1</b>
<b>RTO</b>	4	3	19	0	23	230	<b>279</b>
<b>Rto-Adopt</b>	0	0	1	0	1	7	<b>9</b>
<b>Transfer</b>	94	20	62	29	35	106	<b>346</b>
<b>Total</b>	<b>105</b>	<b>75</b>	<b>161</b>	<b>29</b>	<b>208</b>	<b>568</b>	<b>1,146</b>

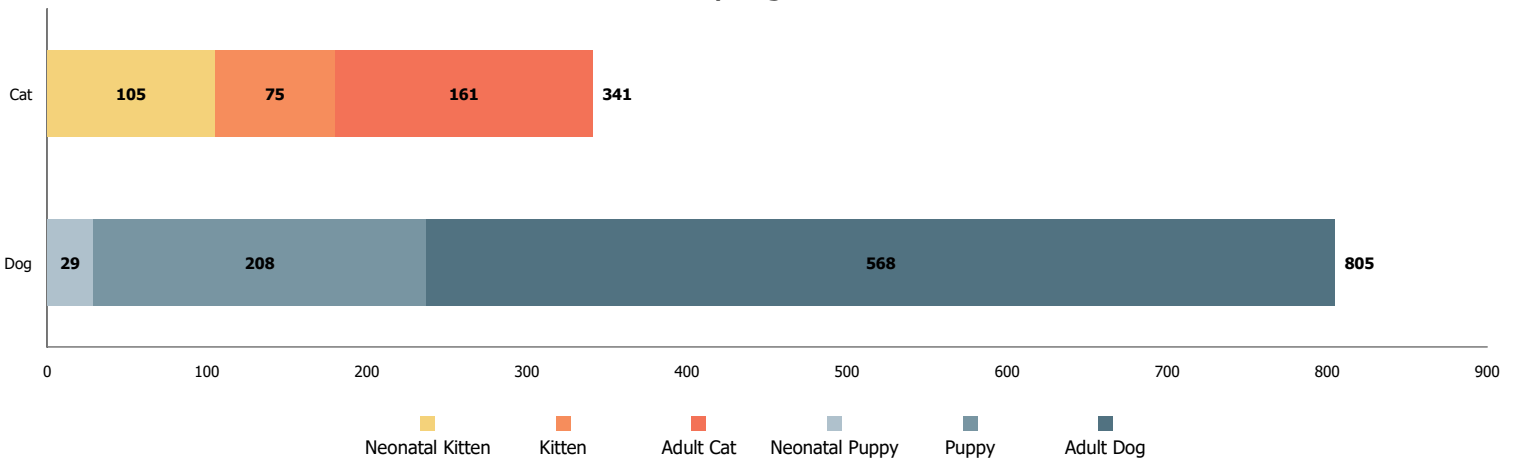
Outcomes by Outcome Type



### Age Breakdown

- Neonatal**  
under 6 weeks old
- Kitten/Puppy**  
6 weeks to under 1 year old
- Adult**  
at least 1 year old

Outcomes by Age Breakdown

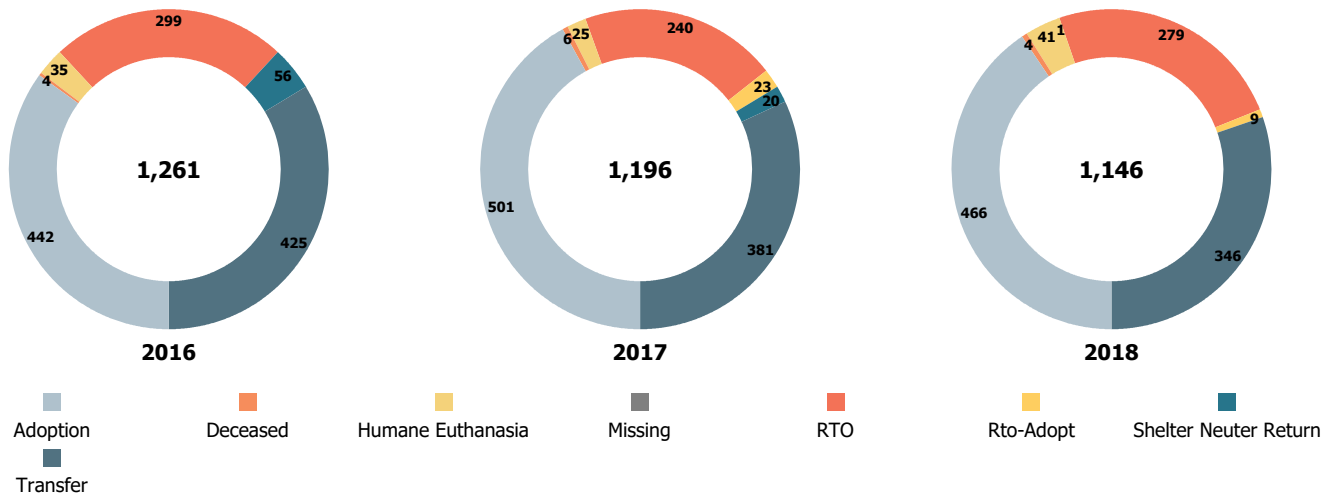


# Austin Animal Center April 2016 to 2018 Outcomes

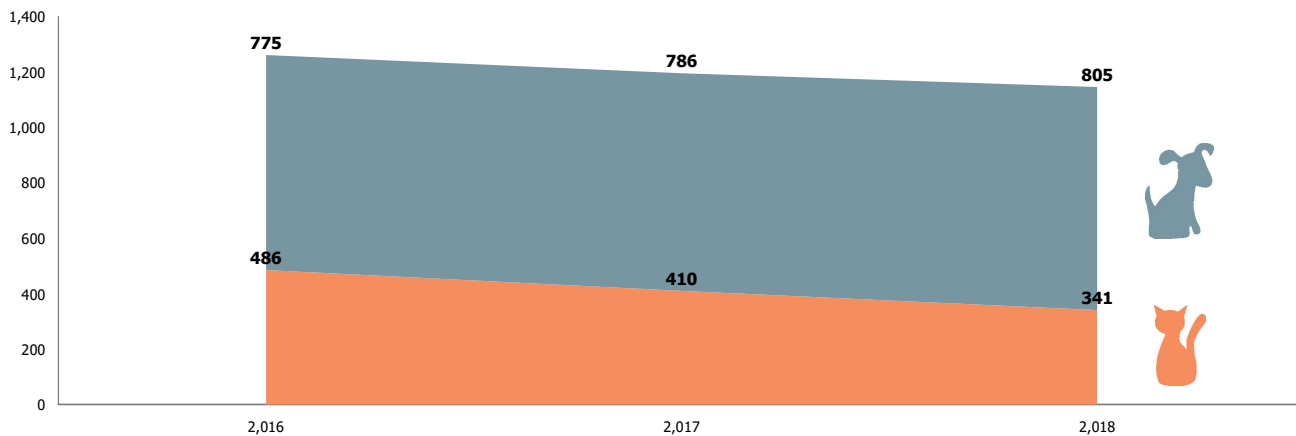


	2016			2017			2018		
	Cat	Dog	Total	Cat	Dog	Total	Cat	Dog	Total
<b>Adoption</b>	98	344	<b>442</b>	131	370	<b>501</b>	100	366	<b>466</b>
<b>Deceased</b>	2	2	<b>4</b>	5	1	<b>6</b>	3	1	<b>4</b>
<b>Humane Euthanasia</b>	21	14	<b>35</b>	18	7	<b>25</b>	34	7	<b>41</b>
<b>Missing</b>	0	0	<b>0</b>	0	0	<b>0</b>	1	0	<b>1</b>
<b>RTO</b>	30	269	<b>299</b>	24	216	<b>240</b>	26	253	<b>279</b>
<b>Rto-Adopt</b>	0	0	<b>0</b>	1	22	<b>23</b>	1	8	<b>9</b>
<b>Shelter Neuter Return</b>	56	0	<b>56</b>	20	0	<b>20</b>	0	0	<b>0</b>
<b>Transfer</b>	279	146	<b>425</b>	211	170	<b>381</b>	176	170	<b>346</b>
<b>Total</b>	<b>486</b>	<b>775</b>	<b>1,261</b>	<b>410</b>	<b>786</b>	<b>1,196</b>	<b>341</b>	<b>805</b>	<b>1,146</b>

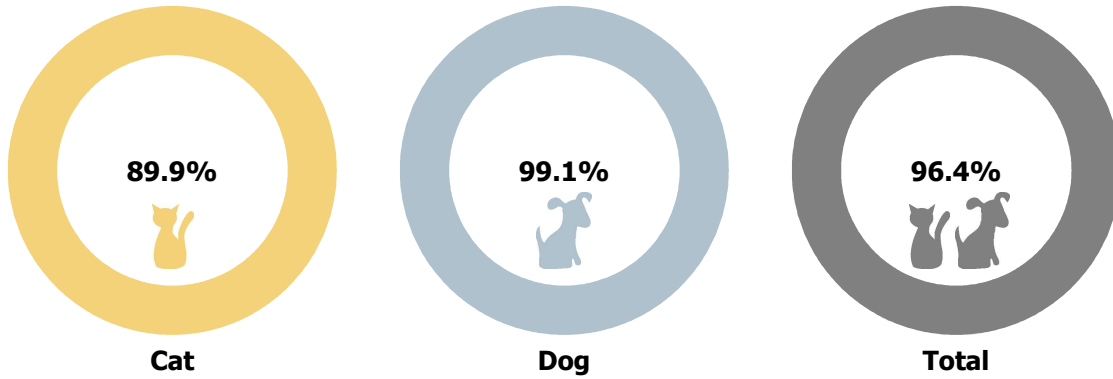
## Yearly April Outcomes by Outcome Type



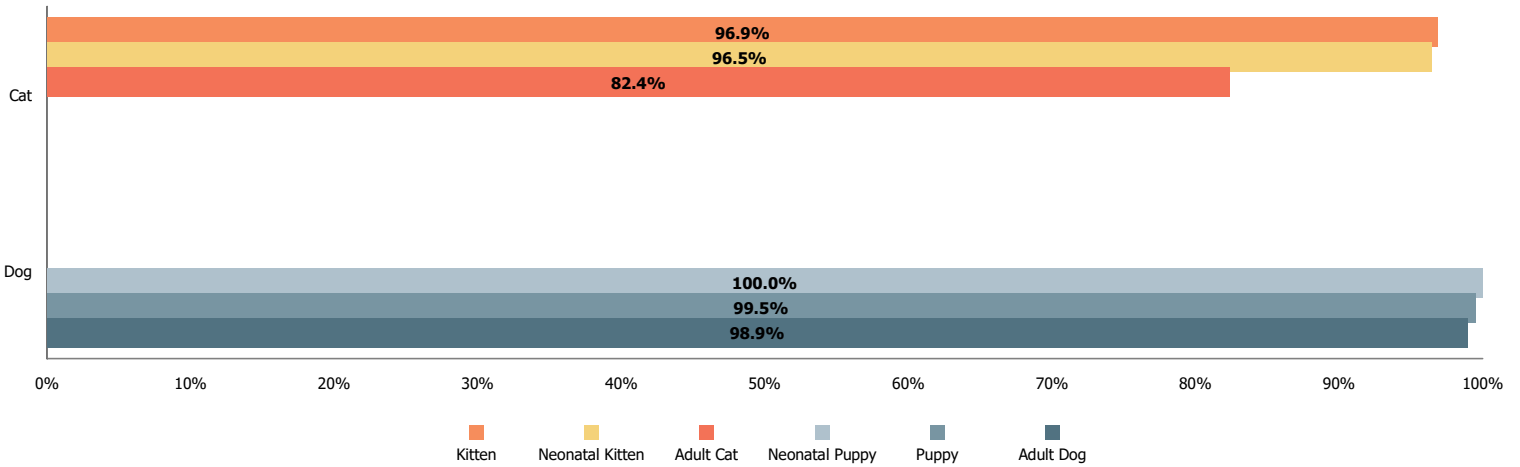
## Yearly April Outcomes by Animal Type



## Total Live Release Rates



## Live Release Rates by Age Breakdown



## Yearly April Live Release Rates Compared