







Austin Animal Center Monthly Report April 2018

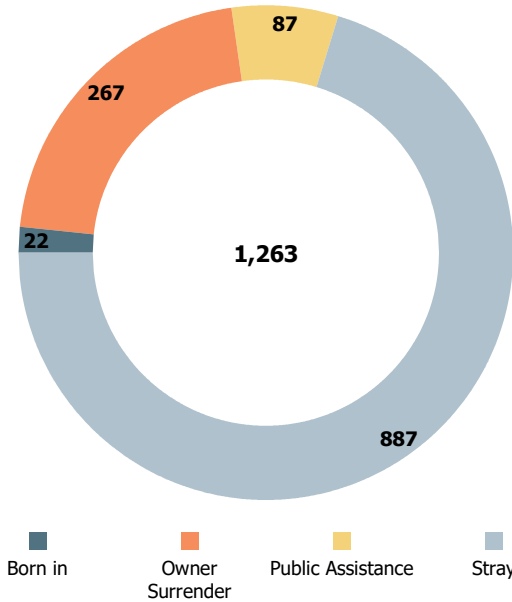


Fiscal Year 2018

Austin Animal Center April 2018 Intakes

	 Neonatal Kitten	 Kitten	 Adult Cat	 Neonatal Puppy	 Puppy	 Adult Dog	Total
Born in	17	0	0	5	0	0	22
Owner Surrender	9	17	49	12	42	138	267
Public Assistance	2	0	5	2	9	69	87
Stray	180	47	124	36	143	357	887
Total	208	64	178	55	194	564	1,263

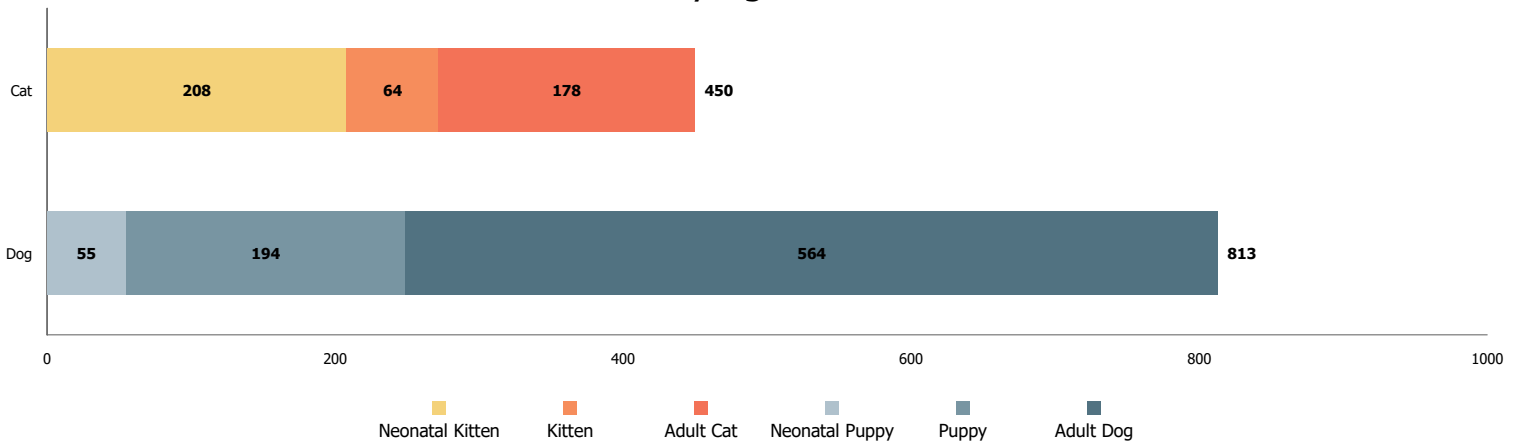
Intakes by Intake Type



Age Breakdown

- Neonatal**
  under 6 weeks old
- Kitten/Puppy**
  6 weeks to under 1 year old
- Adult**
  at least 1 year old

Intakes by Age Breakdown

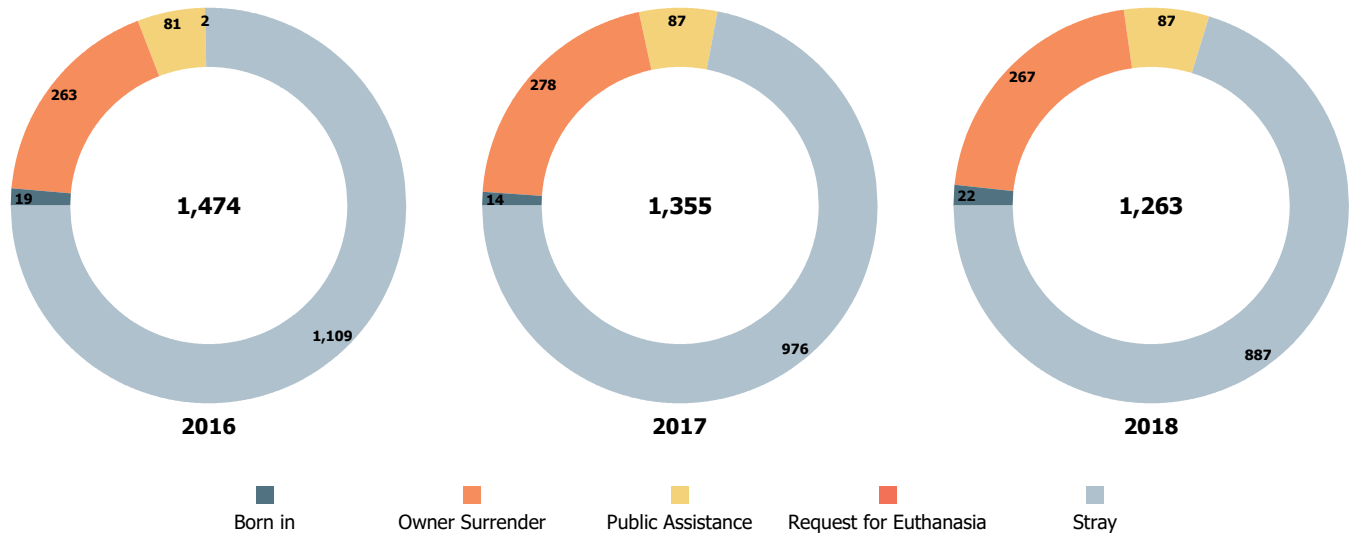


Austin Animal Center April 2016 to 2018 Intakes

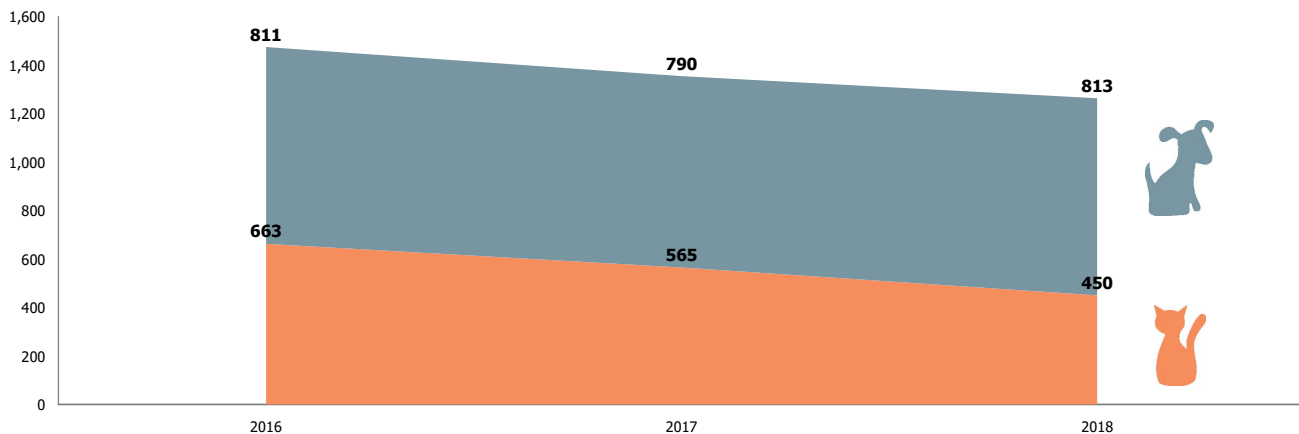


	2016			2017			2018		
	Cat	Dog	Total	Cat	Dog	Total	Cat	Dog	Total
Born in	4	15	19	4	10	14	17	5	22
Owner Surrender	105	158	263	104	174	278	75	192	267
Public Assistance	9	72	81	15	72	87	7	80	87
Request for Euthanasia	0	2	2	0	0	0	0	0	0
Stray	545	564	1,109	442	534	976	351	536	887
Total	663	811	1,474	565	790	1,355	450	813	1,263

Yearly April Intakes by Intake Type



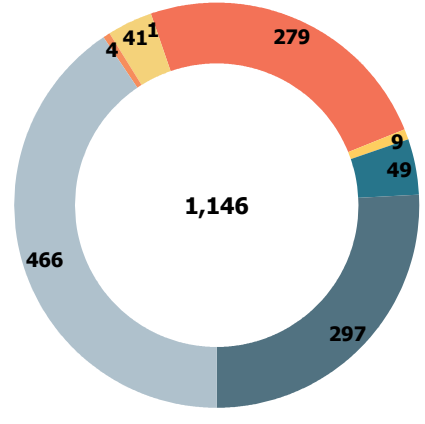
Yearly April Intakes by Animal Type



Austin Animal Center April 2018 Outcomes



	Neonatal Kitten	Kitten	Adult Cat	Neonatal Puppy	Puppy	Adult Dog	Total
Adoption	0	49	51	0	148	218	466
Deceased	3	0	0	0	0	1	4
Humane Euthanasia	4	2	28	0	1	6	41
Missing	0	1	0	0	0	0	1
RTO	4	3	19	0	23	230	279
Rto-Adopt	0	0	1	0	1	7	9
Shelter Neuter Return	0	6	43	0	0	0	49
Transfer	94	14	19	29	35	106	297
Total	105	75	161	29	208	568	1,146



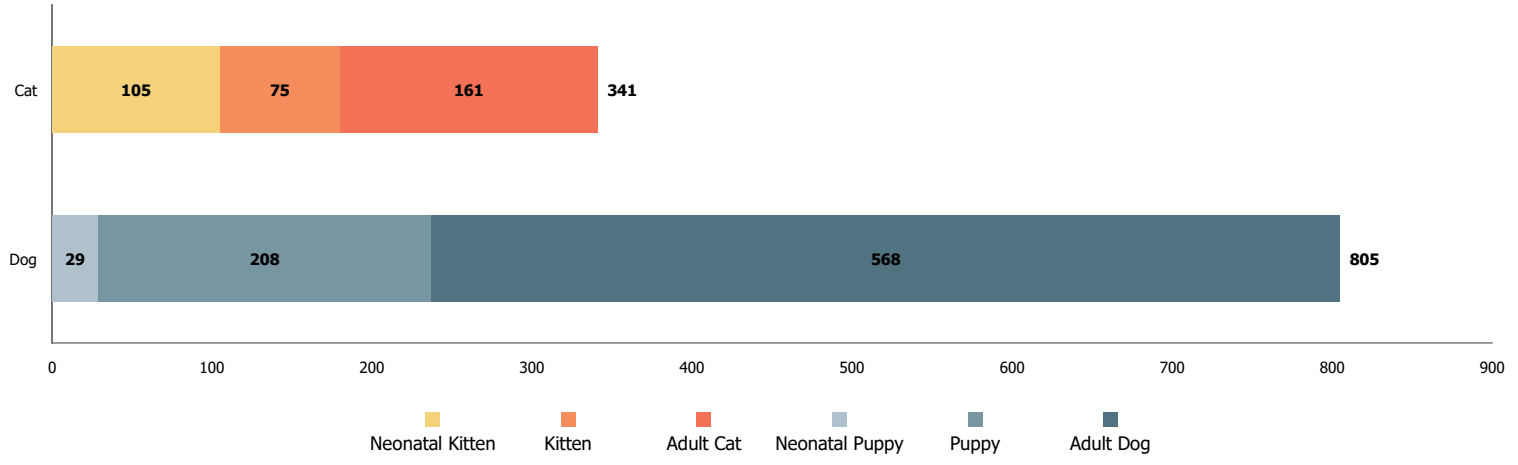
Age Breakdown

Neonatal
 under 6 weeks old

Kitten/Puppy
 6 weeks to under 1 year old

Adult
 at least 1 year old

Outcomes by Age Breakdown

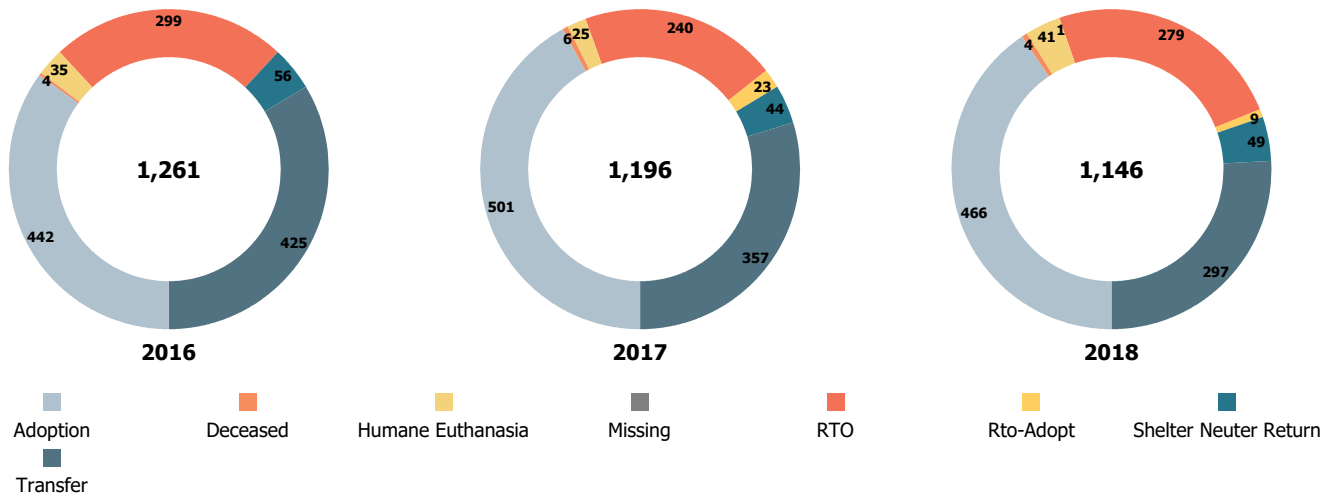


Austin Animal Center April 2016 to 2018 Outcomes

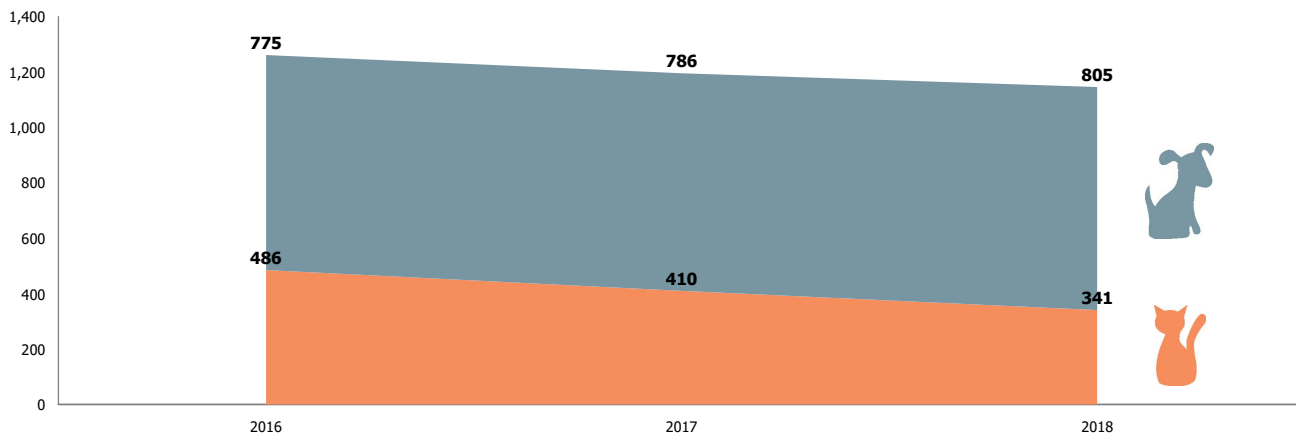


	2016			2017			2018		
	Cat	Dog	Total	Cat	Dog	Total	Cat	Dog	Total
Adoption	98	344	442	131	370	501	100	366	466
Deceased	2	2	4	5	1	6	3	1	4
Humane Euthanasia	21	14	35	18	7	25	34	7	41
Missing	0	0	0	0	0	0	1	0	1
RTO	30	269	299	24	216	240	26	253	279
Rto-Adopt	0	0	0	1	22	23	1	8	9
Shelter Neuter Return	56	0	56	44	0	44	49	0	49
Transfer	279	146	425	187	170	357	127	170	297
Total	486	775	1,261	410	786	1,196	341	805	1,146

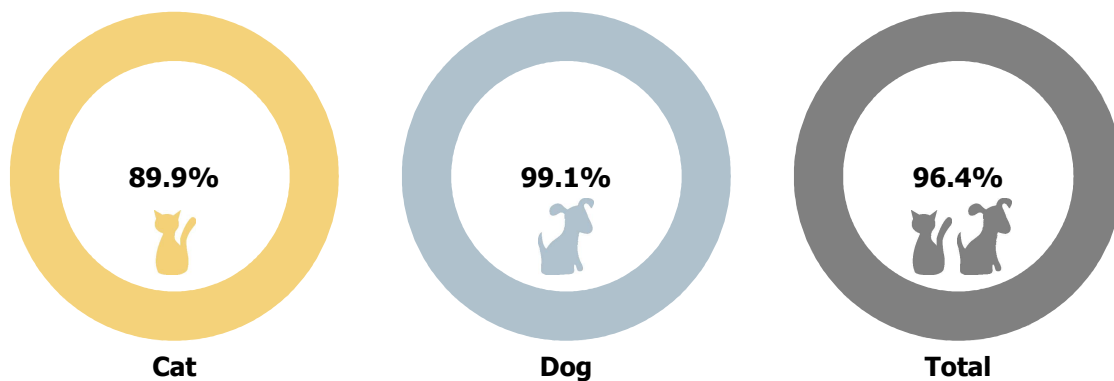
Yearly April Outcomes by Outcome Type



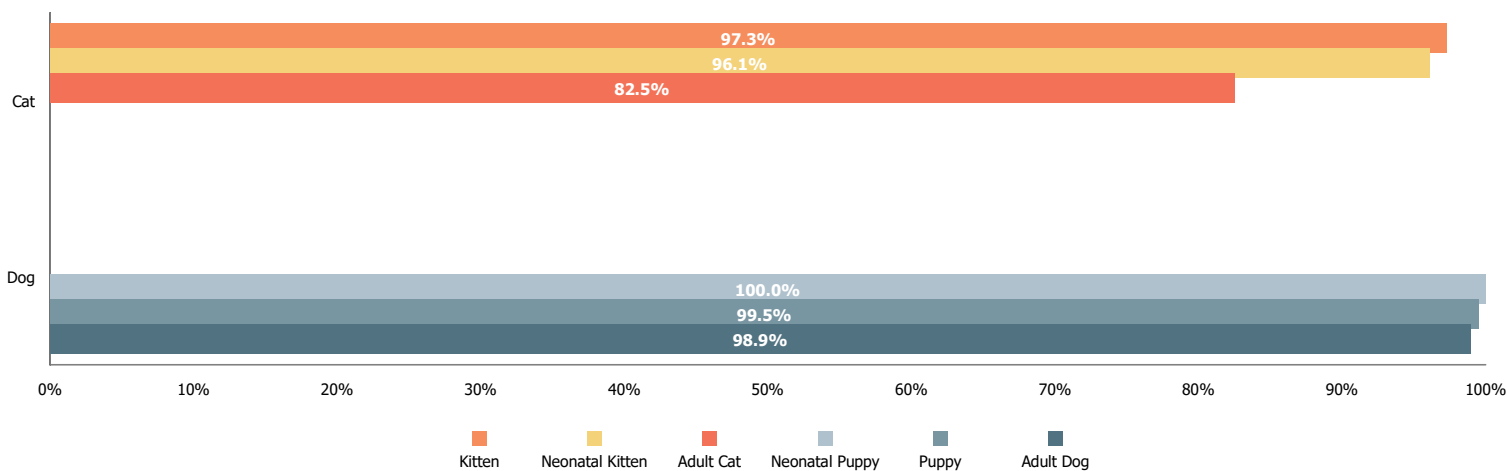
Yearly April Outcomes by Animal Type



Total Live Release Rates



Live Release Rates by Age Breakdown



Yearly April Live Release Rates Compared

