



Revised
HIGH QUALITY CHILD CARE & PRE-K 3
COUNCIL RES. 20170928-057

City Council Work Session
City Hall, 301 West 2nd Street

April 10, 2018

Donna Sundstrom, Assistant Director, Austin Public Health



Resolution Background

- 12 deliverables:
 - 1) Develop City-wide list & map of high-quality centers by District
 - 2) Number of children receiving subsidies at each center
 - 3) Differential factors at centers such as wages, education, benefits
 - 4) Desirable geographic locations for high-quality child care center
 - 5) Types of partnerships, strategies, incentives, and collaborations
 - 6) Current City programs that assist in access to high quality care
 - 7) Opportunities and equity gaps in access to high quality care
 - 8) Barriers to creating a City facility for affordable, high quality care
 - 9) Requirements to lease City property to child care facility
 - 10) Evaluation of child care center at former Highland Mall property
 - 11) Funding options for a City-built child care facility
 - 12) Existing availability and start up costs to expand Pre-K 3

Process Overview

- Austin Public Health (APH) convened and facilitated an early childhood work group (Work Group) with representation from:

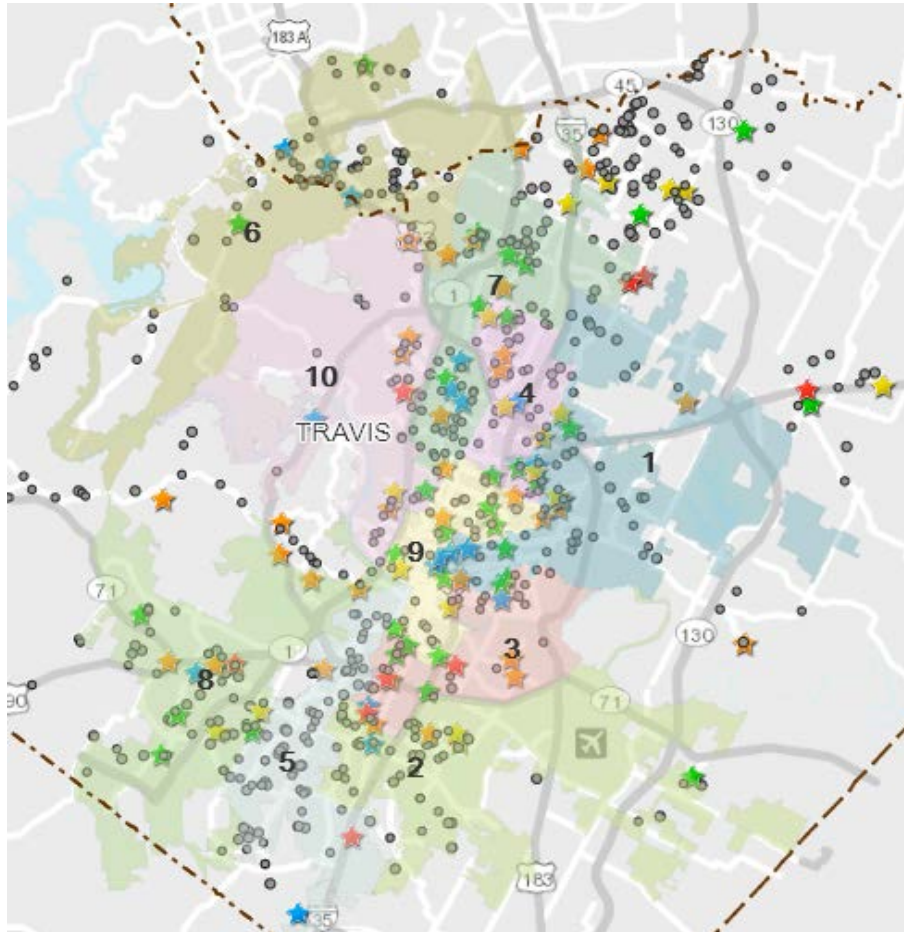
Austin Community College	Austin Independent School District (AISD)
Early Childhood Council	E3 Alliance
United Way for Greater Austin	Travis County Health and Human Services
Workforce Solutions Capital Area	

- Met 1 ½ - 2 hours on a biweekly basis Nov. – Mar.
- Provided expertise and community data
- Developed items for Council consideration

Process Overview

- APH consulted with City departments and outside entities including:
 - AISD Planning Services and School, Family, and Community Education
 - APH GIS staff, Budget and Environmental Health Services
 - Budget Office
 - Economic Development
 - Human Resources
 - Office of Real Estate Services
 - Office of Performance Management
 - Parks and Recreation
 - Planning and Zoning
 - Travis County Economic Development & Strategic Investments
 - Jeremiah Program
- APH developed in-depth report responsive to Resolution

Quality Ratings of Child Care Providers by Council District



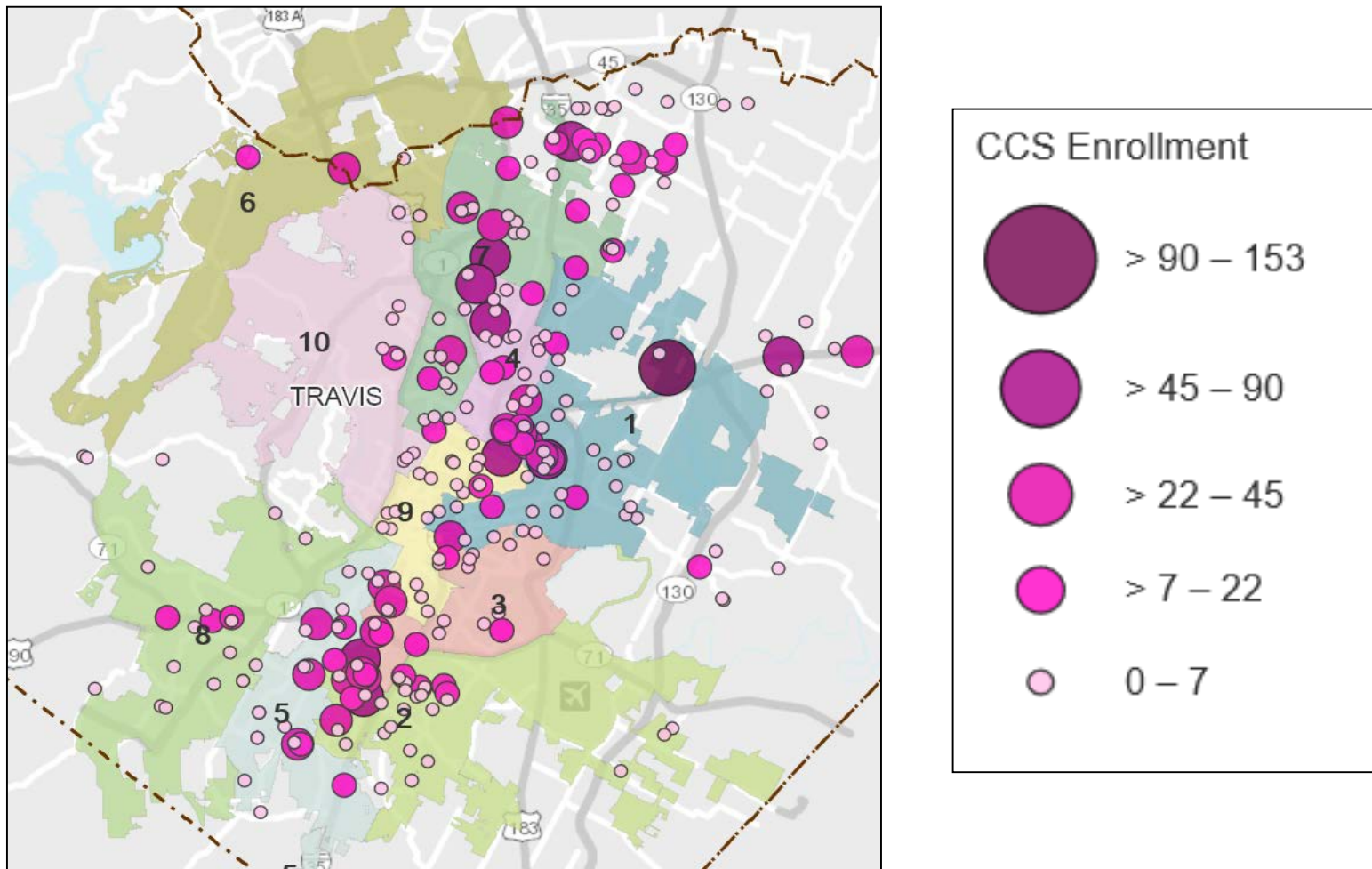
- National Association for the Education of Young Children (NAEYC)
- National Accreditation Commission (NAC)
- Texas Rising Star (TRS)

Quality of Child Care Providers

- ★ NAEYC & TRS 4
- ★ NAC & TRS 4
- ★ TRS 4
- ★ TRS 3
- ★ TRS 2
- No star

Interactive Map Available: <http://arcg.is/SuCmK>

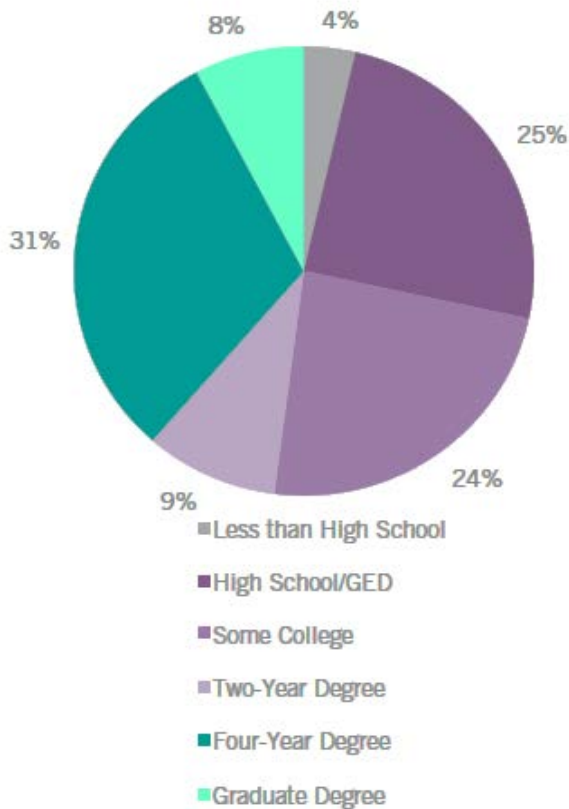
Number of Children Using Child Care Subsidies (CCS) at Licensed Providers



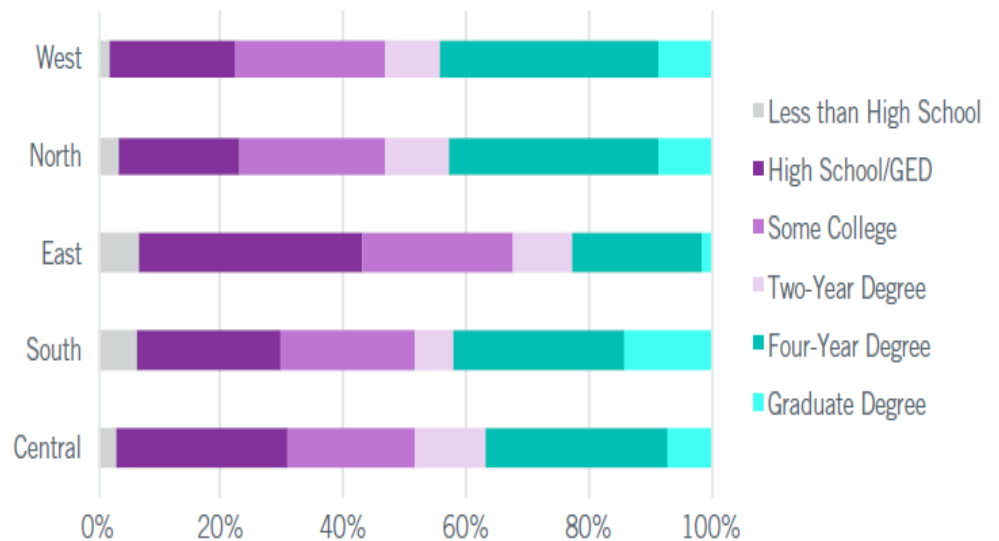
Interactive Map Available: <http://arcg.is/SuCmK>

Child Care Teacher Education

Education Levels of Lead Teachers Overall

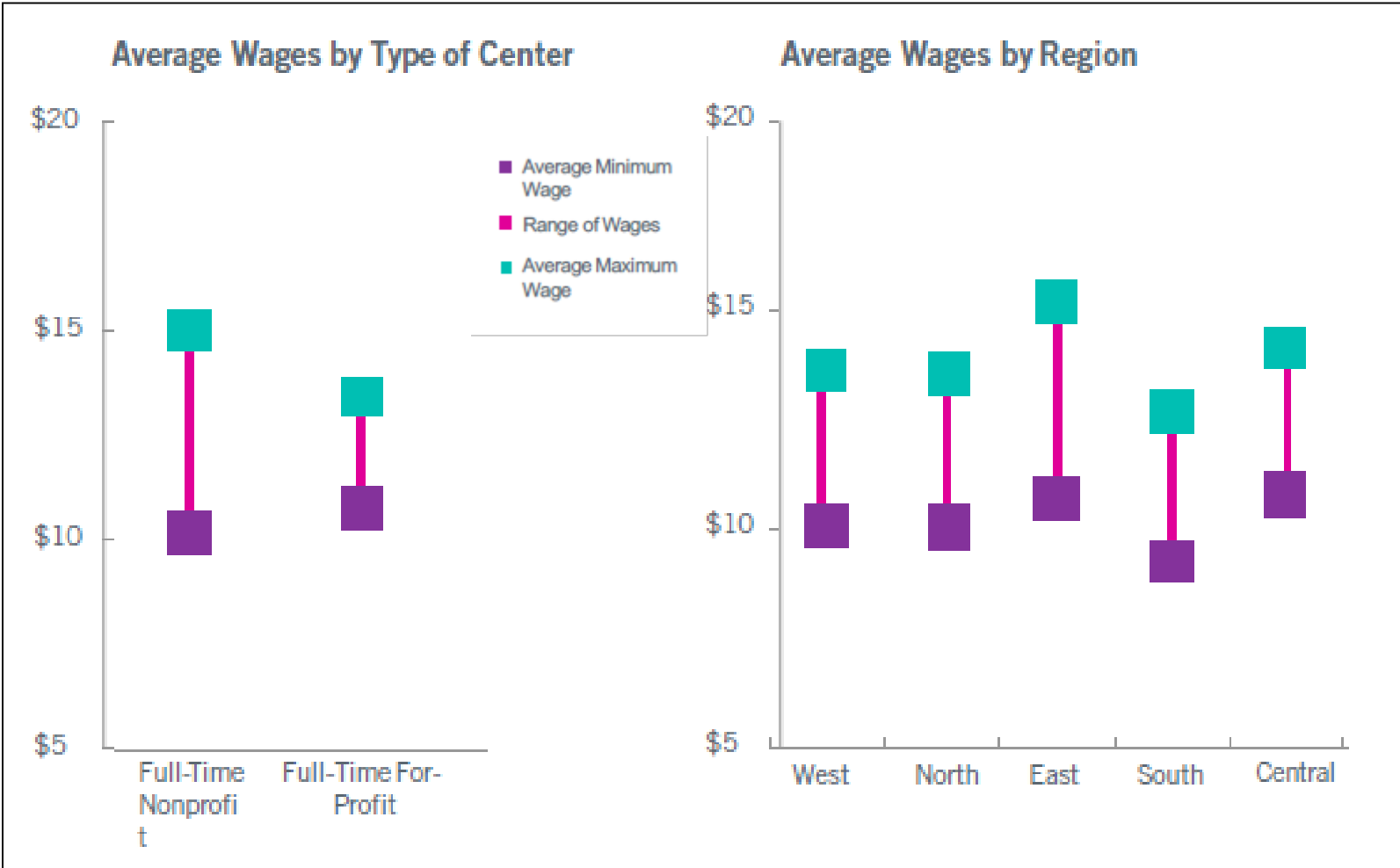


Education Levels by Region



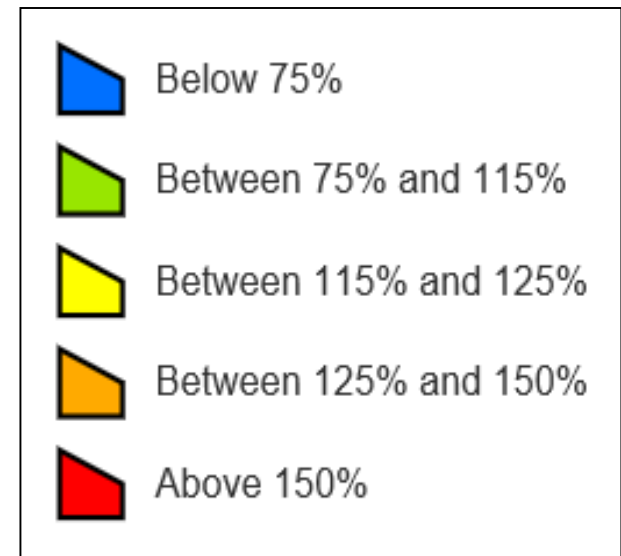
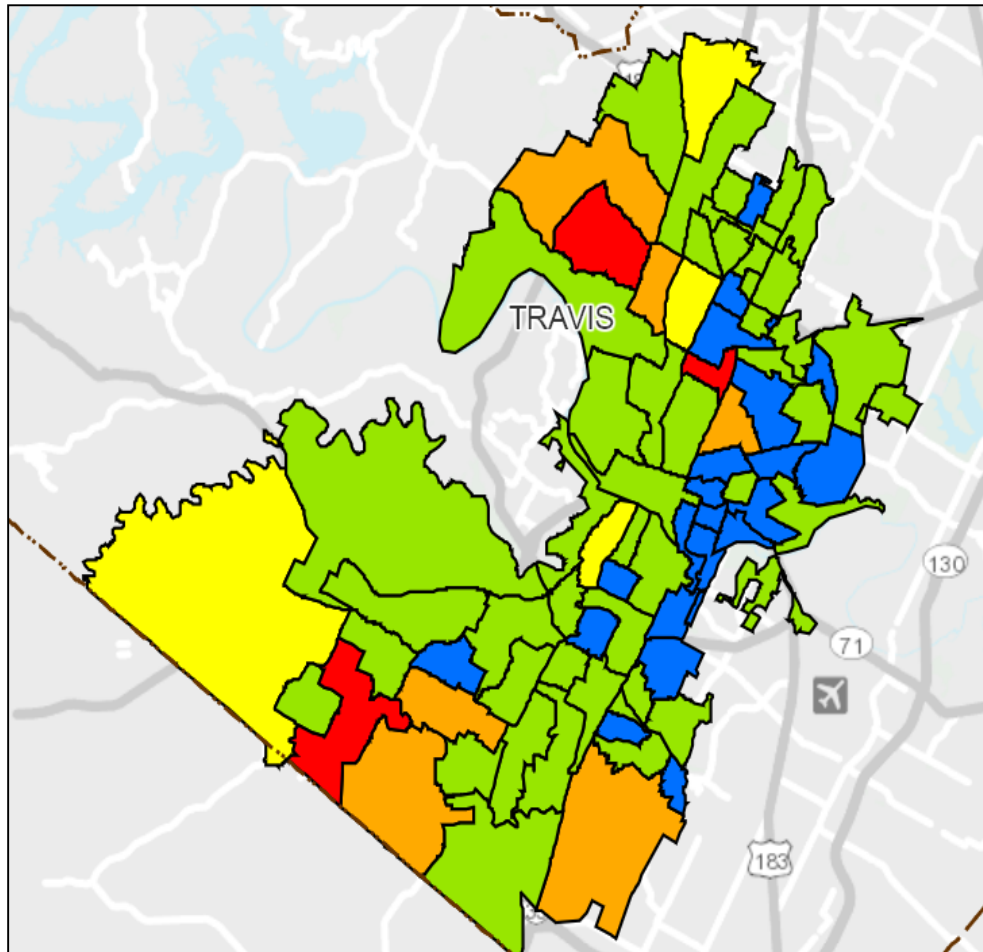
Source: 2016 Early Care and Education Survey; United Way for Greater Austin

Child Care Teacher Wages



Source: 2016 Early Care and Education Survey; United Way for Greater Austin

AISD 2017-18 Percent of Permanent Capacity by School Enrollment



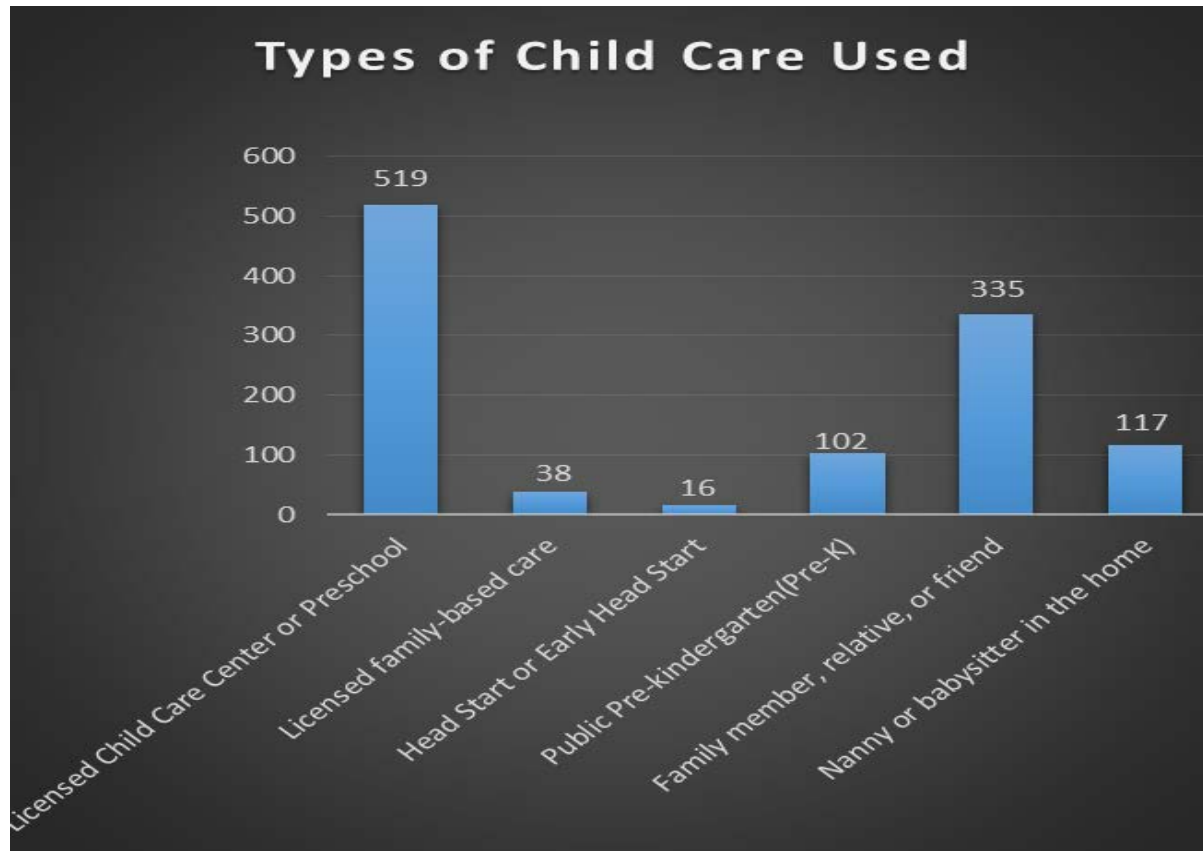
Source: Austin Independent School District, Planning Services

Potential AISD Partnership to Expand High Quality Child Care

- A partnership with AISD to use underutilized classrooms could expand availability of high quality child care
- One of the most promising/cost-effective options
 - Lower capital investments needed
- Could design program in way that benefits children from families with low-income and/or City and AISD employees
- Included in Work Group's list of items for Council consideration

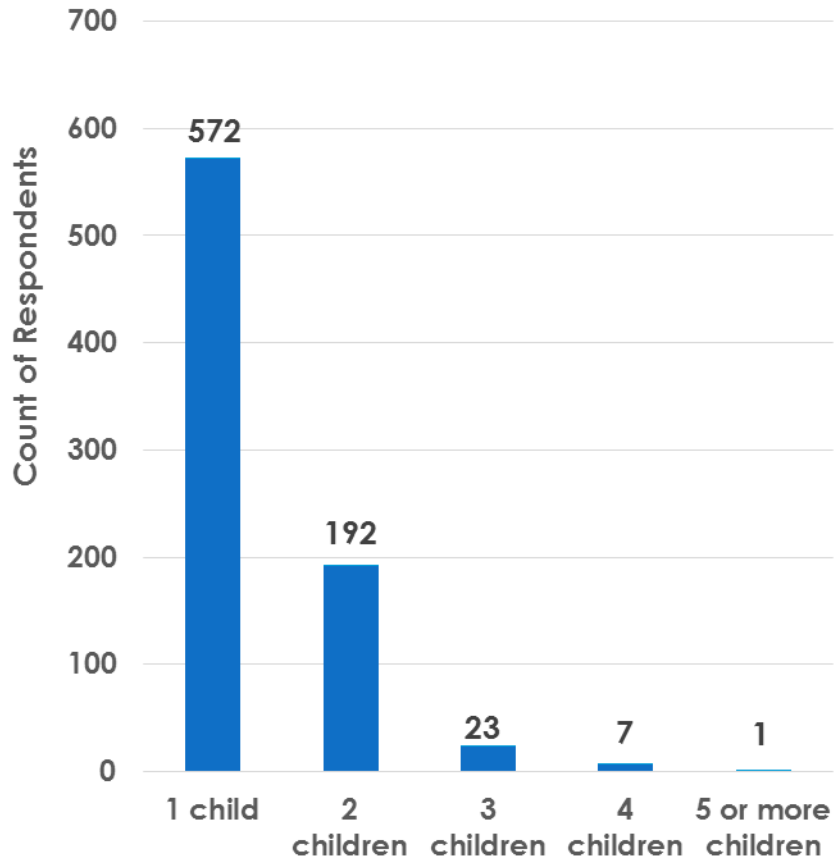
City Employee Survey

- 3,034 total respondents; 1037 respondents with children under 6 years old

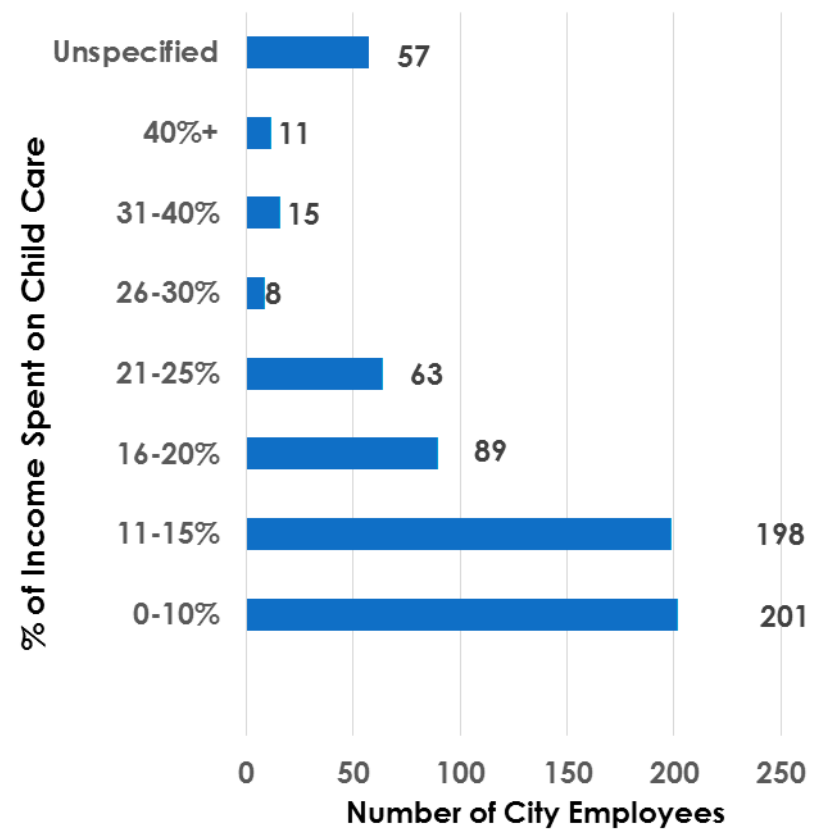


City Employee Survey

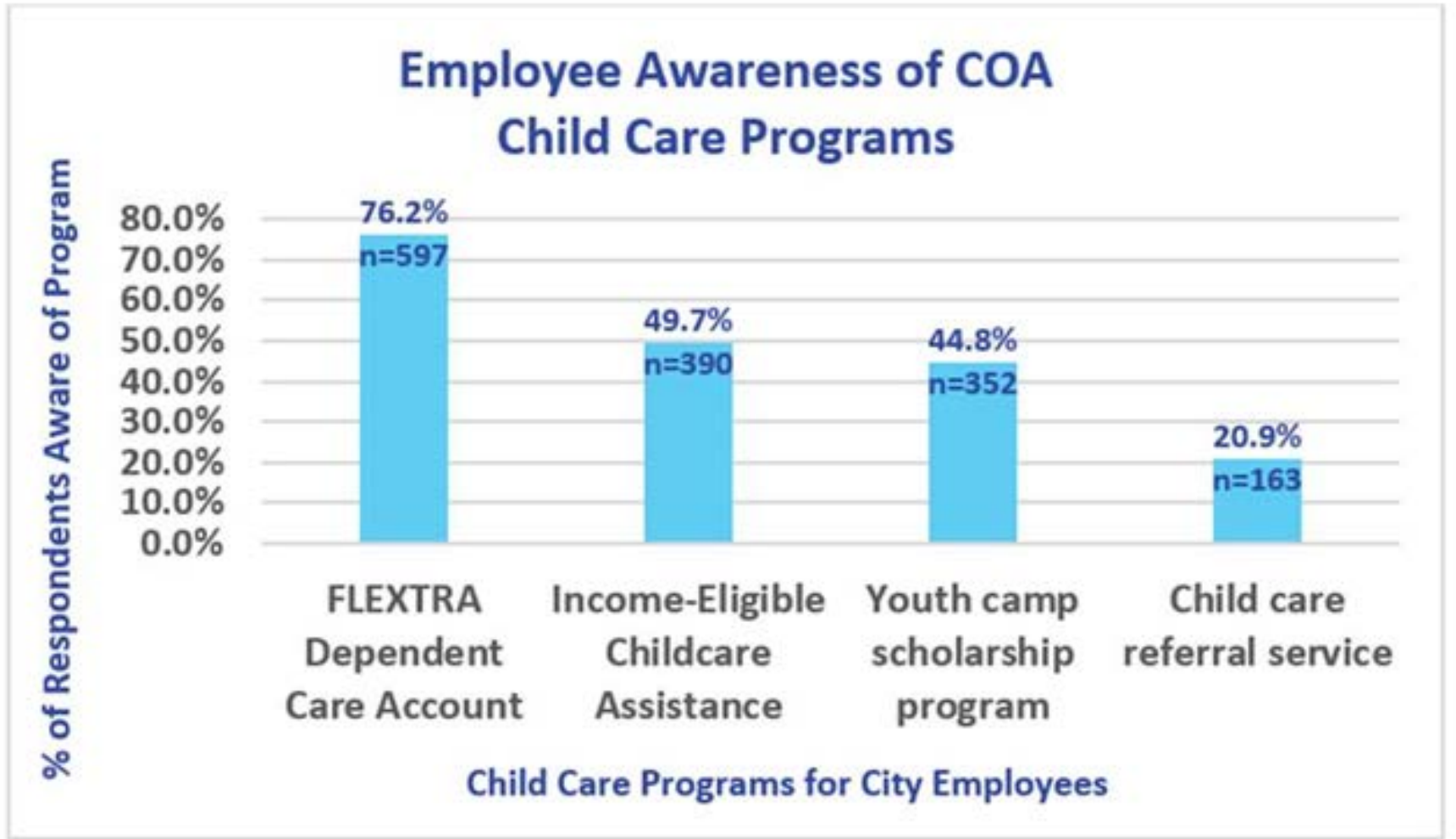
Number of Children Ages Birth to 5 for whom you Have Child Care Expenses



Percent of Annual Household Income Spent on Child Care

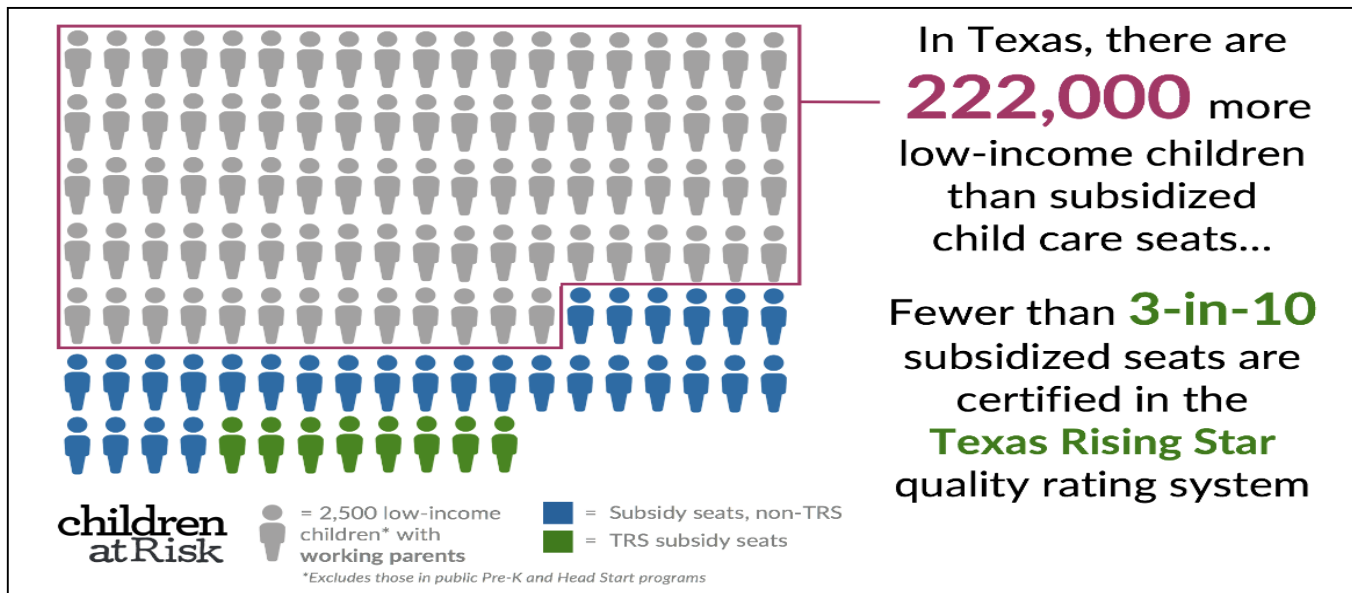


City Employee Survey



Equity Gaps: Child Care Deserts

- According to Children at Risk, over 90% of children in Texas living in a Texas Rising Star desert
 - Less than 3 in 10 subsidized seats are high-quality



- In Travis County, 86% of low-income children with working parents live in subsidized child care deserts

Equity Gaps: Child Care Access Across Council Districts

- Child care and quality access across Council Districts inequitable; more quality needed City-wide

Council District	# of Child Care and Education Centers in District	# of Centers that are High Quality
1	40	11
2	14	2
3	24	11
4	18	3
5	39	0
6	10	2
7	51	9
8	36	6
9	30	7
10	36	2

Source: 2017 Early Childhood Council District Fliers

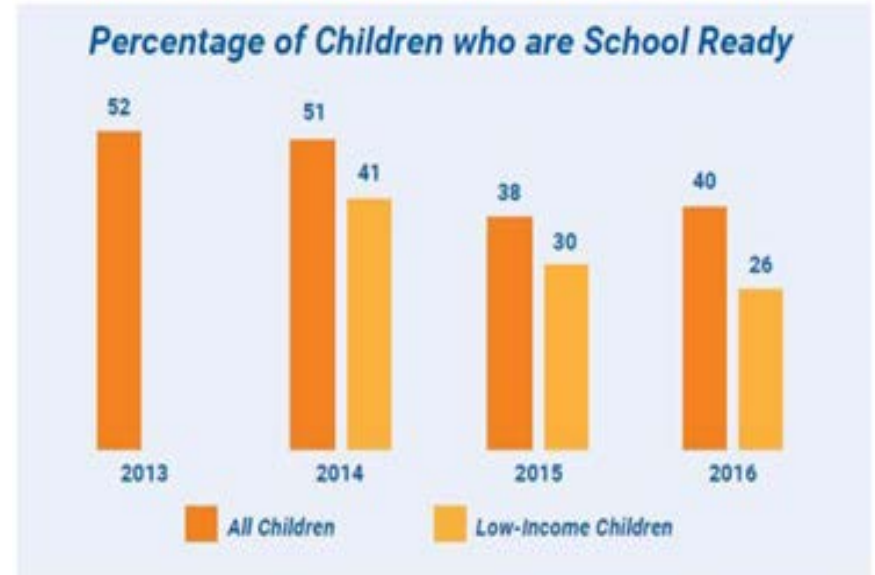
Equity Gaps: Poverty & School Readiness

Children from Minority Groups are Disproportionately Living in Poverty



Percentage totals don't equal 100% because some individuals are counted as both Hispanic or Latino and a separate race. The Other category includes American Indian and Alaska Native, Native Hawaiian and Other Pacific Islander, and Two or More Race
2011-2015 American Community Survey 5-year Estimates B17001, B17001B, B17001C, B17001D, B17001E, B17001G, B17001H, B1700

Kindergarten Readiness in Travis County dropped in 2015 and continues to drop



Ready Set KI 2016 data for Travis County

Source: 2015-18 School Readiness Action Plan for Austin/Travis County; United Way for Greater Austin

Highland Mall Site

- District 4 houses nearly 1 in 4 children from low-income families
- Critical shortage of early child care and education centers
 - 1 center for every 500 children in the District

79.4% of respondents to City survey in Planning and Zoning & Development Services very likely or somewhat likely to use services

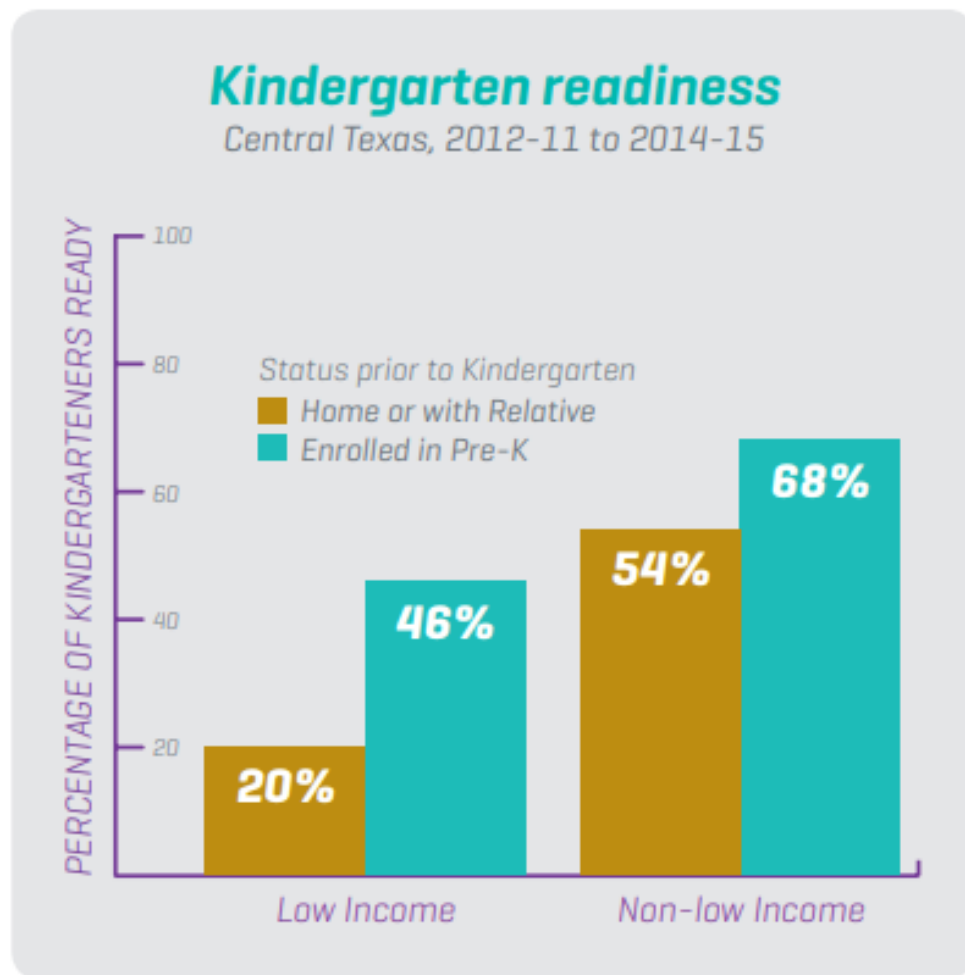
Q17 Responses Very likely/Somewhat likely to use affordable, high quality childcare center in Highland Mall		
Age of Children	Count	Percentage
Under 12 months old	5	11.90%
1 to 2 years old	8	19.00%
3 to 4 years old	20	47.60%
5 years old	9	21.40%
Total	42	100%

Highland Mall Site

- August Council action selected Highland Mall site for new Planning & Development Center
- Portion of site identified for potential future, stand-alone child care center
 - Stub-out for utilities will be installed
 - Would require separate planning and design effort (programming, design, etc.) for the site and building
 - No funding identified
 - Significant (adjacent) outdoor space is required for child care

Benefits of Public Pre-K

- According to a study by E3 Alliance, "Central Texas students who participated in public school Pre-K or high-quality child care prior to school entry were much more likely to be prepared for kindergarten success."



Source: E3 Alliance Analysis of Ready,Set,K! weighted data
PK enrollment includes Public and Private Pre-K programs

Pre-K Availability by District

District	Pre-K3	Pre-K4
Austin ISD	1,021 in Pre-K 3 on 31 campuses (some half-day, some full-day)	3,934 in full-day Pre-K 4; available at 66 campuses
Del Valle ISD	No Pre-K 3	Half-day Pre-K 4
Leander	No Pre-K 3	30 half-day Pre-K4 classes
Manor ISD	68 in half-day Pre-K 3	598 in full-day Pre-K 4
Pflugerville ISD	No Pre-K 3	854 in 42 full-day Pre-K 4 classes
Round Rock ISD	No Pre-K 3	57 half-day Pre-K 4 classes

- Findings for some area charter schools:

- KIPP & IDEA Austin do not offer Pre-K 3 or Pre-K 4
- UT Elementary Charter School and Harmony Public Schools have Pre-K 4 (Harmony's is half-day) but no Pre-K 3
- Magnolia Montessori- has approximately 96 children in a mixed-age Pre-K 3 and Pre-K 4 class, most attend full-day

Pre-K 3 Expansion Opportunity

- Partner with school districts to provide one-time start up costs for Pre-K 3 classrooms
 - \$16,000 per classroom
 - Each class serves up to 32 children
- Immediate opportunities for expansion:
 - Austin ISD: up to 8 classrooms
 - Pflugerville ISD: up to 3 classrooms
- \$176,000 in start up costs could leverage \$112,000 in State funding annually per classroom
 - Developed by the Work Group for Council consideration

Work Group Items for Council Consideration

- **Policy items**

- Recommended for immediate action

- **Funding items**

- Developed for consideration of adoption as part of the Fiscal Year 2018-19 budget process

- **2018 Bond item**

- **Additional items**

- Have some budget and policy implications
 - Prioritized by potential impact and feasibility
 - Preferred that preliminary work is done on all within 18 months

Work Group Policy Items for Council Consideration

- Work with appropriate City Departments to:
 - Explore options with current fee schedules
 - Explore increasing the zoning categories where child care is a permitted use
 - Consider implementing a waiver for conditional use process and/or a fee waiver for conditional use permit fees for high quality child care centers
 - Explore inclusion of child care centers, when appropriate, as an optional component in future competitive processes conducted for City-owned or leased facilities

Work Group Funding Items for Council Consideration

- Invest in teacher education to improve quality levels for children from low-income families:
 - \$41,800 annually to expand Pre-K 3 partnerships through teacher certifications
 - Leverage up to \$280,000 in State Funding; serve up to 80 children in high quality centers
 - \$137,000 annually for accelerated program for Child Development Associate certificate
 - Up to 20 teachers serving children from families with low-income
 - Teachers become eligible for wage supplements
 - Improves quality of child care for up to 280 children
 - \$75,000 for consultant and community partners to explore incentive programs & public-private partnerships

Work Group 2018 Bond Item for Council Consideration

- Include the proposed Dove Springs Health Center in the 2018 Election Bond Package
 - Add an affordable, high-quality child care center as part of the project
- Child care center to serve approximately 74 children fits within proposed square footage and estimated construction costs
- Could provide services for City of Austin employees and/or families with low-income

Additional Work Group Items for Council Consideration

- Allocate funding and initiate planning process to develop a Coordinated Early Childhood Enrollment and Resources and Referral System
 - Would help families know what they are eligible for and how to apply
 - Could reduce waitlists and connect more families with appropriate high quality services
 - Would likely increase enrollment in Pre-K, leveraging state funding and improving school readiness
- More items developed by the Work Group for Council consideration included in the full report response to the Resolution

Questions

Contact: Donna Sundstrom
Donna.Sundstrom@austintexas.gov
512-972-5038

Rachel Farley
Rachel.Farley@austintexas.gov
512-972-5093

Laura Williamson
Laura.Williamson2@austintexas.gov
512-972-5206