







Austin Animal Center Monthly Report May 2018

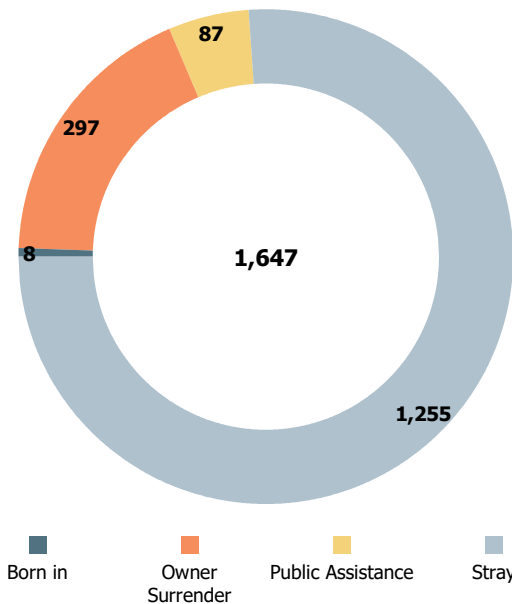


Fiscal Year 2018

Austin Animal Center May 2018 Intakes

	 Neonatal Kitten	 Kitten	 Adult Cat	 Neonatal Puppy	 Puppy	 Adult Dog	Total
Born in	0	0	0	8	0	0	8
Owner Surrender	10	22	68	6	44	147	297
Public Assistance	4	0	14	0	12	57	87
Stray	401	167	156	33	178	320	1,255
Total	415	189	238	47	234	524	1,647

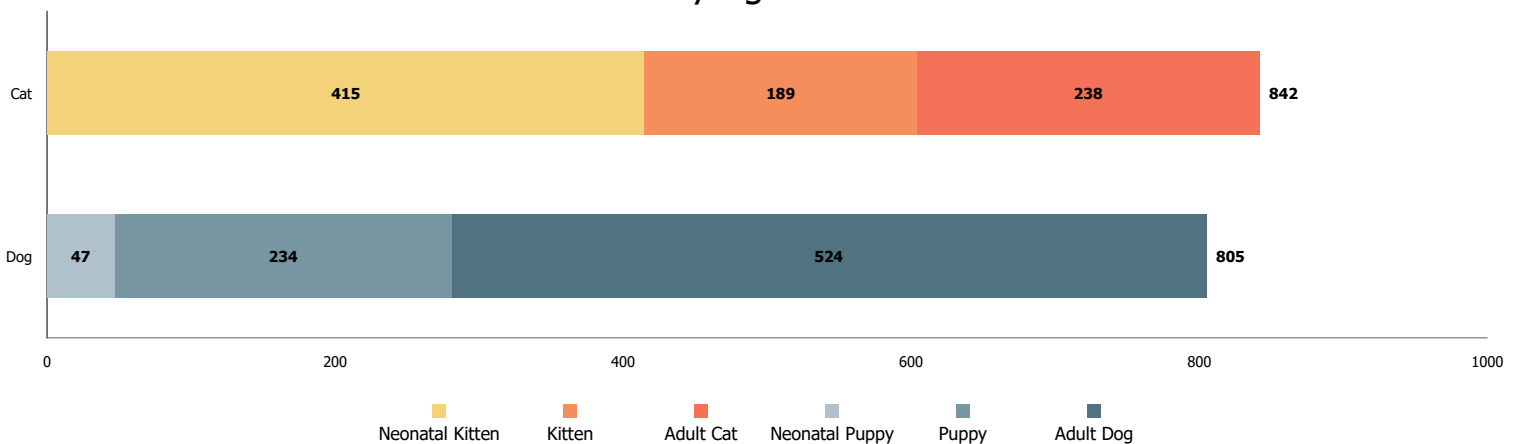
Intakes by Intake Type



Age Breakdown

- Neonatal**
  under 6 weeks old
- Kitten/Puppy**
  6 weeks to under 1 year old
- Adult**
  at least 1 year old

Intakes by Age Breakdown

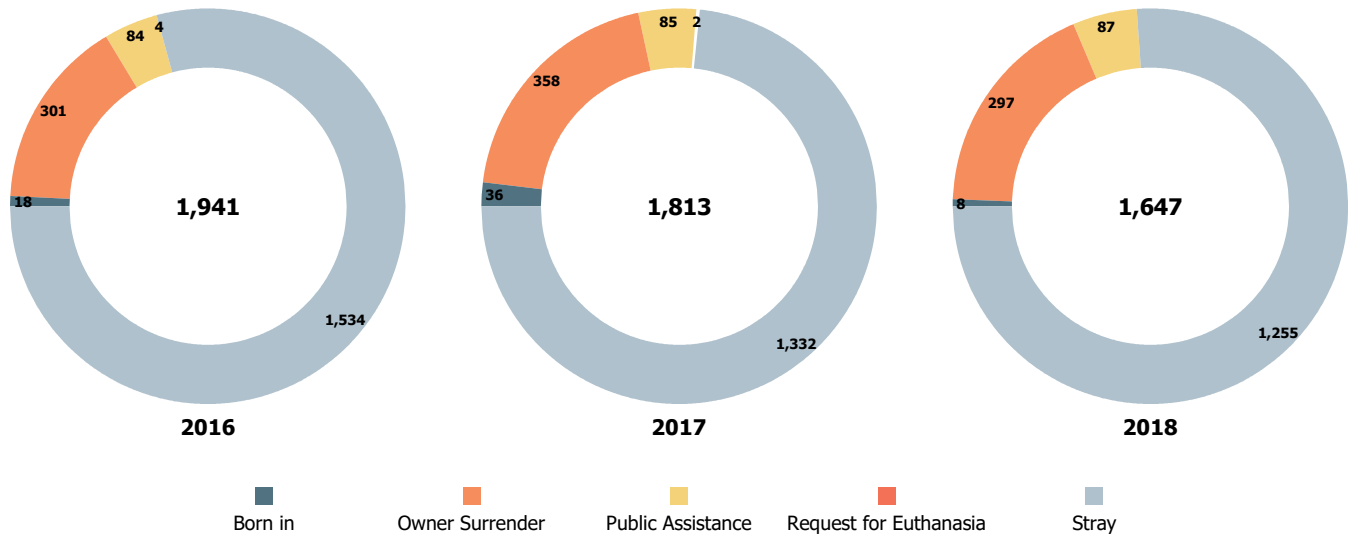


Austin Animal Center May 2016 to 2018 Intakes

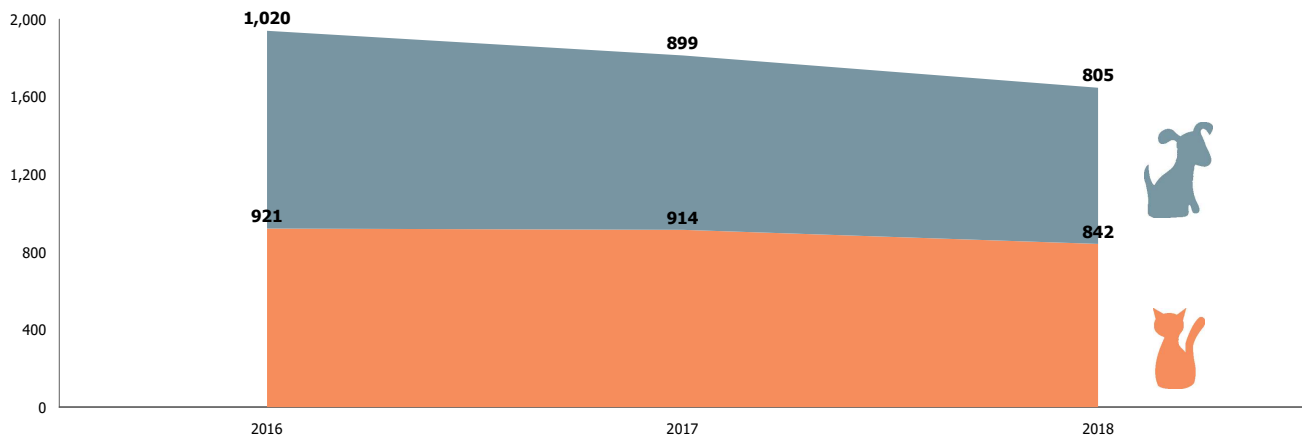


	2016			2017			2018		
	Cat	Dog	Total	Cat	Dog	Total	Cat	Dog	Total
Born in	4	14	18	19	17	36	0	8	8
Owner Surrender	128	173	301	150	208	358	100	197	297
Public Assistance	12	72	84	7	78	85	18	69	87
Request for Euthanasia	2	2	4	0	2	2	0	0	0
Stray	775	759	1,534	738	594	1,332	724	531	1,255
Total	921	1,020	1,941	914	899	1,813	842	805	1,647

Yearly May Intakes by Intake Type



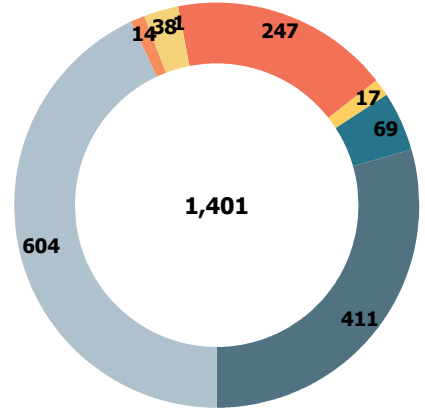
Yearly May Intakes by Animal Type



Austin Animal Center May 2018 Outcomes



	Neonatal Kitten	Kitten	Adult Cat	Neonatal Puppy	Puppy	Adult Dog	Total
Adoption	0	117	63	0	176	248	604
Deceased	5	3	3	2	1	0	14
Humane Euthanasia	13	5	12	0	0	8	38
Missing	0	0	0	0	0	1	1
RTO	2	2	29	0	34	180	247
Rto-Adopt	0	0	4	0	2	11	17
Shelter Neuter Return	0	11	58	0	0	0	69
Transfer	164	18	35	36	58	100	411
Total	184	156	204	38	271	548	1,401



Age Breakdown

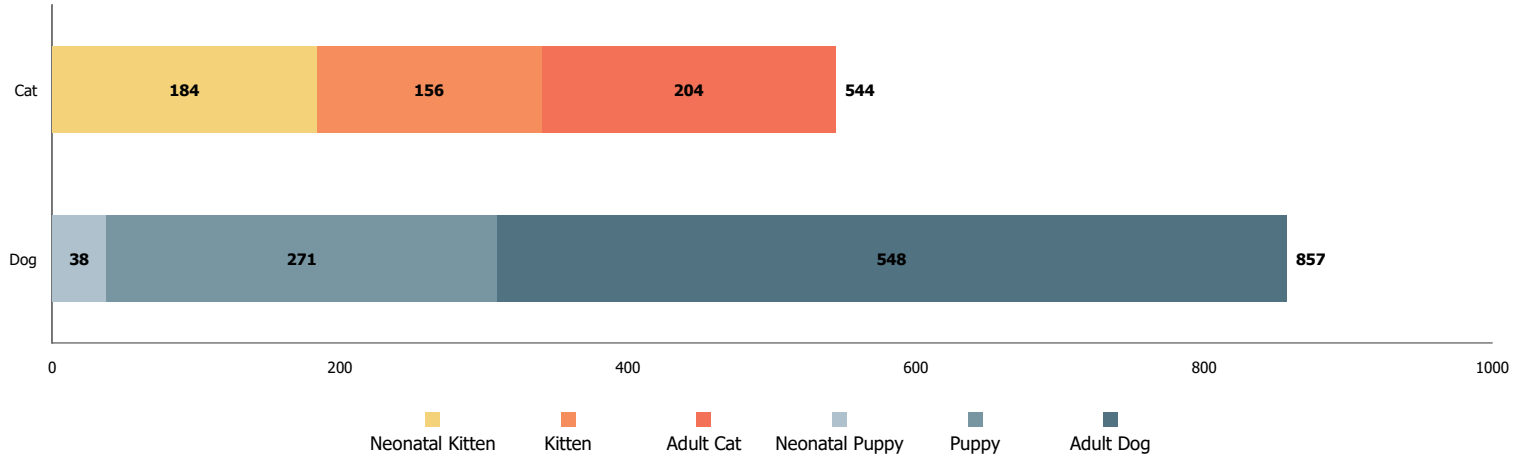
Neonatal
 under 6 weeks old

Kitten/Puppy
 6 weeks to under 1 year old

Adult
 at least 1 year old



Outcomes by Age Breakdown

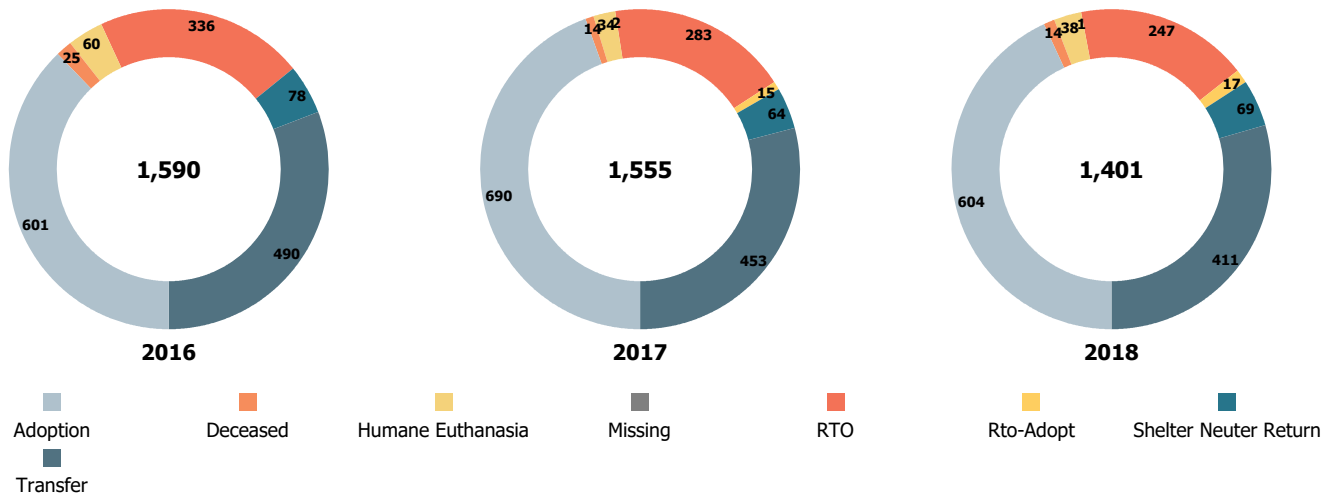


Austin Animal Center May 2016 to 2018 Outcomes

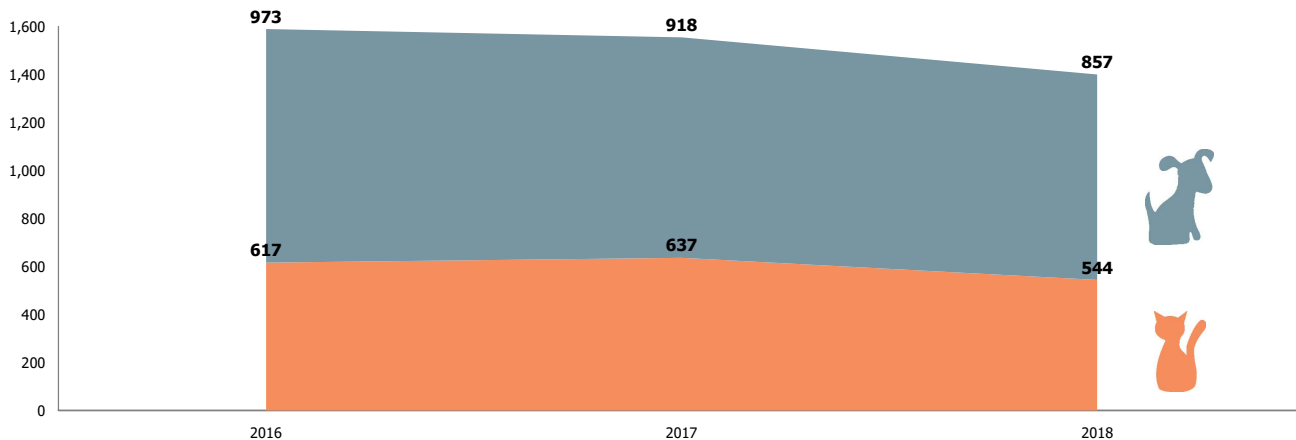


	2016			2017			2018		
	Cat	Dog	Total	Cat	Dog	Total	Cat	Dog	Total
Adoption	179	422	601	243	447	690	180	424	604
Deceased	17	8	25	10	4	14	11	3	14
Humane Euthanasia	41	19	60	25	9	34	30	8	38
Missing	0	0	0	1	1	2	0	1	1
RTO	24	312	336	37	246	283	33	214	247
Rto-Adopt	0	0	0	4	11	15	4	13	17
Shelter Neuter Return	78	0	78	64	0	64	69	0	69
Transfer	278	212	490	253	200	453	217	194	411
Total	617	973	1,590	637	918	1,555	544	857	1,401

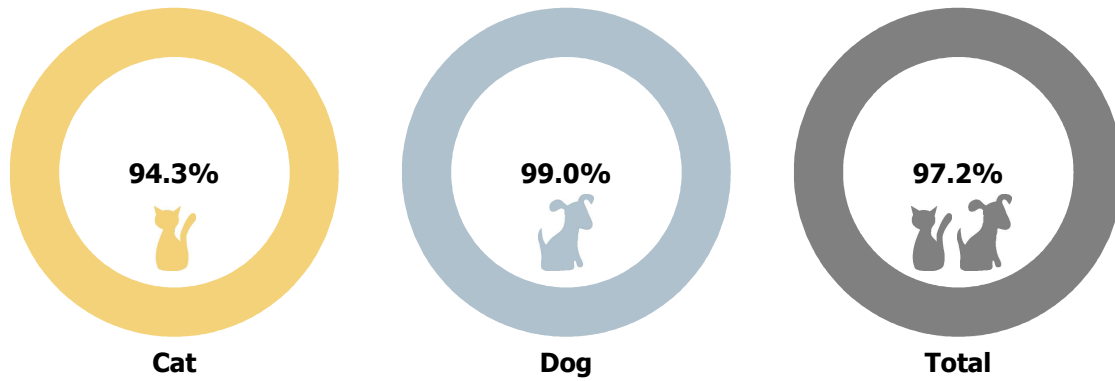
Yearly May Outcomes by Outcome Type



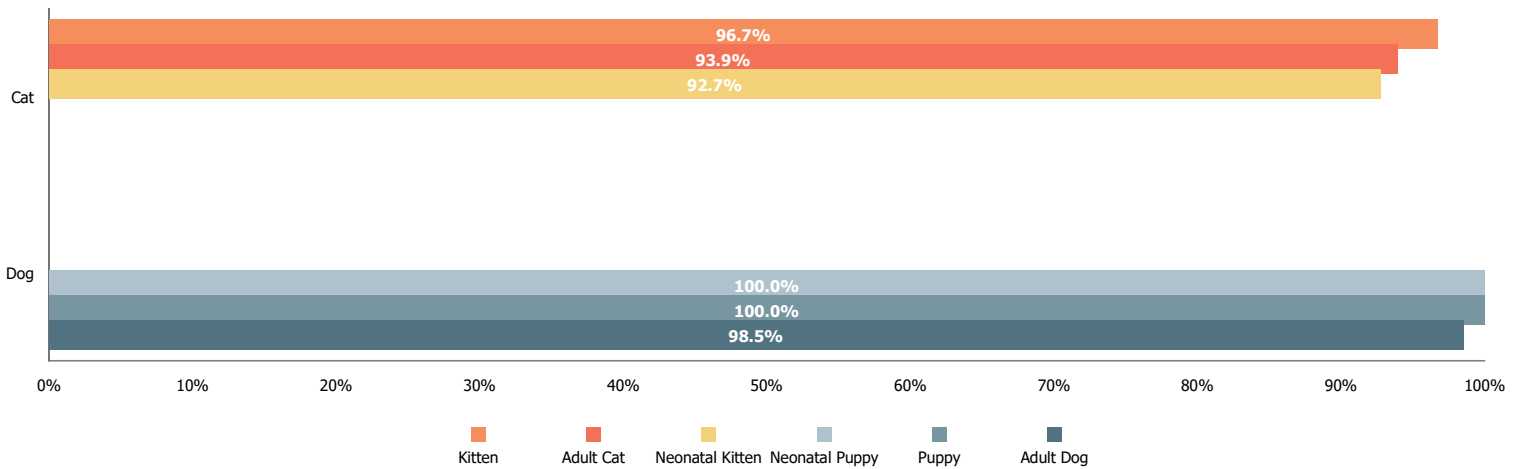
Yearly May Outcomes by Animal Type



Total Live Release Rates



Live Release Rates by Age Breakdown



Yearly May Live Release Rates Compared

