







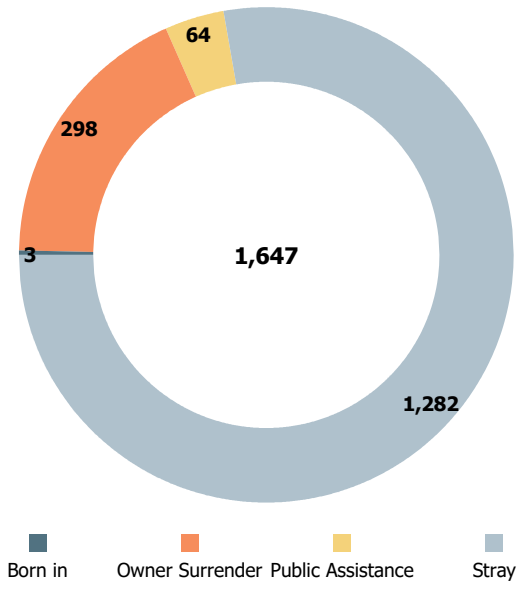
Austin Animal Center Monthly Report June 2018



Fiscal Year 2018

Austin Animal Center June 2018 Intakes


	 Neonatal Kitten	 Kitten	 Adult Cat	 Neonatal Puppy	 Puppy	 Adult Dog	Total
Born in	3	0	0	0	0	0	3
Owner Surrender	6	43	63	10	58	118	298
Public Assistance	2	5	5	0	4	48	64
Stray	299	276	140	19	205	343	1,282
Total	310	324	208	29	267	509	1,647



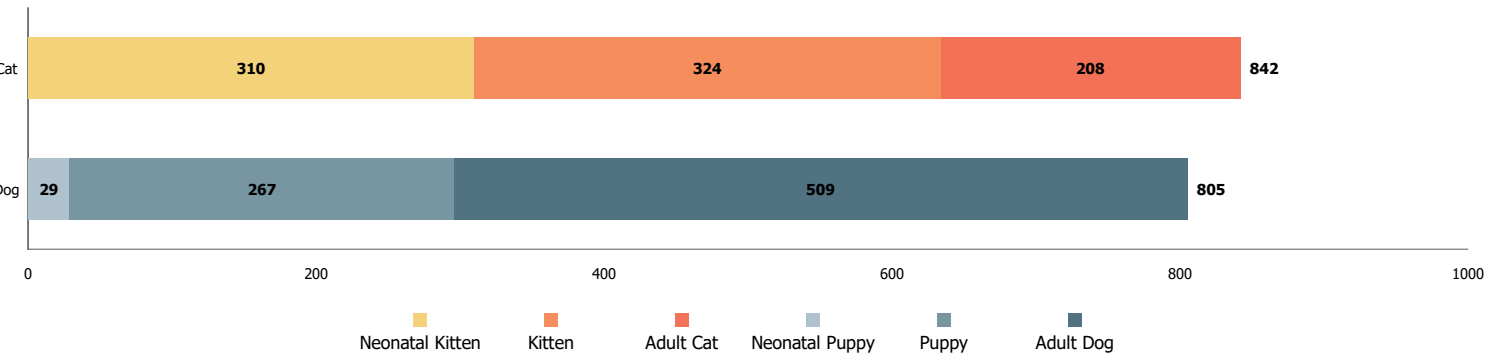
Age Breakdown

Neonatal
  under 6 weeks old

Kitten/Puppy
  6 weeks to under 1 year old

Adult
  at least 1 year old

Intakes by Age Breakdown

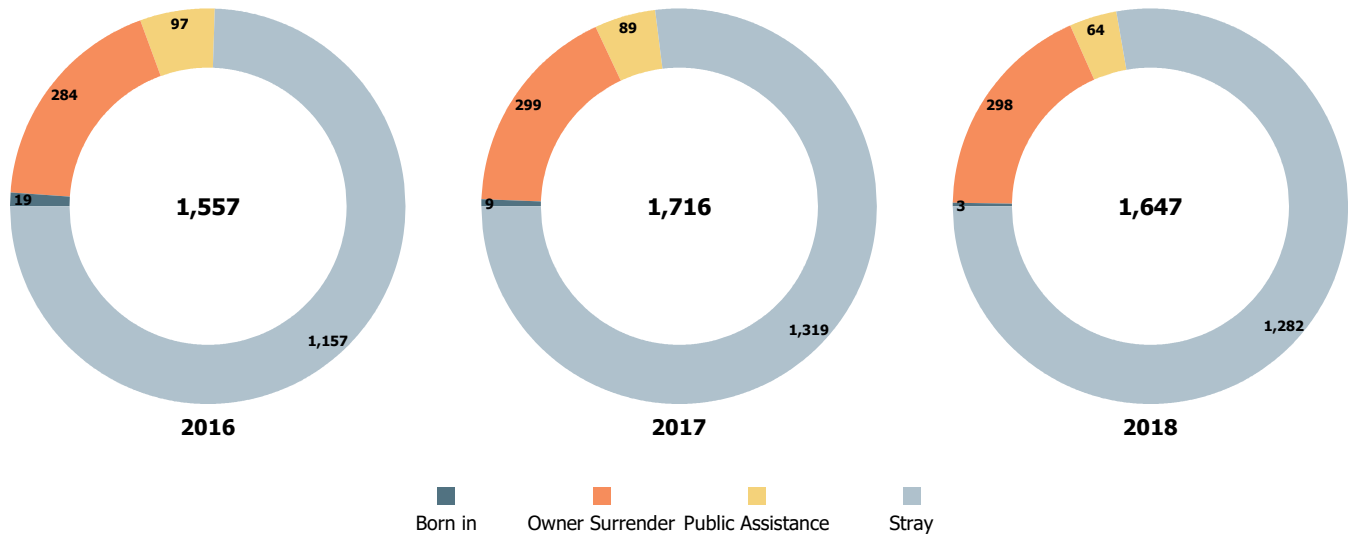


Austin Animal Center June 2016 to 2018 Intakes

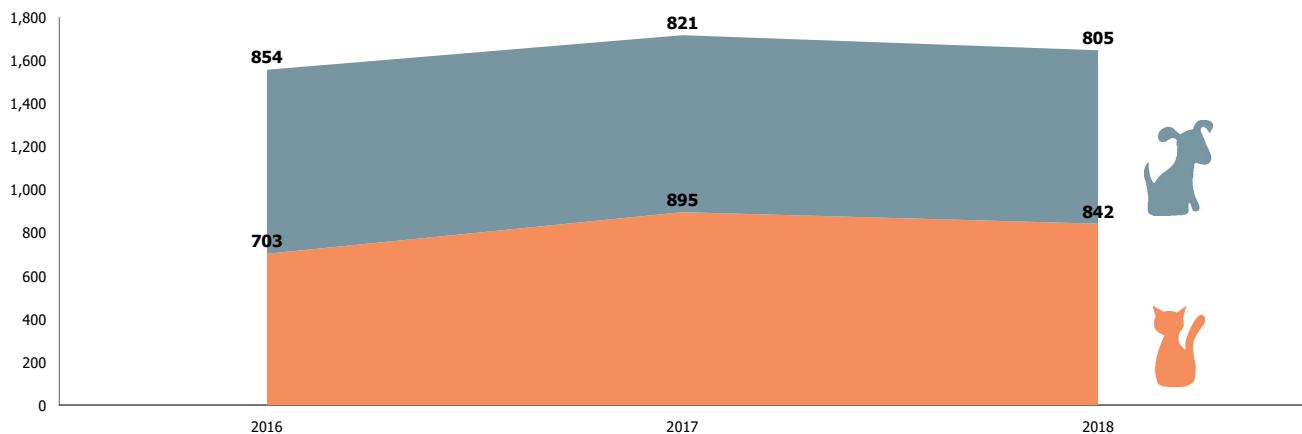


	2016			2017			2018		
	Cat	Dog	Total	Cat	Dog	Total	Cat	Dog	Total
Born in	0	19	19	0	9	9	3	0	3
Owner Surrender	122	162	284	125	174	299	112	186	298
Public Assistance	24	73	97	10	79	89	12	52	64
Stray	557	600	1,157	760	559	1,319	715	567	1,282
Total	703	854	1,557	895	821	1,716	842	805	1,647

Yearly June Intakes by Intake Type



Yearly June Intakes by Animal Type

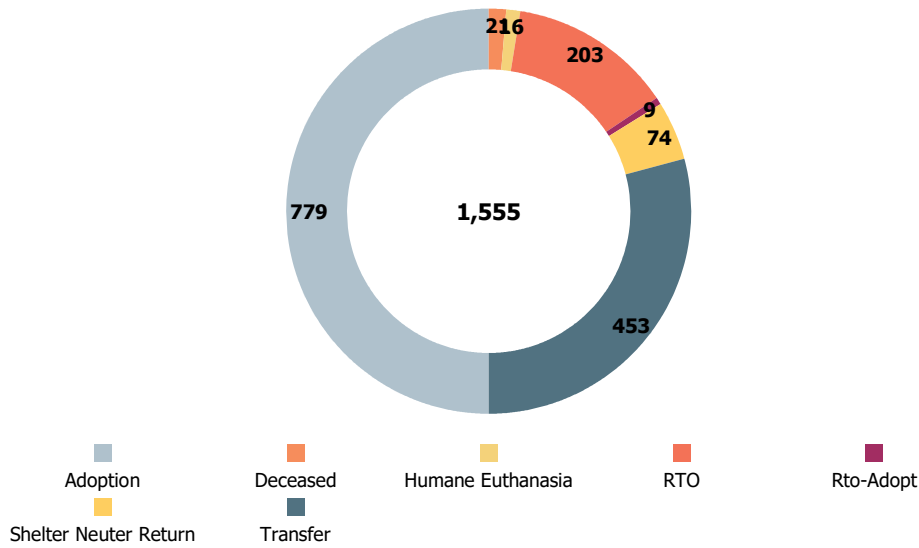


Austin Animal Center June 2018 Outcomes



	Neonatal Kitten	Kitten	Adult Cat	Neonatal Puppy	Puppy	Adult Dog	Total
Adoption	2	314	71	0	187	205	779
Deceased	7	9	3	1	0	1	21
Humane Euthanasia	3	5	2	0	3	3	16
RTO	0	2	13	0	22	166	203
Rto-Adopt	0	0	1	0	2	6	9
Shelter Neuter Return	0	9	65	0	0	0	74
Transfer	156	77	49	6	68	97	453
Total	168	416	204	7	282	478	1,555

Outcomes by Outcome Type



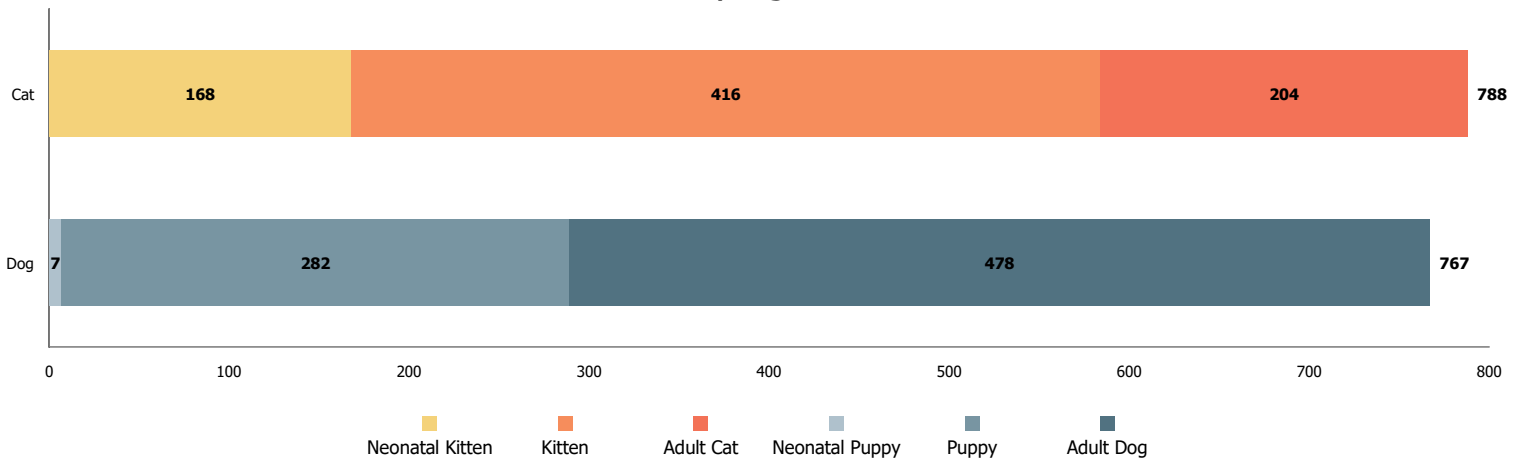
Age Breakdown

Neonatal
 under 6 weeks old

Kitten/Puppy
 6 weeks to under 1 year old

Adult
 at least 1 year old

Outcomes by Age Breakdown

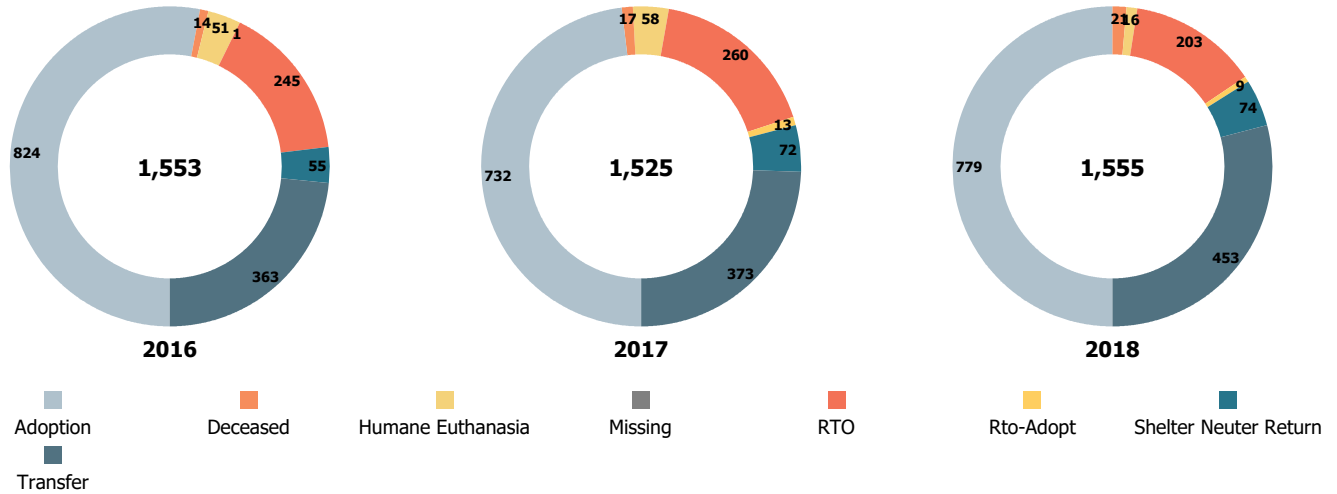


Austin Animal Center June 2016 to 2018 Outcomes

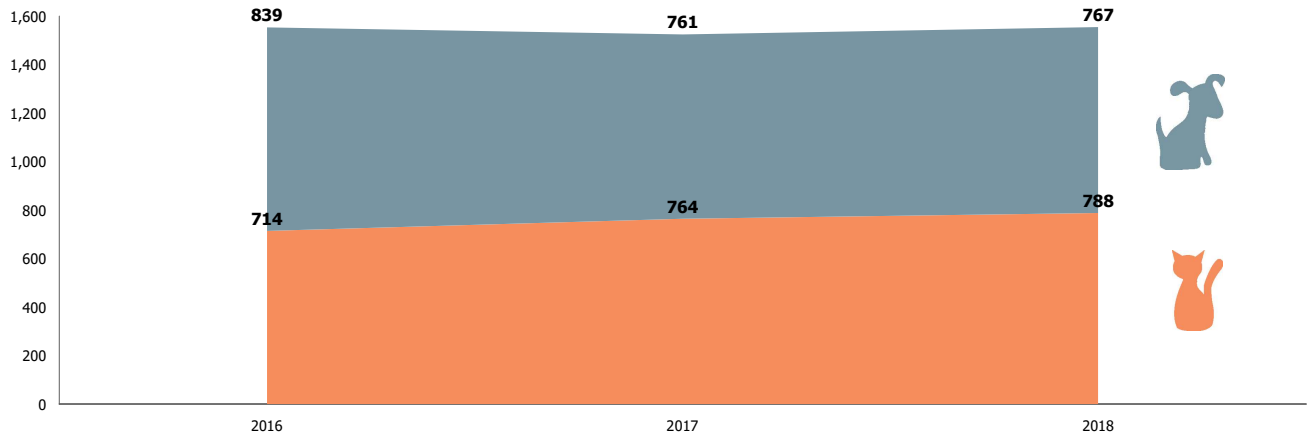


	2016			2017			2018		
	Cat	Dog	Total	Cat	Dog	Total	Cat	Dog	Total
Adoption	381	443	824	375	357	732	387	392	779
Deceased	9	5	14	13	4	17	19	2	21
Humane Euthanasia	31	20	51	46	12	58	10	6	16
Missing	1	0	1	0	0	0	0	0	0
RTO	31	214	245	25	235	260	15	188	203
Rto-Adopt	0	0	0	1	12	13	1	8	9
Shelter Neuter Return	55	0	55	72	0	72	74	0	74
Transfer	206	157	363	232	141	373	282	171	453
Total	714	839	1,553	764	761	1,525	788	767	1,555

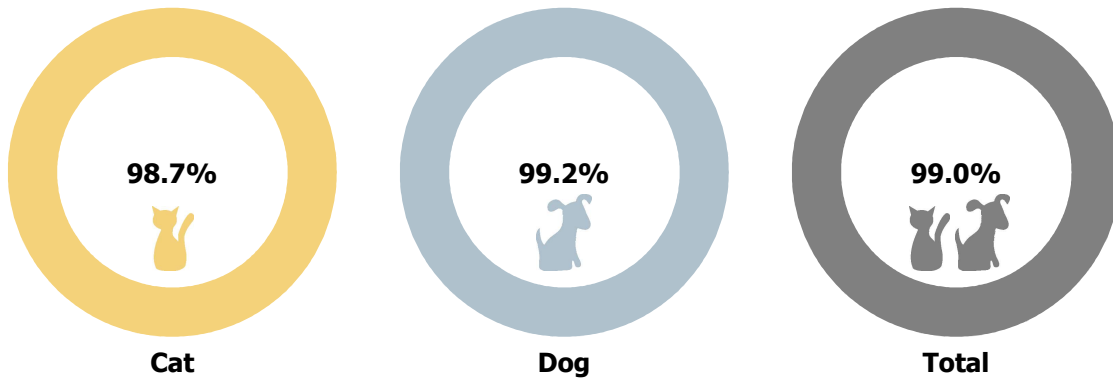
Yearly June Outcomes by Outcome Type



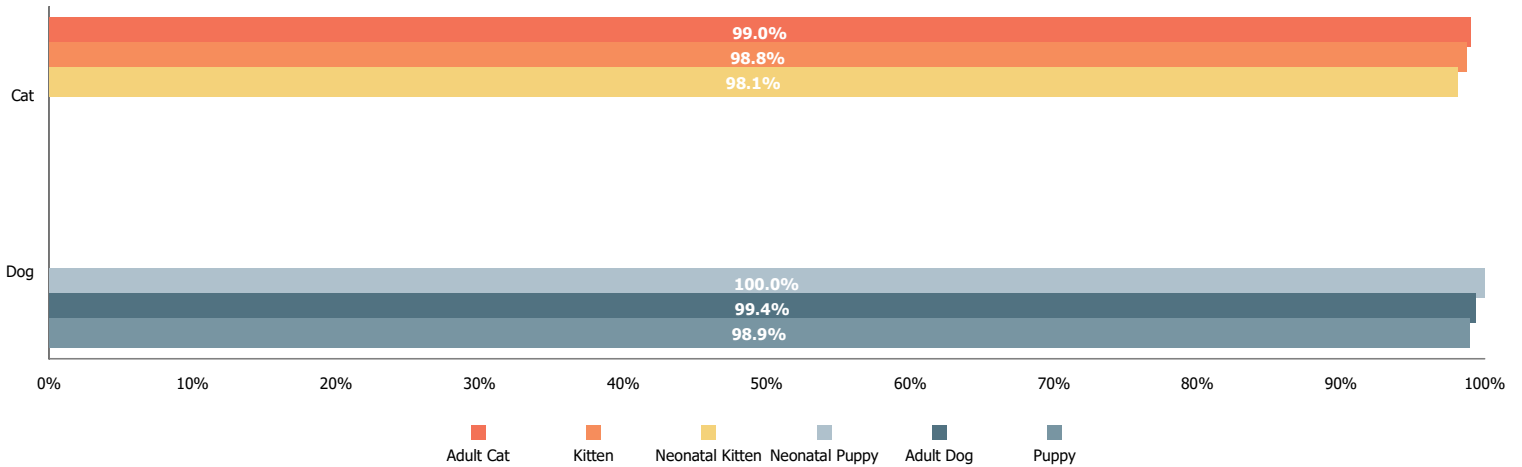
Yearly June Outcomes by Animal Type



Total Live Release Rates



Live Release Rates by Age Breakdown



Yearly June Live Release Rates Compared

