

IMAGINEAUSTON

Vibrant. Livable. Connected.



Imagine Austin 2018 Annual Report

Planning Commission

August 28, 2018



2018 Annual Report

Austin Today

Priority Programs' Progress

Implementation Highlights

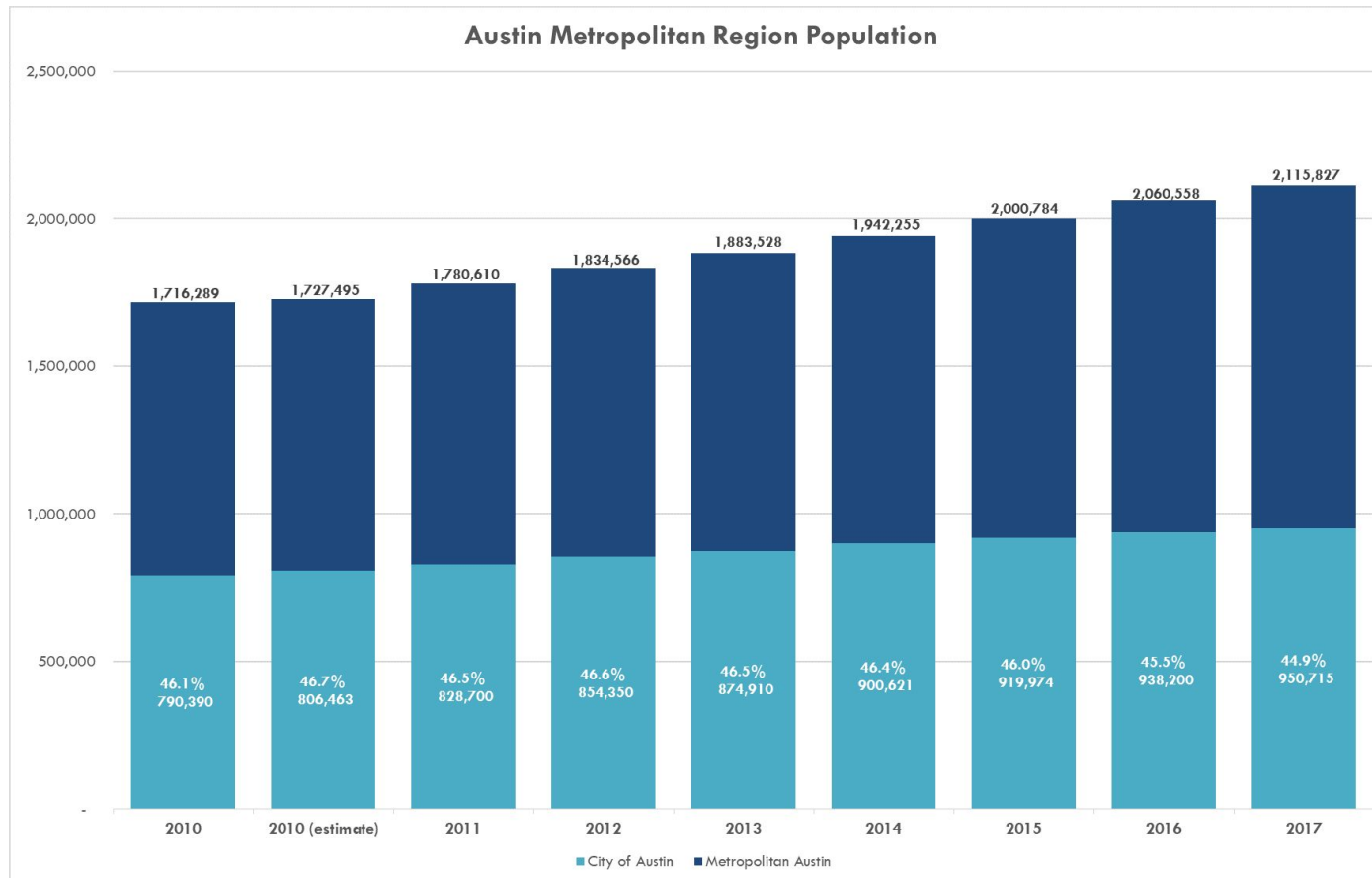
Alignment with Strategic Direction 2023

Lowest Annual Growth Rate in a Decade

The Austin growth rate was 1.3% last year, the **lowest it has been in over a decade**.

City's Share of Regional Growth Continues to Drop

Austin's **share of total metropolitan population growth** has slipped significantly, now sitting at just over 22%.





8 PRIORITY PROGRAMS

invest in a **COMPACT AND CONNECTED** Austin

REVISE Austin's **DEVELOPMENT REGULATIONS** and processes to promote a compact and connected city

use **GREEN INFRASTRUCTURE** to protect environmentally sensitive areas and integrate **NATURE INTO THE CITY**

sustainably manage our **WATER** resources

develop and maintain **HOUSEHOLD AFFORDABILITY** throughout Austin

create a **HEALTHY AUSTIN** program

grow Austin's economy by investing in our **WORKFORCE, EDUCATION SYSTEMS, ENTREPRENEURS, AND LOCAL BUSINESS**

grow and invest in Austin's **CREATIVE ECONOMY**



Compact and Connected

Invest in a compact and connected Austin:

- Mobility solutions
- Capital investments
- Economic development

Program Champion: Mike Trimble, Corridor Program Office

Contributing Departments: Austin Transportation, Planning and Zoning, Public Works, Economic Development, Watershed Protection, Development Services, Corridor Program Office



Compact and Connected

2018 Highlights:

- Corridor Construction Program
- Austin Street Design Guide for All Users
- Austin Strategic Mobility Plan





Compact and Connected

We're Improving

Street Frontage with Sidewalks

Streets with Bike Lanes

Percentage of Trips by Biking

Little to No Change

Intersection Density

Wrong Direction

Developed Land Area

Transit Trips

VMT Per Capita

Percentage of Trips by Walking

% of New Housing Units within Centers and Corridors **

% of New Non-Residential Development within Growth Centers and Corridor**



Revise Development Regulations and Processes

Revise Austin's development regulations and processes to promote a compact and connected city.

Program Champion: Jorge Rousselin, Planning and Zoning

Contributing Departments:

Planning and Zoning, Development Services, Austin Energy, Austin Fire, Austin Transportation, Austin Water, Corridor Program Office, Communications and Public Information Office, Economic Development, Law, Neighborhood Housing and Community Development, Parks and Recreation, Public Works, Watershed Protection



Revise Development Regulations and Processes

On August 9, 2018, the Austin City Council approved a resolution directing the City Manager to develop and propose a new process leading to a Land Development Code that achieves goals set out in the City as outlined in the Imagine Austin Comprehensive Plan, the Strategic Housing Blueprint, the Watershed Protection Master Plan, and the Austin Strategic Direction 2023 Plan.



Sustainably Manage our Water Resources

Water resources are vital to Austin's quality of life and viability as a city.


Focus is on sustainable management of Austin's water resources:

- water, wastewater, reclaimed water
- drainage infrastructure, floodplains
- water quality of lakes, rivers, streams, and aquifers

Coordination and collaboration on water resource management-related efforts from local to regional scale

Program Champions:

Teresa Lutes, Austin Water (AW) and Matt Hollon, Watershed Protection Department (WPD)





Sustainably Manage our Water Resources

2018 Highlights:

- Water Forward Plan Takes Shape
- Water Conservation through Cooling Tower Efficiency
- Kent Butler Summit
- Water Utility Climate Alliance Forum





Sustainably Manage our Water Resources

We're Improving

No Change

Wrong Direction

Development within the
100-year floodplain

None

Development within
Edwards Aquifer zones

Total water pumpage
(GPCD)

Residential Water
Consumption (GPCD)

Environmental integrity
index of stream water
quality



Green Infrastructure and Nature in the City

Manage Austin's urban and natural ecosystems in a coordinated, sustainable manner.

- Continue public investment in green infrastructure
- Incentivize and/or require private investment in green infrastructure
- Maximize ecosystem function and services provided by green infrastructure on city-owned land
- Improve inter-departmental collaboration and coordination in management of city-owned lands

Contributing Departments: Watershed Protection, Planning and Zoning, Development Services, Public Works, Parks and Recreation, Austin Energy, Office of Sustainability, Austin Fire, Real Estate Services, Resource Recovery, Neighborhood Housing and Community Development, Austin Transportation, Building Services, Aviation





Green Infrastructure and Nature in the City

2018 Highlights:

- Climate Resilience Action Plan
- Green Stormwater Infrastructure Report
- Urban Forest Sustainability and Management Review
- Trail Bridge at Congress Avenue





Green Infrastructure and Nature in the City

We're Improving

Community and school
gardens per 1,000 people

**Residents living within
walking distance to
parks****

Amount of permanently
preserved land

**Environmental integrity
index of stream water
quality****

No Change

Tree canopy
coverage

Wrong Direction

None

** shared Strategic Direction 2023 performance metric



Workforce, Education, and Local Business

Continue to Grow Austin's Economy by Investing in:

- Workforce
- Education
- Entrepreneurship
- Local Business

Program Champion: Preston Stewart, Economic Development

Contributing Departments: Economic Development, Planning and Zoning, Parks and Recreation, Austin Public Libraries, Human Resources, Austin Public Health



Workforce, Education, and Local Business

2018 Highlights:

- New Economic Development Policy
- Austin Metro Area Master Community Workforce Plan





Workforce, Education, and Local Business

We're Improving

Unemployment Rate**

- Steady decrease since 2010 highs

Small Business Growth**

- Continued year over year growth since 2009

Too Soon to Say

Ratio of Jobs to Households

- “Jobs Rich”

** shared Strategic Direction 2023 performance metric



Creative Economy

Creativity presents a comprehensive plan for actions that will address sustaining and growing creative industries, facilities, and experiences in Austin.

Addressed the development of arts spaces and creative industries, cultural tourism, live music and multicultural identity.

Program Champion: Laura Esparza, Parks and Recreation

Contributing Departments: Austin Parks and Recreation, Economic Development (three Divisions), Planning and Zoning, Aviation, Austin Library Departments.



Creative Economy

2018 Highlights:

- Expanding partnerships
- ArtistsATX Resource
- Artists Professional Development Training for Public Art





Creative Economy

We're Improving!

- Number of annual cultural contracts applications
- Participation in arts, culture, and small business workshops hosted by the City of Austin
- Overall investment in the arts by the City of Austin





Household Affordability

Supporting Household Affordability throughout Austin

including mortgage/rent, utilities, transportation, and access to daily and weekly needs

Program Champion: Erica Leak, Neighborhood Housing and Community Development (NHCD)

Contributing Departments: NHCD, Austin Energy, Planning and Zoning, Code Department, Economic Development, Transportation



Household Affordability

2018 Highlights:

- Developing an Implementation Plan to Reach Housing Goals
- Analysis of Impediments to Fair Housing Choice
- Tackling Issues of Displacement and Gentrification
- Online Resource for Low and Middle Income Home Seekers





Household Affordability

We're Improving

Median family income**

Number of affordable residential units funded**

No Change

Residential vacancy rate**

Cost-burdened residential units**

Wrong Direction

Median housing values**

Median gross rent

Homeless count**

** shared Strategic Direction 2023 performance metric



Healthy Austin

Focused on three major themes:

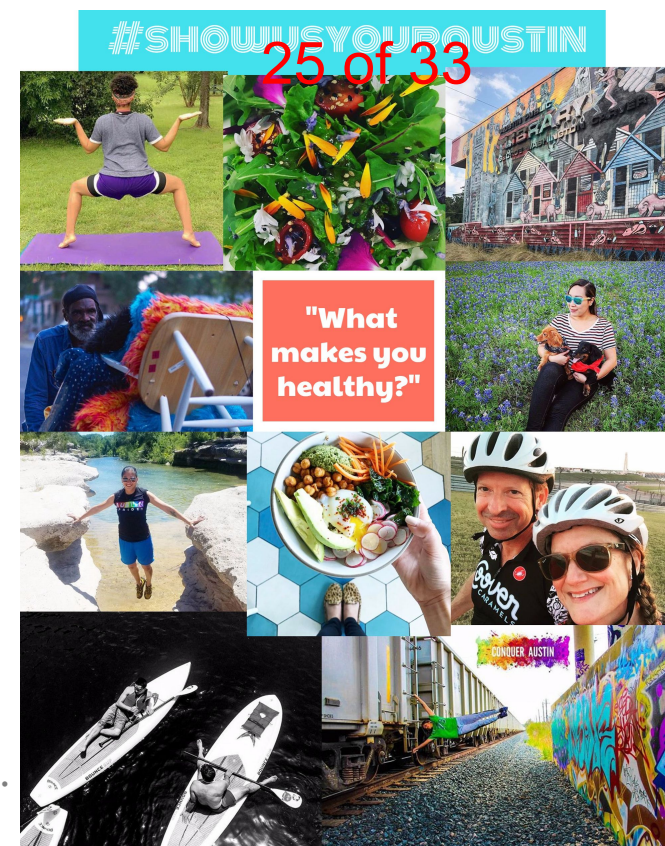
- Healthy Land Use and Transportation
- Healthy Facilities
- Healthy Societies

Health and ability to make healthy choices is directly affected by where we work, live, learn and play.

Improving health through physical activity, recreation, access to healthy foods, strengthening the local food system, tobacco-free living, access to healthcare, and improving the built environment.

Program Champion: Cassandra DeLeon, Austin Public Health

Contributing Depts: Austin Public Health, Economic Development, Neighborhood Housing and Community Development, Office of Sustainability, Parks and Recreation, Planning and Zoning, Austin Transportation





Healthy Austin

2018 Highlights:

- Outdoor Learning Environments
- Stronger Austinites
- Tobacco Free Environments
- Healthy Food Access
 - Community Gardens
 - Fresh for Less





Healthy Austin

We're Improving

Healthcare Coverage**

Property Crime Rate**

Community gardens per 1,000 People

Little to No Change

Tobacco Use and Smoking

Physical Activity

Violent Crime Rate**

Wrong Direction

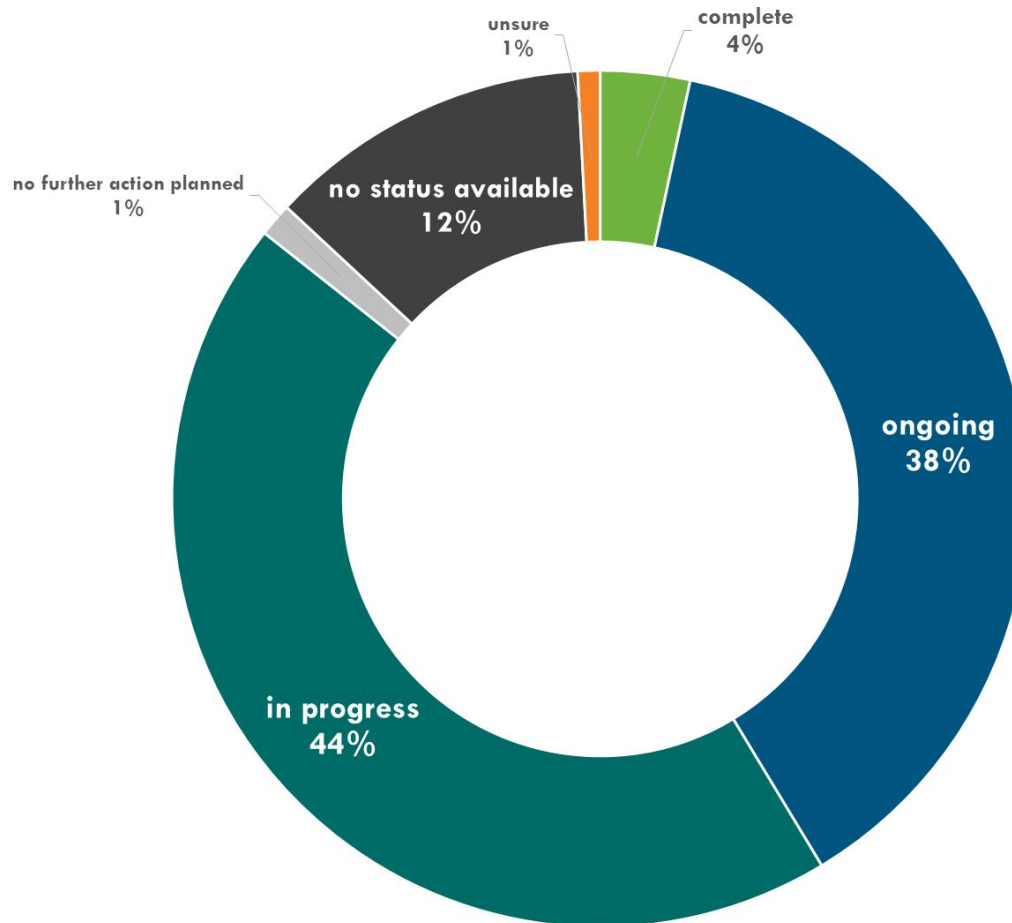
Obesity

Cardiovascular Disease**

Diabetes

** shared Strategic Direction 2023 performance metric

Action Matrix



Implementation Highlights

Imagine Austin Speaker Series


- Power UP! Placemaking Through Art and Renewable Energy
- Texas Next: Beyond the Miracle and Boom
- Tackling the Issues: Household Affordability, Displacement, and Gentrification
- Building Community Resilience



Education and Engagement

Austin Central Library

- Compact + Connected
2nd Street Extension
Butterfly Bridge
- Prosperous + Equitable
partnerships for entrepreneur engagement
small business workshops
- Natural + Sustainable
innovative on-site water
lower shoal creek improvements



Capital Investments

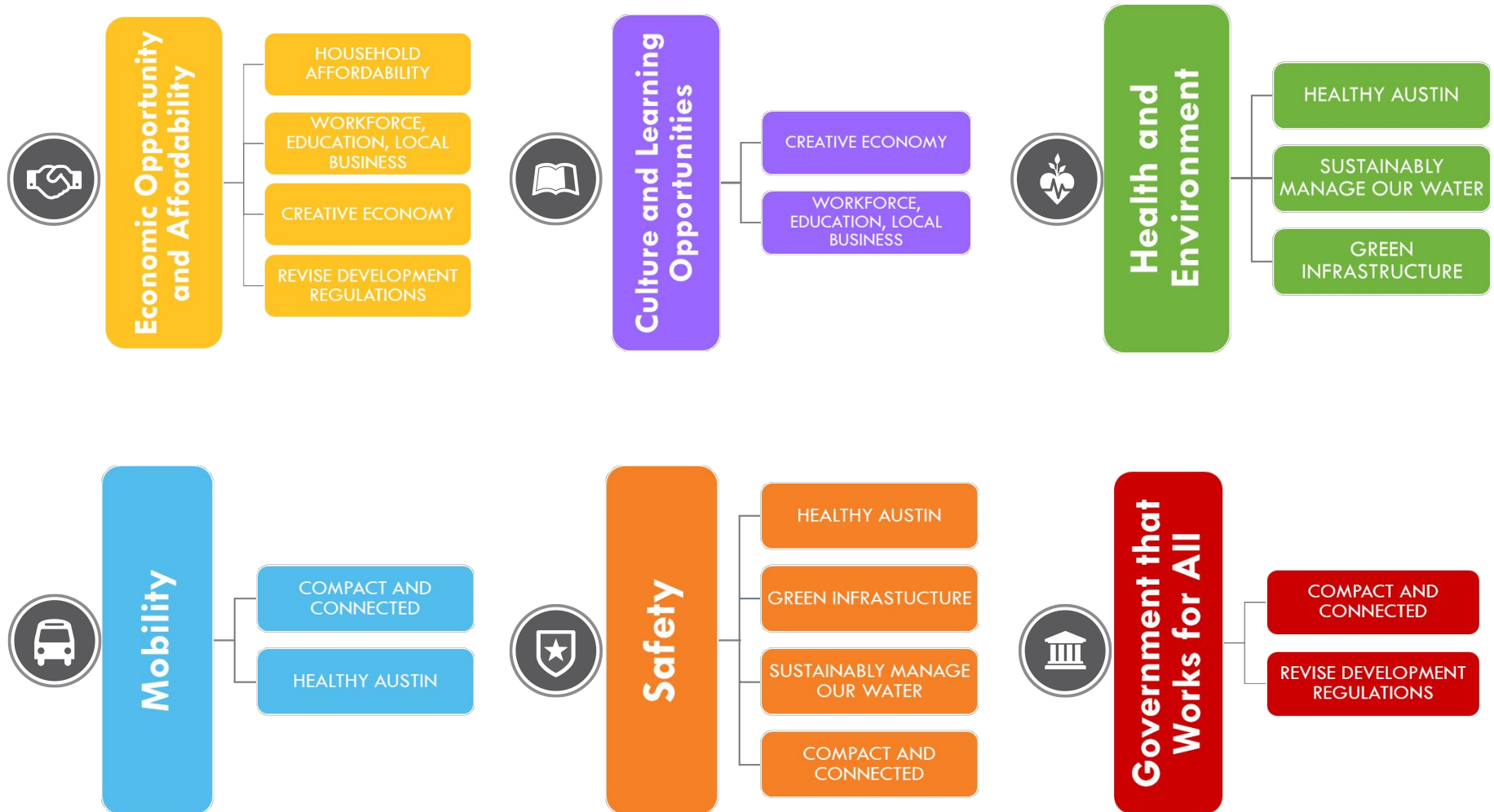
Strategic Direction 2023



Internal Alignment

Austin Strategic Direction 2023

relationship between Strategic Outcomes and Priority Programs



Austin is a beacon of sustainability, social equity, and economic opportunity; where diversity and creativity are celebrated; where community needs and values are recognized; where leadership comes from its citizens, and where the necessities of life are affordable and accessible to all.

- from the Imagine Austin vision

