



AIRPORT ADVISORY COMMISSION MEETING
TUESDAY, November 13, 2018 AT 5:00 PM
ROOM No. 174-A
2716 SPIRIT OF TEXAS DRIVE
AUSTIN, TEXAS

AGENDA

CURRENT BOARD MEMBERS:

Mike Rodriguez, Chair
Vicky Sepulveda
Billy Owens
Ernest Saulmon

Bradley Tegeler, Vice Chair
John Walewski
Jeremy Hendricks
Eugene Sepulveda

Michael Watry, Secretary
Frank Maldonado
Thomas Thies

AGENDA

CALL TO ORDER

1. CITIZEN COMMUNICATION: GENERAL

Speakers signed up prior to the meeting being called to order will each be allowed a three-minute allotment to address their concerns regarding items not posted on the agenda.

2. APPROVAL OF MINUTES –

a) October 9, 2018

3. DEPARTMENT OF AVIATION STAFF BRIEFINGS, REPORTS, AND PRESENTATIONS

a) Finance & Operations Reports for Fiscal Year 2018 to date.
(David Arthur, Assistant Director)

b) Planning & Engineering Capital Improvement Project Monthly Status Reports.
(Project Manager Supervisor Lyn Estabrook)

c) Airport Tenant Updates.
(Francisco “Kiko” Garza, Div. Manager, Properties, Advertising, & Bus. Dev.)

d) Ground Transportation Staging Area (GTSA) Monthly Update & Overview of the New Ground Transportation Center (GTC) for passenger pick-ups by Transportation Network Companies and Taxis.
(Carlton Thomas, Airport Landside Operations Manager)

4. FOR RECOMMENDATION

- a) Approve Airport Advisory Commission Meeting dates for 2019.
- b) Authorize negotiation and execution of a cooperative contract with EST Group, LLC (WBE), to provide storage capacity for the security video management system to include installation and configuration, in an amount not to exceed \$794,000.

(Note: This procurement was reviewed for subcontracting opportunities in accordance with City Code Chapter 2-9C Minority Owned and Women Owned Business Enterprise Procurement Program. For the [goods and services] required for this procurement, there were no subcontracting opportunities; therefore, no subcontracting goals were established).

- c) Authorize additional contingency funding for the construction contract with Central Road and Utility, Ltd. dba CRU, Ltd. (MBE), for the Tracon Building Stormwater Improvements project in the amount of \$225,000 for a total contract amount not to exceed 2,293,240.00. (District 2)

(Note: This request is for additional contingency funding only. MBE/WBE goals will be established if a change order is requested.)

- d) Approve additional funding for the amount of \$2,651,753 for professional design fees for M. ARTHUR GENSLER, JR. and ASSOCIATES INC., dba GENSLER to provide additional professional services for the Austin Bergstrom International Airport Terminal/Apron Expansion and Improvements Project, and a contingency of \$348,247 for a total contract amount not to exceed \$41,457,000.

5. NEW BUSINESS

- a) Airport Tour

Monday, November 19, 2018 9:30 a.m. – 11:00 a.m.

6. OLD BUSINESS (updates)

Status of action items upon which the Commission has made a recommendation to Council.
(Please note the progress of the following items)

Authorize award and execution of a construction contract with Gadberry Construction Company, Inc., for the ABIA Campus HVAC Improvements project in the amount of \$1,424,000 plus a \$142,400 contingency, for a total contract amount not to exceed \$1,566,400. (District 2)

(Note: This contract will be awarded in compliance with City Code Chapter 2-9A (Minority Owned and Women Owned Business Enterprise Procurement Program) by meeting the goals with 5.39% MBE and 4.78% WBE participation.) [Item went to City Council, November 1, 2018 and passed]

Approve a resolution authorizing acceptance of grants from the Federal Aviation Administration, the Department of Homeland Security, and other state and federal agencies to the City of Austin, Department of Aviation, for Austin-Bergstrom International Airport for Fiscal Year 2018-2019 in an amount not to exceed \$30,000,000.

Grant reimbursement will apply to projects in the Fiscal Year 2018-2019 Approved Capital and/or Operating Budgets of the Aviation Department. Grant funds will be placed in the Airport Capital Fund, the ABIA Improvement Funds and/or the ABIA Operating Fund. **[Item to go to City Council, November 15, 2018]**

Authorize additional funding for the Austin Bergstrom International Airport (ABIA) Parking Garage and Administration Offices Construction Manager-At-Risk contract with Austin Commercial, LP for a revised contractual Construction Cost Limitation not to exceed amount of \$236,200,000. **[Item to go to City Council, November 15, 2018.]**

Authorize release and approval of the Austin-Bergstrom International Airport 2040 Master Plan to the Federal Aviation Administration (FAA) for their approval of the Master Plan and the Airport Layout Plan. **[Item went to City Council, November 1, 2018 and passed.]**

7. CONFIRM MEETING DATE AND PLACE AGENDA ITEMS FOR NEXT COMMISSION MEETING

Date of next meeting: December 4, 2018

ADJOURNMENT

The City of Austin is committed to compliance with the Americans with Disabilities Act. Reasonable modifications and equal access to communications will be provided upon request. Meeting locations are planned with wheelchair access. If requiring Sign Language Interpreters or alternative formats, please give notice at least 2 days before the meeting date. Please call Becky Nagel, Aviation Department, at (512) 530-6614 for additional information; TTY users route through Relay Texas at 711.

For more information on the Airport Advisory Commission, please contact Susana Carbajal at (512) 530-6364.

The Commission may go into a closed session as permitted by the Texas Open Meetings Act, (Chapter 551 of the Texas Government Code) regarding any item on the agenda.



**AIRPORT ADVISORY COMMISSION
REGULAR MEETING MINUTES
TUESDAY, October 9, 2018**

The Airport Advisory Commission convened in a regular meeting on Tuesday, October 9, 2018, in Room 174-A of the Department of Aviation Planning & Engineering Building, 2716 Spirit of Texas Drive, in Austin, Texas.

CALL TO ORDER

Mike Rodriguez, Chair called the Commission Meeting to order at 5:00 p.m.

Commission Members in Attendance:

Mike Rodriguez, Chair
Ernest Saulmon
Bradley Tegeler
Vicky Sepulveda
Thomas Thies

Michael Watry
Frank Maldonado
Eugene Sepulveda
Jeremy Hendricks

Commission Members Absent:

John Walewski
Billy Owens

Aviation Staff in Attendance:

Susana Carbajal
Francisco Garza
Lyn Estabrook
Bryce Dubee
Ammie Calderon
Becky Nagel
Carlton Thomas
Shane Harbison
Loren Lintner
Kane Carpenter
Kristen Mullane
Joe Mercer

David Arthur
Paul Greiner
Jennifer Williams
Raquel Orta
Shane Harbison
Tao Zoe
Ellen Brandt
Robert Mercardo
Rohini Kumarage
Barbara Beeson
Anthony Garcia

Others Present:

Grayson Cox - KSA
Steven Real - AECOM

Martha Donovan - COA PWD
Josh Crawford - Garver

Clayton Singleton - RS&H
Broutin Sherrill - RS&H
Matt Leiner - Atkins
Simon Orta - COA CSD

Craig Clairmont - KSA
Garrett Cox - COA CCO
John Fuller - Woolport
Perry Havenar - AECOM

1. CITIZENS COMMUNICATIONS:

None

2. APPROVAL OF MINUTES

The minutes from the meeting of September 11, 2018 were approved on Commission Member Bradley Tegeler's motion, Commission Member Ernie Saulmon seconds on a vote. Motion passed on a 9-0-0-2 vote. Commission Members John Walewski, and Billy Owens were absent.

3. STAFF BRIEFING, REPORTS AND PRESENTATIONS

- a) Finance & Operations Reports for Fiscal Year 2018 to date.
The presentation was made by David Arthur, Assistant Director, Department of Aviation.
- b) Airport Tenant Updates.
The presentation was made by Francisco Garza, Department of Aviation.
- c) Ground Transportation Staging Area (GTSA) Monthly Update.
The presentation was made by Carlton Thomas, Airport Landside Access Manager, Department of Aviation.

4. FOR RECOMMENDATION

- a) Authorize award and execution of a construction contract with Gadberry Construction Company, Inc., for the ABIA Campus HVAC Improvements project in the amount of \$1,424,000 plus a \$142,400 contingency, for a total contract amount not to exceed \$1,566,400. (District 2)

(Note: This contract will be awarded in compliance with City Code Chapter 2-9A (Minority Owned and Women Owned Business Enterprise Procurement Program) by meeting the goals with 5.39% MBE and 4.78% WBE participation.)

A motion to approve was made by Commission Member Ernest Saulmon's motion and Commission Member Frank Maldonado second's. Motion passed on a 9-0-0-2 vote. Commission Members John Walewski and Billy Owens were absent.

- b) Approve a resolution authorizing acceptance of grants from the Federal Aviation Administration, the Department of Homeland Security, and other state and federal agencies to the City of Austin, Department of Aviation, for Austin-Bergstrom International Airport for Fiscal Year 2018-2019 in an amount not to exceed \$30,000,000.

Grant reimbursement will apply to projects in the Fiscal Year 2018-2019 Approved Capital and/or Operating Budgets of the Aviation Department. Grant funds will be placed in the Airport Capital Fund, the ABIA Improvement Funds and/or the ABIA Operating Fund.

A motion to approve was made by Commission Member Michael Watry's motion and Commission Member Jeremy Hendricks second's. Motion passed on a 9-0-0-2 vote. Commission Members John Walewski and Billy Owen's were absent.

- c) Authorize additional funding for the Austin Bergstrom International Airport (ABIA) Parking Garage and Administration Offices Construction Manager-At-Risk contract with Austin Commercial, LP for a revised contractual Construction Cost Limitation not to exceed amount of \$236,200,000.

A motion to approve was made by Commission Member Frank Maldonado's motion and Commission Member Ernest Saulmon second's. Motion passed on a 9-0-0-2 vote. Commission Members John Walewski and Billy Owen's were absent.

- d) Authorize release and approval of the Austin-Bergstrom International Airport 2040 Master Plan to the Federal Aviation Administration (FAA) for their approval of the Master Plan and the Airport Layout Plan.

A motion to approve was made by Commission Member Ernest Saulmon's motion and Commission Member Bradley Tegeler second's. Motion passed on a 8-0-1-2 vote. Commission Members John Walewski and Billy Owen's were absent on this vote and Commission Member Michael Watry chose to abstain.

5. OLD BUSINESS (updates)

Status of action items upon which the Commission has made a recommendation to Council.
(Please note the progress of the following items)

Authorize negotiation and execution of an amendment to the professional services agreement with KSA Engineers, Inc; Reynolds, Smith, and Hills, Inc; and Atkins North America, Inc for the 2015 ABIA Architectural and Engineering Services RL in the amount of \$3,000,000 for a total contract amount not to exceed \$13,500,000 divided among the three firms.

[This amendment will be awarded in compliance with City Code 2-9B (Minority Owned and Women Owned Business Enterprise Procurement Program). Current participation to date is 21.77% MBE and 8.78% WBE.] **[Item is to go to City Council, October 18, 2018.]**

Authorize negotiation and execution of an agreement between the City of Austin and the U.S. Customs and Border Protection for data, information technology, and electrical equipment and installation required for the performance of the Federal Inspections Services facility at Austin-Bergstrom International Airport in the amount of \$70,968.58, plus a contingency of \$10,000, for a total contract amount not to exceed \$80,968.58. **[Item went to City Council, October 4, 2018 and passed.]**

Authorize negotiation and execution of a contract with Transnorm System Inc., for Transnorm baggage handling system conveyor parts and maintenance training, for a term of five years in an amount not to exceed \$2,225,000.

(Note: Sole source contracts are exempt from the City Code Chapter 2-9D Minority Owned and Women Owned Business Enterprise Procurement Program; therefore, no subcontracting goals were established). **[Item went to City Council, October 4, 2018 and passed.]**

6. CONFIRM MEETING DATE AND PLACE AGENDA ITEMS FOR NEXT COMMISSION MEETING

Date of next meeting: November 13, 2018

ADJOURN

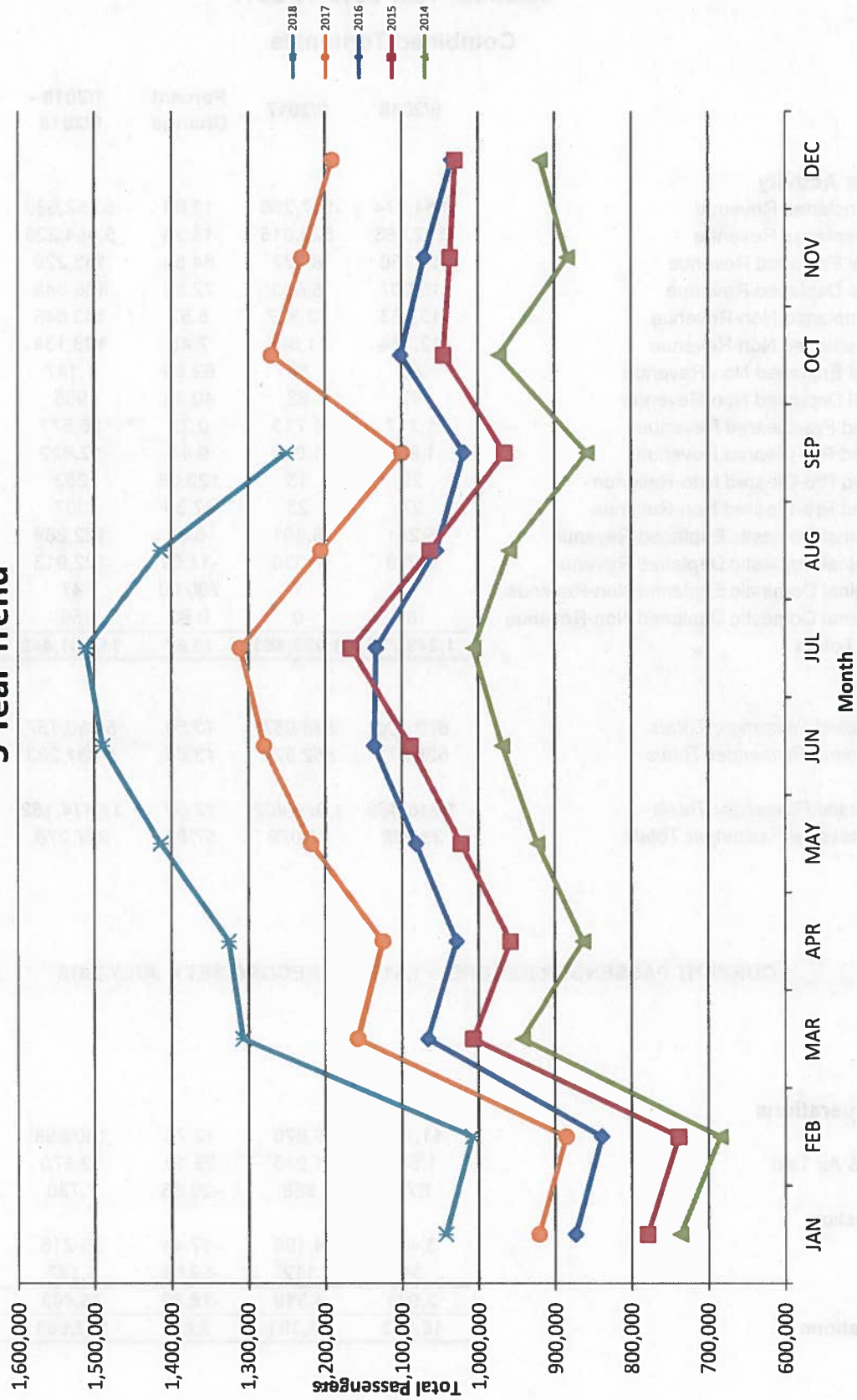
Mike Rodriguez, Chair adjourned the meeting at 6:25 p.m.

The City of Austin is committed to compliance with the Americans with Disabilities Act. Reasonable modifications and equal access to communications will be provided upon request. Meeting locations are planned with wheelchair access. If requiring Sign Language Interpreters or alternative formats, please give notice at least 2 days before the meeting date. Please call Ammie Calderon, Aviation Department, at (512) 530-6605 for additional information; TTY users route through Relay Texas at 711.

For more information on the Airport Advisory Commission, please contact Susana Carbajal at (512) 530-6364.

The Commission may go into a closed session as permitted by the Texas Open Meetings Act, (Chapter 551 of the Texas Government Code) regarding any item on the agenda.

AUSTIN PASSENGER TRAFFIC **5 Year Trend**



**Austin-Bergstrom International Airport
Aviation Activity Report
Calendar Year 2018 vs 2017**

Combined Terminals

	9/2018	9/2017	Percent Change	1/2018 - 9/2018	1/2017 - 9/2017	Percent Change
ABIA						
Total Passenger Activity						
Domestic Enplaned Revenue	584,974	517,266	13.09	5,452,639	4,794,893	13.72
Domestic Deplaned Revenue	592,853	523,015	13.35	5,454,228	4,772,423	14.29
International Enplaned Revenue	14,350	8,722	64.53	153,229	111,451	37.49
International Deplaned Revenue	15,007	8,680	72.89	156,848	112,276	39.70
Domestic Enplaned Non-Revenue	13,383	12,327	8.57	133,846	121,962	9.74
Domestic Deplaned Non-Revenue	12,784	11,894	7.48	128,134	116,184	10.29
International Enplaned Non-Revenue	88	54	62.96	1,147	887	29.31
International Deplaned Non-Revenue	87	62	40.32	965	757	27.48
Intl Enplaned Pre-Cleared Revenue	1,717	1,713	0.23	16,677	14,887	12.02
Intl Deplaned Pre-Cleared Revenue	1,983	1,812	9.44	17,822	15,643	13.93
Intl Enplaned Pre-Cleared Non-Revenue	29	13	123.08	283	201	40.80
Intl Deplaned Pre-Cleared Non-Revenue	27	23	17.39	307	214	43.46
South Terminal Domestic Enplaned Revenue	6,251	6,861	-8.89	122,289	69,143	76.86
South Terminal Domestic Deplaned Revenue	6,228	7,038	-11.51	122,913	68,877	78.45
South Terminal Domestic Enplaned Non-Revenue	8	1	700.00	47	37	27.03
South Terminal Domestic Deplaned Non-Revenue	8	0	0.00	66	13	407.69
ABIA Passenger Totals	1,249,777	1,099,481	13.67	11,761,440	10,199,848	15.31
 <i>ABIA Enplaned Passenger Totals</i>	 620,800	 546,957	 13.50	 5,880,157	 5,113,461	 14.99
<i>ABIA Deplaned Passenger Totals</i>	628,977	552,524	13.84	5,881,283	5,086,387	15.63
 <i>ABIA Domestic Passenger Totals</i>	 1,216,489	 1,078,402	 12.80	 11,414,162	 9,943,532	 14.79
<i>ABIA International Passenger Totals</i>	33,288	21,079	57.92	347,278	256,316	35.49

CURRENT PASSENGER RECORD = 1,511,634 RECORD SET = JULY 2018

Total Aircraft Operations

Air Carrier	11,128	9,870	12.75	100,658	91,765	9.69
Commuter & Air Taxi	1,555	1,243	25.10	12,878	11,014	16.92
Military	679	968	-29.86	7,730	7,575	2.05
General Aviation						
Itinerant	3,466	4,198	-17.44	35,216	36,920	-4.62
Local	34	112	-69.64	1,187	1,979	-40.02
Total G.A.	3,500	4,310	-18.79	36,403	38,899	-6.42
Total Operations	16,862	16,391	2.87	157,669	149,253	5.64

**Austin-Bergstrom International Airport
Aviation Activity Report
Calendar Year 2018 vs 2017**

By Terminal

	9/2018	9/2017	Percent Change	1/2018 - 9/2018	1/2017 - 9/2017	Percent Change
<u>Barbara Jordan Terminal (BJT)</u>						
Passenger Activity						
Domestic Enplaned Revenue	584,974	517,266	13.09	5,452,639	4,794,893	13.72
Domestic Deplaned Revenue	592,853	523,015	13.35	5,454,228	4,772,423	14.29
International Enplaned Revenue	14,350	8,722	64.53	153,229	111,451	37.49
International Deplaned Revenue	15,007	8,680	72.89	156,848	112,276	39.70
Domestic Enplaned Non-Revenue	13,383	12,327	8.57	133,846	121,962	9.74
Domestic Deplaned Non-Revenue	12,784	11,894	7.48	128,134	116,184	10.29
International Enplaned Non-Revenue	88	54	62.96	1,147	887	29.31
International Deplaned Non-Revenue	87	62	40.32	965	757	27.48
Intl Enplaned Pre-Cleared Revenue	1,717	1,713	0.23	16,677	14,887	12.02
Intl Deplaned Pre-Cleared Revenue	1,983	1,812	9.44	17,822	15,643	13.93
Intl Enplaned Pre-Cleared Non-Revenue	29	13	123.08	283	201	40.80
Intl Deplaned Pre-Cleared Non-Revenue	27	23	17.39	307	214	43.46
Barbara Jordan Terminal Passenger Totals	1,237,282	1,085,581	13.97	11,516,125	10,061,778	14.45
<i>BJT Enplaned Passenger Totals</i>	<i>614,541</i>	<i>540,095</i>	<i>13.78</i>	<i>5,757,821</i>	<i>5,044,281</i>	<i>14.15</i>
<i>BJT Deplaned Passenger Totals</i>	<i>622,741</i>	<i>545,486</i>	<i>14.16</i>	<i>5,758,304</i>	<i>5,017,497</i>	<i>14.76</i>
<i>BJT Domestic Passenger Totals</i>	<i>1,203,994</i>	<i>1,064,502</i>	<i>13.10</i>	<i>11,168,847</i>	<i>9,805,462</i>	<i>13.90</i>
<i>BJT International Passenger Totals</i>	<i>33,288</i>	<i>21,079</i>	<i>57.92</i>	<i>347,278</i>	<i>256,316</i>	<i>35.49</i>
 <u>South Terminal (ST)</u>						
Passenger Activity						
South Terminal Domestic Enplaned Revenue	6,251	6,861	-8.89	122,289	69,143	76.86
South Terminal Domestic Deplaned Revenue	6,228	7,038	-11.51	122,913	68,877	78.45
South Terminal Domestic Enplaned Non-Revenue	8	1	700.00	47	37	27.03
South Terminal Domestic Deplaned Non-Revenue	8	0	0.00	66	13	407.69
South Terminal Passenger Totals	12,495	13,900	-10.11	245,315	138,070	77.67
<i>ST Enplaned Passenger Totals</i>	<i>6,259</i>	<i>6,862</i>	<i>-8.79</i>	<i>122,336</i>	<i>69,180</i>	<i>76.84</i>
<i>ST Deplaned Passenger Totals</i>	<i>6,236</i>	<i>7,038</i>	<i>-11.40</i>	<i>122,979</i>	<i>68,890</i>	<i>78.52</i>

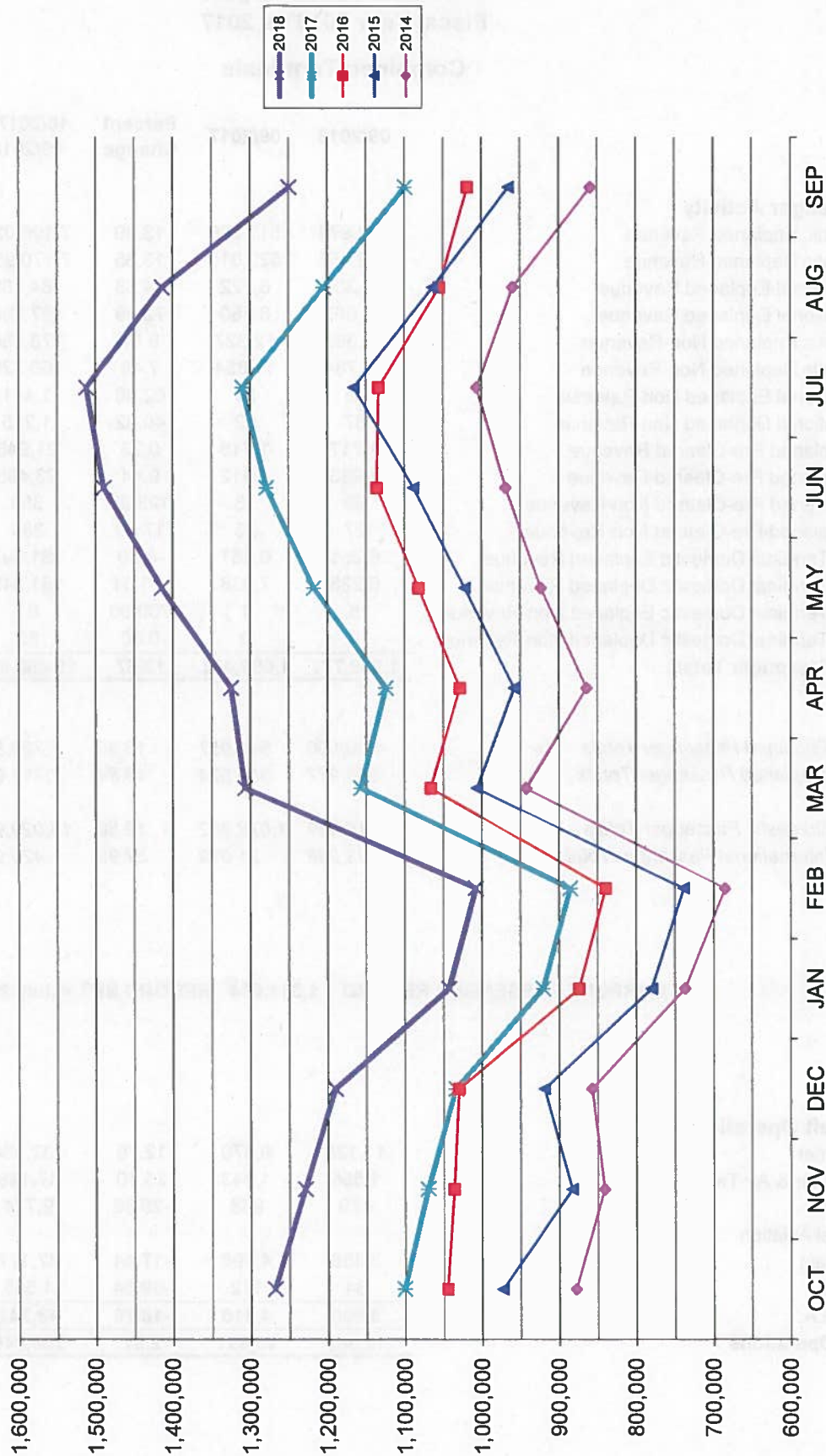
**Austin-Bergstrom International Airport
Aviation Activity Report
Calendar Year 2018 vs 2017**

	9/2018	9/2017	Percent Change	1/2018 - 9/2018	1/2017 - 9/2017	Percent Change
<u>Total Cargo Activity</u>						
Mail						
Domestic Enplaned Mail	244,037	183,558	32.95	1,826,699	1,739,002	5.04
Domestic Deplaned Mail	390,422	387,830	0.67	3,759,693	3,320,216	13.24
International Enplaned Mail	0	0	0.00	0	0	0.00
International Deplaned Mail	0	0	0.00	0	2	-100.00
South Terminal-Intl Enplaned Mail	0	0	0.00	0	0	0.00
South Terminal-Intl Deplaned Mail	0	0	0.00	0	0	0.00
Mail Totals	634,459	571,388	11.04	5,586,392	5,059,220	10.42
Cargo						
Domestic Enplaned Cargo	4,796,176	6,314,785	-24.05	44,377,210	46,799,576	-5.18
Domestic Deplaned Cargo	6,919,186	7,206,354	-3.98	61,572,919	63,260,529	-2.67
International Enplaned Cargo	442,983	519,111	-14.67	5,250,897	5,904,906	-11.08
International Deplaned Cargo	91,384	900,853	-89.86	2,125,832	3,628,959	-41.42
South Terminal-Intl Enplaned Cargo	0	0	0.00	0	0	0.00
South Terminal-Intl Deplaned Cargo	0	0	0.00	0	0	0.00
Cargo Totals	12,249,729	14,941,103	-18.01	113,326,858	119,593,970	-5.24
Belly Freight						
Domestic Enplaned Belly Freight	303,695	290,805	4.43	2,725,009	2,496,653	9.15
Domestic Deplaned Belly Freight	503,569	496,065	1.51	4,398,562	4,582,764	-4.02
International Enplaned Belly Freight	283,732	230,364	23.17	2,456,181	2,061,702	19.13
International Deplaned Belly Freight	560,784	729,001	-23.08	5,206,613	6,415,879	-18.85
South Terminal-Intl Enplaned Belly Freight	0	0	0.00	0	0	0.00
South Terminal-Intl Deplaned Belly Freight	0	0	0.00	0	0	0.00
Belly Freight Totals	1,651,780	1,746,235	-5.41	14,786,365	15,556,998	-4.95
Cargo Totals (Mail, Cargo, Belly Freight)	14,535,968	17,258,726	-15.78	133,699,615	140,210,188	-4.64
<i>Enplaned Cargo Totals</i>	<i>6,070,623</i>	<i>7,538,623</i>	<i>-19.47</i>	<i>56,635,996</i>	<i>59,001,839</i>	<i>-4.01</i>
<i>Deplaned Cargo Totals</i>	<i>8,465,345</i>	<i>9,720,103</i>	<i>-12.91</i>	<i>77,063,619</i>	<i>81,208,349</i>	<i>-5.10</i>
<i>Domestic Cargo Totals</i>	<i>13,157,085</i>	<i>14,879,397</i>	<i>-11.58</i>	<i>118,660,092</i>	<i>122,198,740</i>	<i>-2.90</i>
<i>International Cargo Totals</i>	<i>1,378,883</i>	<i>2,379,329</i>	<i>-42.05</i>	<i>15,039,523</i>	<i>18,011,448</i>	<i>-16.50</i>

CURRENT CARGO RECORD = 40,215,518

RECORD SET = MARCH 2001

AUSTIN PASSENGER TRAFFIC
5 Year Trend



**Austin-Bergstrom International Airport
Aviation Activity Report
Fiscal Year 2018 vs 2017**

Combined Terminals

	09/2018	09/2017	Percent Change	10/2017 - 09/2018	10/2016 - 09/2017	Percent Change
ABIA						
Total Passenger Activity						
Domestic Enplaned Revenue	584,974	517,266	13.09	7,196,031	6,345,196	13.41
Domestic Deplaned Revenue	592,853	523,015	13.35	7,170,956	6,298,278	13.86
International Enplaned Revenue	14,350	8,722	64.53	184,789	139,589	32.38
International Deplaned Revenue	15,007	8,680	72.89	187,280	139,761	34.00
Domestic Enplaned Non-Revenue	13,383	12,327	8.57	173,586	153,578	13.03
Domestic Deplaned Non-Revenue	12,784	11,894	7.48	166,329	146,927	13.21
International Enplaned Non-Revenue	88	54	62.96	1,441	1,090	32.20
International Deplaned Non-Revenue	87	62	40.32	1,215	946	28.44
Intl Enplaned Pre-Cleared Revenue	1,717	1,713	0.23	21,948	20,205	8.63
Intl Deplaned Pre-Cleared Revenue	1,983	1,812	9.44	23,495	21,585	8.85
Intl Enplaned Pre-Cleared Non-Revenue	29	13	123.08	358	270	32.59
Intl Deplaned Pre-Cleared Non-Revenue	27	23	17.39	384	271	41.70
South Terminal Domestic Enplaned Revenue	6,251	6,861	-8.89	161,597	69,143	133.71
South Terminal Domestic Deplaned Revenue	6,228	7,038	-11.51	161,345	68,877	134.25
South Terminal Domestic Enplaned Non-Revenue	8	1	700.00	61	37	64.86
South Terminal Domestic Deplaned Non-Revenue	8	0	0.00	82	13	530.77
ABIA Passenger Totals	1,249,777	1,099,481	13.67	15,450,897	13,405,766	15.26
<i>ABIA Enplaned Passenger Totals</i>	<i>620,800</i>	<i>546,957</i>	<i>13.50</i>	<i>7,739,811</i>	<i>6,729,108</i>	<i>15.02</i>
<i>ABIA Deplaned Passenger Totals</i>	<i>628,977</i>	<i>552,524</i>	<i>13.84</i>	<i>7,711,086</i>	<i>6,676,658</i>	<i>15.49</i>
<i>ABIA Domestic Passenger Totals</i>	<i>1,216,489</i>	<i>1,078,402</i>	<i>12.80</i>	<i>15,029,987</i>	<i>13,082,049</i>	<i>14.89</i>
<i>ABIA International Passenger Totals</i>	<i>33,288</i>	<i>21,079</i>	<i>57.92</i>	<i>420,910</i>	<i>323,717</i>	<i>30.02</i>

CURRENT PASSENGER RECORD = 1,511,634 RECORD SET = July 2018

Total Aircraft Operations

Air Carrier	11,128	9,870	12.75	132,334	120,242	10.06
Commuter & Air Taxi	1,555	1,243	25.10	17,198	15,181	13.29
Military	679	968	-29.86	9,774	9,830	-0.57
General Aviation						
Itinerant	3,466	4,198	-17.44	47,177	49,980	-5.61
Local	34	112	-69.64	1,565	2,729	-42.65
Total G.A.	3,500	4,310	-18.79	48,742	52,709	-7.53
Total Operations	16,862	16,391	2.87	208,048	197,962	5.09

**Austin-Bergstrom International Airport
Aviation Activity Report
Fiscal Year 2018 vs 2017**

By Terminal

Barbara Jordan Terminal (BJT)

Passenger Activity

	09/2018	09/2017	Percent Change	10/2017 - 09/2018	10/2016 - 09/2017	Percent Change
Domestic Enplaned Revenue	584,974	517,266	13.09	7,196,031	6,345,196	13.41
Domestic Deplaned Revenue	592,853	523,015	13.35	7,170,956	6,298,278	13.86
International Enplaned Revenue	14,350	8,722	64.53	184,789	139,589	32.38
International Deplaned Revenue	15,007	8,680	72.89	187,280	139,761	34.00
Domestic Enplaned Non-Revenue	13,383	12,327	8.57	173,586	153,578	13.03
Domestic Deplaned Non-Revenue	12,784	11,894	7.48	166,329	146,927	13.21
International Enplaned Non-Revenue	88	54	62.96	1,441	1,090	32.20
International Deplaned Non-Revenue	87	62	40.32	1,215	946	28.44
Intl Enplaned Pre-Cleared Revenue	1,717	1,713	0.23	21,948	20,205	8.63
Intl Deplaned Pre-Cleared Revenue	1,983	1,812	9.44	23,495	21,585	8.85
Intl Enplaned Pre-Cleared Non-Revenue	29	13	123.08	358	270	32.59
Intl Deplaned Pre-Cleared Non-Revenue	27	23	17.39	384	271	41.70
Barbara Jordan Terminal Passenger Totals	1,237,282	1,085,581	13.97	15,127,812	13,267,696	14.02

<i>BJT Enplaned Passenger Totals</i>	<i>614,541</i>	<i>540,095</i>	<i>13.78</i>	<i>7,578,153</i>	<i>6,659,928</i>	<i>13.79</i>
<i>BJT Deplaned Passenger Totals</i>	<i>622,741</i>	<i>545,486</i>	<i>14.16</i>	<i>7,549,659</i>	<i>6,607,768</i>	<i>14.25</i>
<i>BJT Domestic Passenger Totals</i>	<i>1,203,994</i>	<i>1,064,502</i>	<i>13.10</i>	<i>14,706,902</i>	<i>12,943,979</i>	<i>13.62</i>
<i>BJT International Passenger Totals</i>	<i>33,288</i>	<i>21,079</i>	<i>57.92</i>	<i>420,910</i>	<i>323,717</i>	<i>30.02</i>

South Terminal (ST)

Passenger Activity

South Terminal Domestic Enplaned Revenue	6,251	6,861	-8.89	161,597	69,143	133.71
South Terminal Domestic Deplaned Revenue	6,228	7,038	-11.51	161,345	68,877	134.25
South Terminal Domestic Enplaned Non-Revenue	8	1	700.00	61	37	64.86
South Terminal Domestic Deplaned Non-Revenue	8	0	0.00	82	13	530.77
South Terminal Passenger Totals	12,495	13,900	-10.11	323,085	138,070	134.00
<i>ST Enplaned Passenger Totals</i>	<i>6,259</i>	<i>6,862</i>	<i>-8.79</i>	<i>161,658</i>	<i>69,180</i>	<i>133.68</i>
<i>ST Deplaned Passenger Totals</i>	<i>6,236</i>	<i>7,038</i>	<i>-11.40</i>	<i>161,427</i>	<i>68,890</i>	<i>134.33</i>

**Austin-Bergstrom International Airport
Aviation Activity Report
Fiscal Year 2018 vs 2017**

	09/2018	09/2017	Percent Change	10/2017 - 09/2018	10/2016 - 09/2017	Percent Change
<u>Total Cargo Activity</u>						
Mail						
Domestic Enplaned Mail	244,037	183,558	32.95	2,430,388	2,267,428	7.19
Domestic Deplaned Mail	390,422	387,830	0.67	5,108,574	4,312,420	18.46
International Enplaned Mail	0	0	0.00	0	0	0.00
International Deplaned Mail	0	0	0.00	0	2	-100.00
South Terminal-Intl Enplaned Mail	0	0	0.00	0	0	0.00
South Terminal-Intl Deplaned Mail	0	0	0.00	0	0	0.00
Mail Totals	634,459	571,388	11.04	7,538,962	6,579,850	14.58
Cargo						
Domestic Enplaned Cargo	4,796,176	6,314,785	-24.05	59,046,341	63,047,310	-6.35
Domestic Deplaned Cargo	6,919,186	7,206,354	-3.98	83,134,069	85,461,868	-2.72
International Enplaned Cargo	442,983	519,111	-14.67	8,568,206	8,547,732	0.24
International Deplaned Cargo	91,384	900,853	-89.86	3,660,207	4,778,874	-23.41
South Terminal-Intl Enplaned Cargo	0	0	0.00	0	0	0.00
South Terminal-Intl Deplaned Cargo	0	0	0.00	0	0	0.00
Cargo Totals	12,249,729	14,941,103	-18.01	154,408,823	161,835,784	-4.59
Belly Freight						
Domestic Enplaned Belly Freight	303,695	290,805	4.43	3,659,606	3,265,619	12.06
Domestic Deplaned Belly Freight	503,569	496,065	1.51	5,875,875	5,901,430	-0.43
International Enplaned Belly Freight	283,732	230,364	23.17	3,779,327	2,461,724	53.52
International Deplaned Belly Freight	560,784	729,001	-23.08	7,589,471	8,687,027	-12.63
South Terminal-Intl Enplaned Belly Frt	0	0	0.00	0	0	0.00
South Terminal-Intl Deplaned Belly Frt	0	0	0.00	0	0	0.00
Belly Freight Totals	1,651,780	1,746,235	-5.41	20,904,279	20,315,800	2.90
Cargo Totals (Mail, Cargo, Belly Freight)	14,535,968	17,258,726	-15.78	182,852,064	188,731,434	-3.12
<i>Enplaned Cargo Totals</i>	<i>6,070,623</i>	<i>7,538,623</i>	<i>-19.47</i>	<i>77,483,868</i>	<i>79,589,813</i>	<i>-2.65</i>
<i>Deplaned Cargo Totals</i>	<i>8,465,345</i>	<i>9,720,103</i>	<i>-12.91</i>	<i>105,368,196</i>	<i>109,141,621</i>	<i>-3.46</i>
<i>Domestic Cargo Totals</i>	<i>13,157,085</i>	<i>14,879,397</i>	<i>-11.58</i>	<i>159,254,853</i>	<i>164,256,077</i>	<i>-3.04</i>
<i>International Cargo Totals</i>	<i>1,378,883</i>	<i>2,379,329</i>	<i>-42.05</i>	<i>23,597,211</i>	<i>24,475,359</i>	<i>-3.59</i>

CURRENT CARGO RECORD = 40,215,518

RECORD SET = MARCH 2001



Austin-Bergstrom International Airport Airport Advisory Commission Monthly CIP Report

5415.066 Records Management Implementation

Implement the records management plan for the planning and engineering division

<u>Staff</u>		<u>Phase</u>		<u>Budget</u>	
Project Manager	BlueBird, Jessica	Current Phase	Construction Phase	Budget	\$800,000
Project Coordinator	Reinhardt, Mark	Phase End Date	9/30/2019	Construction Cost	\$-00
Staff Assigned	Grisham, Jeremy	Construction End Date	9/30/2019 12:00:00 AM		
Sponsor Contact					

Status as of: 11/2/2018

Task 2 Proof of Concept scheduled pickup date will be November 8th 2018. Task 2 Project Work Statement is being finalized. Review of boxes for Task 2 is being finalized.



5415.101 Terminal Beam Rehabilitation

Beam delaminations were noted in the terminal and noted as safety hazards. Emergency work was done to shore up the beams and this project is to implement the final solution.

<u>Staff</u>		<u>Phase</u>		<u>Budget</u>	
Project Manager	Kumarage, Rohini	Current Phase		Budget	\$100,000
Project Coordinator		Phase End Date		Construction Cost	\$100,000
Staff Assigned		Construction End Date	9/30/2018 12:00:00 AM		
Sponsor Contact					

Status as of: 11/5/2018

CCO is working on Change Control Committee to approve additional funds for A/E during construction phase



5415.110 Terminal Structural Columns Fireproofing Improvements

Fireproofing and safety upgrades / repairs to terminal building.

<u>Staff</u>		<u>Phase</u>		<u>Budget</u>	
Project Manager	Donovan, Murtha	Current Phase	Design Phase	Budget	\$2,000,000
Project Coordinator	Garcia, Anthony	Phase End Date	3/30/2019	Construction	\$1,500,000
Staff Assigned	Beeson, Barbara	Construction	7/30/2020	Cost	
Sponsor Contact	Robinson, Mike	End Date	12:00:00 AM		




Status as of: 11/1/2018

New internal and external PMs have been assigned to the project to develop the scope and budget for the PER.

5415.112 ABIA Terminal Centralized Baggage Handling System DCM

A new Baggage handling that is one centralized system. To increase capacity to meet future demands.

<u>Staff</u>		<u>Phase</u>		<u>Budget</u>	
Project Manager	Kumarage, Rohini	Current Phase	Design Phase	Budget	\$94,000,000
Project Coordinator		Phase End Date	10/1/2019	Construction	\$75,000,000
Staff Assigned		Construction	9/30/2021	Cost	
Sponsor Contact		End Date	12:00:00 AM		



Status as of: 11/5/2018

A meeting with airline managers is scheduled on Nov 7th as part of information gathering effort.

5415.118 Terminal Hydronic Hot Water Pipe Improvements

Terminal Hydronic Hot Water Pipe Improvements

<u>Staff</u>		<u>Phase</u>		<u>Budget</u>	
Project Manager	Kumarage, Rohini	Current Phase		Budget	\$2,000,000
Project Coordinator	Beeson, Barbara	Phase End Date		Construction	\$1,900,000
Staff Assigned		Construction	9/30/2018	Cost	
Sponsor Contact		End Date	12:00:00 AM		

Status as of: 11/5/2018

Completed reinsulating the pipe and cleaning 100 strainers. Contractor is scheduled to clean another 100 strainers. Coordinating a scoping plan to repair 1/2" & 3/4" lines in next phases. There are 292 joints remaining to complete on smaller lines. This work will take place in phases once the terminal hydronic water line is not in use. (Spring time)



5415.119 Checkpoint One Remodel

An additional two lanes will be added to Checkpoint One in the Terminal East Infill

<u>Staff</u>		<u>Phase</u>		<u>Budget</u>	
Project Manager	Kumarage, Rohini	Current Phase		Budget	
Project Coordinator		Phase End Date		Construction	
Staff Assigned		Construction		Cost	
Sponsor Contact		End Date			

Status as of: 11/5/2018

A kick off meeting was held with consultants and TSA to discuss the findings. A draft report to be submitted in 5 weeks for TSA & DOA review.



5702.008 Environmental Management System

Design, plan, code and implement a computer program capable of combining all of the environmental, conservation, storm water drainage, etc, airport programs into a GIS management software program. System should be compatible with existing software.

<u>Staff</u>		<u>Phase</u>	<u>Budget</u>
Project Manager	Carpenter, Kane	Current Phase	Budget \$600,000
Project Coordinator		Phase End Date	Construction \$-00
Staff Assigned		Construction 9/30/2018	Cost
Sponsor Contact		End Date 12:00:00 AM	



Status as of: 9/4/2018

Open projects: On-site alternative energy evaluations (solar); Terminal grease trap management plan; Airport storm water support services (modeling, permitting, etc.); Airport carbon management audit services; Completed projects to be closed: ABIA Utility Management Program; General NEPA services; Environmental Records Management Services; and Helicopter noise evaluations.

6000.116 Airport Pavement Management Evaluation

Project will support pavement management program to ensure safety and longevity of the asset that was funded in part by FAA grant money.

<u>Staff</u>		<u>Phase</u>	<u>Budget</u>
Project Manager	Pirtle, Robert	Current Phase	Budget \$757,000
Project Coordinator	Gregson, Gary	Phase End Date	Construction \$750,000
Staff Assigned		Construction 0.000	Cost
Sponsor Contact		End Date	



Status as of: 11/5/2018

Meeting set for Nov. 26 to discuss GIS implementation, and other related issues.

6000.119 Loading Bridge Mounted Ground Power Unit Replacements

Replace 14 Ground Power Units (GPUs) convert and supply a fixed 400 Hz output for aircraft parked at the terminal gates. The units are designed for mounting under the passenger loading bridge to provide a simple cost effective point-of-use location

<u>Staff</u>		<u>Phase</u>		<u>Budget</u>	
Project Manager	Stalder, Ricky	Current Phase	Construction Phase	Budget	\$920,000
Project Coordinator		Phase End Date	5/6/2019	Construction	\$-00
Staff Assigned		Construction	5/6/2019	Cost	
Sponsor Contact		End Date	12:00:00 AM		



Status as of: 11/2/2018

Amended delivery of equipment to 11/8 or 11/9. Will take delivery at the ABIA warehouse. Expected to begin installation in January, 2019. Will begin after the holidays are over.

6000.120 Airfield Electrical and Pavement Improvements

Improvements to airfield lighting, signage and pavement to increase circuit reliability and pavement condition to FAA Standards. Also includes work to update runway markings and signage for a shift in magnetic variance

<u>Staff</u>		<u>Phase</u>		<u>Budget</u>	
Project Manager	Donovan, Murtha	Current Phase	Design Phase	Budget	\$11,370,000
Project Coordinator	Brunjes-Brandt, Ellen	Phase End Date	3/31/2019	Construction	\$9,509,772
Staff Assigned	Stalder, Ricky	Construction	7/30/2020	Cost	
Sponsor Contact	Brunjes-Brandt, Ellen	End Date	12:00:00 AM		



Status as of: 11/1/2018

Pavement inspection and runway declination analysis have been completed. Consultant has initiated coordination with FAA for the SRM panel.

6000.124 Midfield Access Road

Provide vehicular traffic access via an east/west midfield access road. Construction of asphalt roadway from east service road to maintenance ramp.

<u>Staff</u>	<u>Phase</u>		<u>Budget</u>
Project Manager	Henson, Torrey	Current Phase	Budget
Project Coordinator		Phase End Date	Construction
Staff Assigned		Construction	Cost
Sponsor Contact	Carter, Christopher I	End Date	

Status as of: 11/1/2018

Submitted Rotation list request to CCO, awaiting assignment of survey contracting firm. Once received will conduct scoping meeting between Consulting firm and survey contractor.



6000.125 Maintenance Ramp Light Replacement

To remove and replace Maintenance Ramp stadium lighting with LED lights and new poles.

<u>Staff</u>	<u>Phase</u>		<u>Budget</u>
Project Manager	Bauermeister, Karla	Current Phase	Budget
Project Coordinator		Phase End Date	Construction
Staff Assigned		Construction	Cost
Sponsor Contact		End Date	

Status as of: 11/1/2018

Emailed Debra Sharp on 10/30/18. She sent an email to Russell Kyle at the city this morning.



6000.126 Airfield Sign Panel Replacement

Replacement of sign panels on airfield every 5 years

<u>Staff</u>			<u>Phase</u>	<u>Budget</u>
Project Manager	Henson, Torrey		Current Phase	Budget
Project Coordinator			Phase End Date	\$250,000
Staff Assigned			Construction	Construction
Sponsor Contact	Carter, Christopher I		End Date	Cost
			10/1/2018	\$250,000
			12:00:00 AM	

Status as of: 11/1/2018

Ongoing, first order has been received awaiting remaining panels.



6001.084 ABIA Bldg 6005 Improvements-Phase II (Planning & Engineering Building)

Renovations for building 6005 ((Planning & Engineering Building))

<u>Staff</u>			<u>Phase</u>	<u>Budget</u>
Project Manager	Pirtle, Robert		Current Phase	Budget
Project Coordinator	Mercado, Robert		Phase End Date	\$3,452,000
Staff Assigned			Construction	Construction
Sponsor Contact			End Date	Cost
			11/10/2018	\$2,578,000
			11/10/2018	
			12:00:00 AM	

Status as of: 11/1/2018

Furniture design and procurement for the P&E Building for Aviation staff.



6001.093 Elevator Refurbishment Re-bid

Refurbish passenger elevators at the parking garage, freight elevators and terminal.

<u>Staff</u>		<u>Phase</u>	<u>Budget</u>
Project Manager	Kumarage, Rohini	Current Phase	Budget
Project Coordinator	Stalder, Ricky	Phase End Date	Construction
Staff Assigned		Construction	Cost
Sponsor Contact		End Date	
		5/24/2018	\$4,600,000
		12:00:00 AM	\$4,600,000

Status as of: 11/5/2018

Warranty period for phase one. Finalizing design work for the remaining elevators.



6001.095 Upper Level Embankment Inspections and Repairs

Repair sides of mechanically stabilized earthen (MSE) embankments leading to the upper level roadway at the Austin-Bergstrom International Airport terminal building, that are showing signs of buckling and cracking on the side panels.

<u>Staff</u>		<u>Phase</u>	<u>Budget</u>
Project Manager	Vonstein, Alison	Current Phase	Budget
Project Coordinator	Garcia, Anthony	Phase End Date	Construction
Staff Assigned		Construction	Cost
Sponsor Contact	Harbinson, Shane	End Date	
		4/8/2019	\$5,527,978
		12:00:00 AM	\$4,150,329

Status as of: 11/1/2018

Report regarding expansion joints received 10/10/2018. Design options selected. Consultant is developing/revising drawings and specifications to include expansion joint repairs.




6001.102 ABIA Campus HVAC Improvements

Upgrade the Parking Operations Building, Information Systems Building, and Learning Resource Center mechanical systems.

<u>Staff</u>	<u>Phase</u>		<u>Budget</u>	
	Current Phase	Bid/Award/Execution Phase	Budget	Construction Cost
Project Manager	Noriega, Michelle		\$3,300,000	
Project Coordinator	Mercado, Robert	1/6/2019		\$1,923,669
Staff Assigned		9/17/2019		
Sponsor Contact		12:00:00 AM		

Status as of: 10/31/2018

RCA is scheduled to be on Council agenda 11/1. RCA has been approved by the Airport Advisory Commission on 10/9. Construction is still anticipated to begin in Jan 2019. Project is in budget.



6001.104 New Information Technology Building

Design of new IT building to support and meet the expanding business demands of Department of Aviation customers.

<u>Staff</u>	<u>Phase</u>		<u>Budget</u>	
	Current Phase	Design Phase	Budget	Construction Cost
Project Manager	Taylor, David		\$30,000,000	
Project Coordinator	Mercado, Robert	6/28/2019		\$22,000,000
Staff Assigned		2/26/2021		
Sponsor Contact		12:00:00 AM		

Status as of: 10/3/2018

The design contract with consultant PAGE was executed 10/2. The Pre-Work Conference is being scheduled and Notice To Proceed will be issued soon. Negotiation of the CMR agreement is underway. tic programming effort will be scheduled shortly



6001.107 Landside Roadway and Pedestrian Improvements Phase 2

Continue pedestrian/bicycle path extension from previous installation. Connection from Hilton Hotel to lot J. Improve current bus shelters at the airport. Safety-related improvements to passenger crosswalks adjacent to the terminal frontage.

<u>Staff</u>		<u>Phase</u>		<u>Budget</u>	
Project Manager	Reza, Fredrick	Current Phase	Construction Phase	Budget	\$2,050,026
Project Coordinator	Henson, Torrey	Phase End Date	6/30/2019	Construction	\$1,472,671
Staff Assigned		Construction	6/30/2019	Cost	
Sponsor Contact	Harbinson, Shane	End Date	12:00:00 AM		

Status as of: 10/31/2018

SIDEWALKS: The contractor replaced their superintendent with one more qualified. About 60 to 100 feet of sidewalks has been poured. Construction is proceeding slowly due to all the rain. Austin Energy is scheduling the light pole relocation within their workload.**BUS SHELTER:** The shelter is in the warranty period with 36 days to go. An issue with the touch screen display was resolved. Staff is currently working on closing out the project.




6001.112 Campus Signage Improvements

Add several campus monument signage, include solar-powered lighting for recently installed signage.

<u>Staff</u>		<u>Phase</u>		<u>Budget</u>	
Project Manager	Vonstein, Alison	Current Phase	Post-Construction Phase	Budget	\$372,876
Project Coordinator	Henson, Torrey	Phase End Date	10/25/2019	Construction	\$254,300
Staff Assigned		Construction	10/27/2018	Cost	
Sponsor Contact		End Date	12:00:00 AM		

Status as of: 11/1/2018

Final completion inspection held 10/30/2018. Punch list is complete but contractor needs to complete submittal of all close out documents.



6001.114 Parking Garage & Admin Building - West Lot A - Design & Construction

Design and construction of a new parking garage and administrative building on West Lot A to accommodate growing passenger demand for parking close to the terminal and office space for staff.

<u>Staff</u>	<u>Phase</u>			<u>Budget</u>	
Project Manager	Jones, Burton	Current Phase	Construction Phase	Budget	\$262,000,000
Project Coordinator	Mercado, Robert	Phase End Date	8/30/2019	Construction Cost	\$238,100,000
Staff Assigned		Construction End Date	8/30/2019		
Sponsor Contact			12:00:00 AM		




Status as of: 10/2/2018

Project is still actively under construction with the first two levels of the Parking Garage to be substantially complete by mid-November. The remaining Garage to be complete around April 1, 2019. The new Admin Building is scheduled for completion in September 2019. The LRC renovation is to be complete by December 2019.

6001.117 Consolidated Maintenance Facility

Design and build new combined maintenance facility to support the functions of multiple DOA divisions: building/airline/field maintenance, MaxAdmin, & trade shops. Also included will be housing for specialized Part 139 equipment, motor pool, & APD.

<u>Staff</u>	<u>Phase</u>			<u>Budget</u>	
Project Manager	Taylor, David	Current Phase	Design Phase	Budget	\$79,000,000
Project Coordinator	Mercado, Robert	Phase End Date	11/11/2018	Construction Cost	\$60,615,000
Staff Assigned		Construction End Date	12/28/2020		
Sponsor Contact	Mercado, Robert		12:00:00 AM		



Status as of: 11/5/2018

Construction documents have finally been approved and will be issued 11/12. Competitive Sealed Proposals are expected 1/10/2019.

6001.124 Spirit of Texas Drive Rehabilitation

Spirit of Texas asphalt pavement is failing and the intersection at Hotel Drive is hazardous.

<u>Staff</u>	<u>Phase</u>			<u>Budget</u>
Project Manager	Lopez, Tony	Current Phase	Design Phase	Budget
Project Coordinator	Henson, Torrey	Phase End Date	6/9/2019	\$1,280,000
Staff Assigned		Construction End Date	9/20/2020 12:00:00 AM	Construction Cost
Sponsor Contact				\$1,100,000

Status as of: 9/30/2018

Consultant's RFC for traffic counting sub was approved and they now must execute a supplemental amendment to add the scope to the master agreement.



6001.128 Planning And Engineering HVAC And Office Space

Planning and engineering HVAC And office space renovation

<u>Staff</u>	<u>Phase</u>			<u>Budget</u>
Project Manager	Taylor, David	Current Phase	Design Phase	Budget
Project Coordinator	Mercado, Robert	Phase End Date	3/30/2019	\$2,800,000
Staff Assigned		Construction End Date	4/30/2020 12:00:00 AM	Construction Cost
Sponsor Contact				\$2,100,000

Status as of: 11/1/2018

Proposed design team is scoping the work before start of design. Current plan is to complete office renovations first as needed in the building and then replace HVAC system when HR and IT staff is relocated to other buildings at the end of 2019.



6001.134 Tracon Building Stormwater Improvements

TRACON Building Stormwater Improvements

<u>Staff</u>		<u>Phase</u>		<u>Budget</u>	
		Current Phase	Construction Phase	Budget	
Project Manager	Vonstein, Alison				\$3,750,000
Project Coordinator	Henson, Torrey	Phase End Date	3/16/2019	Construction	\$2,281,180
Staff Assigned		Construction	3/16/2019	Cost	
Sponsor Contact		End Date	12:00:00 AM		

Status as of: 11/1/2018

Change Order #2 has been executed. Change Order #3 is being processed. An RCA is being processed, for additional contingency funding; it is scheduled for 11/13/2018 Airport Advisory Commission review and 12/13/2018 City Council approval. Phase 2a will be completed before the start of the November moratorium. Phase 2b will be afterward. Phase 3 will start in January 2019. One half of the ARFF drive lane has been poured as of 10/31/2018. Existing utility lines are being located by hydro-excavation.



6001.135 Connectivity Pedestrian Path - Segment 5

Continue pedestrian/bicycle path extension from previous installation. New pathway from intersection of Freight Lane and Spirit of Texas Drive to Cargo Lane to Freight Lane and includes Rental Car Lane.

<u>Staff</u>		<u>Phase</u>		<u>Budget</u>	
		Current Phase	Construction Phase	Budget	
Project Manager	Henson, Torrey				\$1,500,000
Project Coordinator		Phase End Date	9/30/2019	Construction	\$1,500,000
Staff Assigned		Construction	9/30/2019	Cost	
Sponsor Contact	Harbinson, Shane	End Date	12:00:00 AM		

Status as of: 11/1/2018

Extra funding has been approved awaiting final confirmation that Rotation list consultants FDU's with new year's funding. Will request Rotation list consultant this month if FDU's have been uploaded.



6001.137 Emma Browning Road Reconstruction

Partial full depth reconstruction and overlay on roadway.

<u>Staff</u>		<u>Phase</u>	<u>Budget</u>
Project Manager	Henson, Torrey	Current Phase	Budget
Project Coordinator		Phase End Date	\$600,000
Staff Assigned		Construction	Construction
Sponsor Contact	Carter, Christopher I	End Date	Cost
		2/4/2019	\$450,000
		12:00:00 AM	

Status as of: 11/1/2018

Still working to create paving and storm water maintenance contract with CCO.



7863.006 Airport Master Plan Update

New airport master plan to provide guidance document for the next 20 year development horizon.

<u>Staff</u>		<u>Phase</u>	<u>Budget</u>
Project Manager	Williams, Jennifer	Current Phase	Budget
Project Coordinator	Mercado, Robert	Phase End Date	\$4,000,000
Staff Assigned	Mercer, Joseph	Construction	Construction
Sponsor Contact	Harbinson, Shane	End Date	Cost
		9/30/2018	\$-00
		12:00:00 AM	

Status as of: 10/2/2018

The Master Plan is in it's final stage. The team is working on review of chapter final drafts, preparing materials for presentation to the Airport Advisory Commission, City Council, and Executive City Staff. The team is on track to having the final documents to the FAA in mid-November.



11222.001 Apron Expansion

This project will create additional space for both passengers and aircraft, utilizing the terminal concourse and aircraft parking at the terminal gates to accommodate increased airline and passenger traffic.

<u>Staff</u>		<u>Phase</u>	<u>Budget</u>
Project Manager	Pirtle, Robert	Current Phase	Budget \$377,644,012
Project Coordinator	Brunjes-Brandt, Ellen	Phase End Date	Construction \$305,970,766
Staff Assigned	Smith, Connie	Construction	
Sponsor Contact		End Date	7/15/2019 12:00:00 AM

Status as of: 11/1/2018

GMP-1 New De-icing Facility: Remedial work continues on various components of the new facility resulting from design flaws and existing conditions not considered during the design phase. Every effort is being made by the Construction Management team to make all necessary repairs prior to the start of de-icing season. GMP-2 Apron Expansion Part 1: The first of two phased areas for expanding the existing apron and RON spaces is nearly complete. The same construction team working on the GMP-2 Apron Expansion will be transitioning over to the Part 2 apron expansion work area in a few months, under the final GMP-4. GMP-3 Terminal Expansion: The Terminal Expansion component of the project is about 80% complete. The building envelope and veneer is close to being finished. Interior space finish-out is roughly 70% complete, except for the vendor spaces and the airline club. Airline club NTP was 10/1/2018 and their contractor is actively working. The current estimate is for the Construction Manager to achieve Substantial Completion of the facility, except for the south boarding gates, in mid-January 2019, with the remaining gates expected to open in April, 2019. GMP-4: Apron Expansion Part 2: GMP-4 NTP was issued September 12, 2018 and is expected to be substantially complete November 1, 2019.



Terminal/Apron Expansion
& Improvements



Austin-Bergstrom
International Airport

BUSINESS DEVELOPMENT AND TENANT MANAGEMENT
Austin Airport Advisory Commission Report
November 13, 2018

Tenant Updates and Business Development Events

1. The Austin-Bergstrom International Airport generated \$7,605,871,000 in economic activity in 2017 and supports more than 74,000 jobs in the Austin area, according to the latest Texas Department of Transportation economic impact study. The airport's economic impact to the region has increased by 212%, up from \$2,433,694,061 in 2010.
2. Frontier Airlines will relocate its Austin operations from the main Barbara Jordan Terminal to the South Terminal on Nov. 15, 2018. Frontier serves 28 nonstop destinations from Austin. Frontier has carried 744,890 passengers through Austin's airport year-to-date January – August 2018. That is about seven percent of Austin airport travelers, making Frontier the fifth busiest airline in Austin.



AIRPORT ADVISORY COMMISSION MEETING
5:00 PM
ROOM No. 174-A
2716 SPIRIT OF TEXAS DRIVE
AUSTIN, TEXAS

2019 MEETING DATES

January 8, 2019

February 12, 2019

March 12, 2019

April 9, 2019

May 14, 2019

June 11, 2019

July 9, 2019

August 13, 2019

September 10, 2019

October 8, 2019

November 12, 2019

December 10, 2019

Posting Language

Authorize negotiation and execution of a cooperative contract with EST Group, LLC (WBE), to provide storage capacity for the security video management system to include installation and configuration, in an amount not to exceed \$794,000.

(Note: This procurement was reviewed for subcontracting opportunities in accordance with City Code Chapter 2-9C Minority Owned and Women Owned Business Enterprise Procurement Program. For the [goods and services] required for this procurement, there were no subcontracting opportunities; therefore, no subcontracting goals were established).

Lead Department

Purchasing Office.

Client Department(s)

Aviation.

Fiscal Note

Funding is available in the Fiscal Year 2018-2019 Capital Budget of Aviation.

Purchasing Language:

Multiple cooperative purchase programs were reviewed for these goods and services. The Purchasing Office has determined this contractor best meets the needs of the department to provide the goods and services required at the best value for the City.

Prior Council Action:

For More Information:

Inquiries should be directed to the City Manager's Agenda Office, at 512-974-2991 or AgendaOffice@austintexas.gov or to the buyer, Sai Xoomsai Purcell, at 512-974-3058 or Sai.Xoomsai@austintexas.gov.

Council Committee, Boards and Commission Action:

November 13, 2018 - To be reviewed by the Airport Advisory Commission.

Additional Backup Information:

The contract will provide additional storage capacity for the airport security video management system to include installation and configuration. Storage capacity is used to store security camera images from all cameras installed at the airport. The additional storage capacity will provide storage for up to 1000 new cameras to be added to the system as part of the terminal expansion and improvements project.

This is a new contract. The amount of additional storage capacity is based on forecasted needs from various airport construction and improvement projects. The required storage capacity was calculated according to the recommended industry and vendor standard formulas for the video management system software.

The Texas Local Government Purchasing Cooperative, administered by the Texas Association of School Boards, Inc. (BuyBoard) cooperative establishes competitively bid contracts that can be utilized by the State and other government agencies through a cooperative agreement. Cooperative agreements save taxpayer

dollars by leveraging the State's volume-buying power to drive down costs on hundreds of contracts through a streamlined cooperative purchasing program.

Failure to execute this contract will result in a shortage of storage space for security camera images. This could impact future investigations related to life safety, criminal activity, or other incidents in which camera footage is used as evidence.

COUNCIL DATE: December 13, 2018

Posting Language

Authorize additional contingency funding for the construction contract with Central Road and Utility, Ltd. dba CRU, Ltd. (MBE), for the Tracon Building Stormwater Improvements project in the amount of \$225,000 for a total contract amount not to exceed 2,293,240.00. (District 2)

(Note: This request is for additional contingency funding only. MBE/WBE goals will be established if a change order is requested.)

Amount and Source of Funding

Funding is available in the Fiscal Year 2018-2019 Capital Budget of the Department of Aviation.

Purchasing Language:

Original contract was awarded through a competitive Invitation for Bids solicitation process.

Prior Council Action:

May 10, 2018 – Council awarded construction contract with Central Road and Utility, Ltd. dba DRU, Ltd. for the TRACON Building Stormwater Improvements project

For More Information:

Inquiries should be directed to the City Manager's Agenda Office, at 512-974-2991 or AgendaOffice@austintexas.gov

NOTE: Respondents to this solicitation, and their representatives, shall direct inquiries to Rolando Fernandez, 512-974-7749, Aiden Cohen, 512-974-1929, or the Project Manager, Alison Von Stein, 512-974-7217

Council Committee, Boards and Commission Action:

To be reviewed by the Airport Advisory Commission on November 13, 2018.

Additional Backup Information:

The Tracon building site at the Austin-Bergstrom International Airport, which houses the air traffic control tower, experienced major flood damage in October 2015 when 10.4 inches of rain fell in a three-hour period and in May 2016 when another 7.0 inches of rain fell in a three-hour period. As a result of these events, a flood study was prepared to evaluate conditions at the site and recommend potential drainage improvements to reduce future risk. The study found that under ultimate conditions the existing drainage for the TRACON building site only has the capacity to protect the building from flooding up to the 25-year storm, and incurs parking lot flooding in excess of 8.0 inches for the 2-year storm. This construction project will reduce the flood risk and protect the site from a 100-year storm.

The construction site is a former United State Air Force base where there are many unknown underground utility lines. Since the contract start date of July 11, 2018, two water lines that were not shown on the plans or identified by One-Call were damaged during excavation; and two abandoned asbestos concrete pipes that were not identified in advance were also unearthed and required special consideration for removal.

Due to the potential for additional changes during construction because of existing unknown conditions, and the need to work in an expeditious manner around the air traffic control tower, additional authorization is recommended in the amount of \$225,000 for future change orders and contingency.

Because the possibility of flooding and the need for uninterrupted operations at the air traffic control tower, the Department of Aviation considers this a high priority, time sensitive project. The facility has flooded twice within the last three years. If this item is not approved by Council, there is a risk of flooding to occur again.

The project is entirely within a non-public area of the airport and therefore construction activities will not affect the traveling public.

The contract allows 250 calendar days for completion of this project. This project is located within zip code 78719 District #2. The project will be managed by the Public Works Department.

Central Road and Utility, Ltd. dba CRU, Ltd. is located in Austin, Texas.

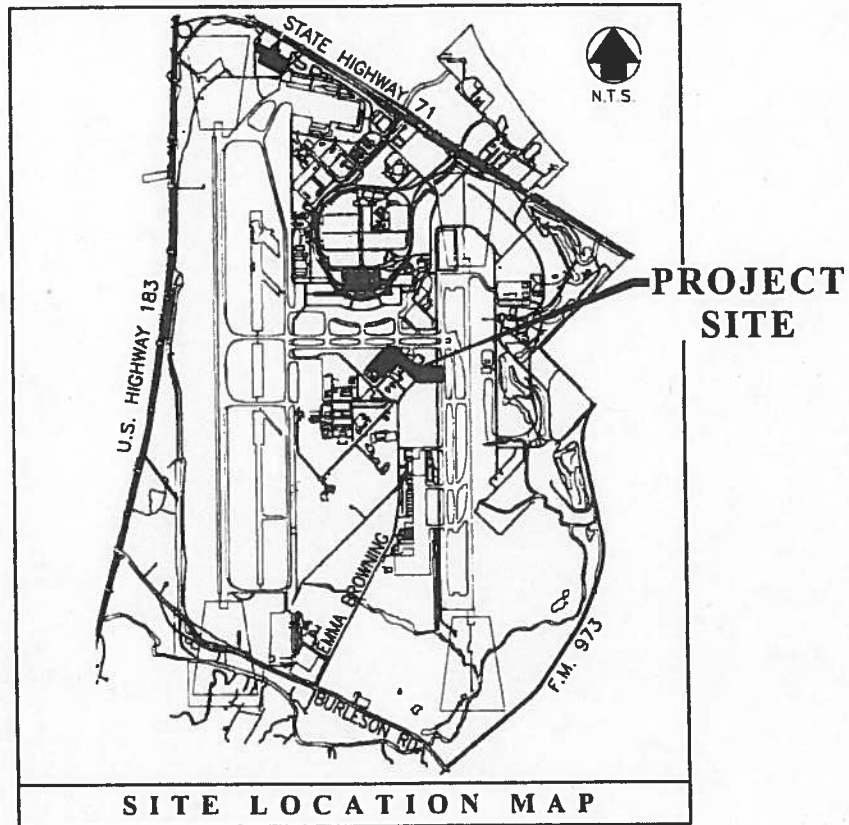
AUTHORIZATION HISTORY

AMOUNT	DATE	DESCRIPTION
\$1,880,220.25	05/10/18	(Council) – Construction contract
\$188,019.75	05/10/18	(Council) – 10% Contingency
\$225,000.00	12/13/18	Proposed (Council) – Unforeseen subsurface utilities / site conditions
\$2,293,240.00		<i>Total Contract Authorization</i>

CONTRACT HISTORY

AMOUNT	DATE	DESCRIPTION (CO%/CUMULATIVE CO%)
\$1,880,220.25	06/01/18	Construction contract CO #1 – Locate additional area utilities, repair water line not shown in plans, &
\$91,094.10	09/14/18	additional backfill (CO 4.82%/CO 4.82%)
\$225,000.00	Proposed	Additional Contingency (CO 11.96%/CO 16.78 %)
\$2,196,314.35		<i>Total Contract Expenditures</i>

TRACON Building Stormwater Drainage Improvements



AGENDA



RCA Type	Professional Services Agreement Amendment – Additional Services Fee Authorization
RCA - CCO	Austin City Council
Meeting Date:	12/13/2018
Department:	Capital Contracting Office
Subject	
Approve additional funding for the amount of \$2,651,753 for professional design fees for M. ARTHUR GENSLER, JR. and ASSOCIATES INC., dba GENSLER to provide additional professional services for the Austin Bergstrom International Airport Terminal/Apron Expansion and Improvements Project, and a contingency of \$348,247 for a total contract amount not to exceed \$41,457,000.	
Amount and Source of Funding	
Funding is available in the Fiscal Year 2018-2019 Capital Budget of the Department of Aviation.	
Fiscal Note	
A fiscal note is attached.	
Purchasing Language:	Staff recommendation was the most qualified firm out of five firms evaluated through the City's qualification-based selection process. This amendment is for additional professional design fees.
Prior Council Action:	August 7, 2014 (Council) – Council approved preliminary phase services \$18,000,000, August 7, 2014 (Council) - Council approved \$57,000 (Administrative Authority) October 15, 2015 (Council) – Council approved an amendment to the Professional Services agreement for \$18,000,000 March 23, 2017 (Council) – Council approved an amendment to the Professional Services agreement for \$2,400,000
For More Information:	Robert Pirtle, 512-974-7234; Lyn Estabrook, 512-530-6604; Rolando Fernandez, 512-974-7749; Sarah Torchin, 512-974-7141.
Boards and Commission Action:	To be reviewed by the Austin Airport Advisory Commission on November 13, 2018.
MBE / WBE:	This contract was awarded in compliance with City Code Chapter 2-9B (Minority Owned and Women Owned Business Enterprise Procurement Program) by meeting the goals with 17.00% MBE and 16.00% WBE participation.
Related Items:	
Additional Backup Information	

Austin Bergstrom International Airport has exceeded its service capacity of 11 million total annual passengers. In keeping with the recommendations of the 2003 and 2008 Master Plan and Master Plan Phasing Projects, the current Terminal / Apron expansion Project expands the existing terminal. The expansion adds nine gates that will balance the terminal and provide new hold room space, concessions, restroom facilities, and concourse circulation space. It would also accommodate additional aircraft parking spaces on the apron for both domestic and international airline operations. The expanded terminal will accommodate approximately 4 million additional passengers per year for a total of 15 million annual passengers – an increase of 27%.

Background

In August 2014, Gensler and Associates was approved by City Council to begin Preliminary Design Services to include project scoping and project definition for the Terminal Expansion and Terminal Improvements project.

In October 2014, Hensel Phelps Construction Company was selected as the Construction Manager-at-Risk responsible for preconstruction phase and construction phase services for the Terminal Expansion and Improvements Project. The terminal expansion will include gate expansion on the concourse level and apron level. The terminal improvements will consist of enhancements to the hold room areas, roof inspections and replacements, electrical distribution infrastructure, airline radio infrastructure, terminal security system, bag claim level infrastructure, and terminal public address system replacement.

Through the process of project scoping and project definition, the apron and airside portions of the overall project were expanded to comply with Federal Aviation Administration requirements and to accommodate a request from the City's airline partners to add additional overnight aircraft parking positions, and a remote de-icing position. Together with the terminal expansion and improvements, the Construction Cost Limitation for the project is \$276,000,000 plus \$13,000,000 Owner contingency for a total not-to-exceed amount of \$289,000,000.

In March 2017, additional funding was authorized for modifying international gates to accommodate dual international deplaning, modifications to the mezzanine space, build out of an emergency operations center, build out of apron level tenant space and replacement of aging baggage claim devices in the amount of \$20,500,000 and an increase of contingency funding by \$1,500,000, bringing the total current construction contract amount from \$276,000,000 to \$296,500,000 and the \$13,000,000 owner construction contingency to \$14,500,000 for a total contract authority not to exceed \$311,000,000.

Aviation Staff continues to work with the Federal Aviation Administration to apply for grants for the apron expansion and airside construction portion of the overall project. The process for accepting Federal Aviation Administration grant offers consists of accepting and executing the grant within a short timeframe. In an effort to make the federal funding process more efficient and to maximize the federal grant participation by the Federal Aviation Administration for the overall project construction, the project team (City of Austin, Gensler and Associates, and Hensel Phelps) anticipates the apron and terminal expansion and improvements project to be accomplished in four major phases.

The sequence of work contains the following separate Guaranteed Maximum Prices for four distinct designated phases of the overall project as follows:

- Phase 1: (Complete) Demolition of an unused Regional Corrosion Control Facility Building which must be removed before the project can begin and to allow for construction of the new Aircraft De-Icing Facility.
- Phase 2: (Completed) Construction of Apron Expansion Area A and B to accommodate apron and taxiways suitable for large, international flight aircraft
- Phase 3: Construction of the Terminal Expansion project and multiple improvement sub-projects inside the Existing Terminal Building.
- Phase 4: Construction of Apron Expansion Area C to extend the west apron and taxilanes to accommodate larger, international aircraft to taxi to the new Terminal Expansion Building and construction of a remote deicing facility.

This request for Council Authorization is for additional funding for design services required for the following items.

Extending the construction administration services to align with the final construction schedule.

The original design fees for these services were based on construction completion dates that have been changed with additional authorized modifications to the terminal expansion and the final phase of the apron expansion (GMP 4). This

supplemental amendment will modify the construction administration completion dates to align with the current construction schedule.

Additional liability insurance for design team members associated with the time extensions of the construction phase.
Several consultants on the design team are required to purchase additional insurance in order to comply with the insurance amounts stipulated in the Contract resulting from the extension of construction time. These additional insurance amounts are to be billed as reimbursable expenses.

Designing an automated lightning detection and warning system for the apron

Areas of the existing and new Terminal buildings to provide an early-warning system to alert workers on the apron of lightning strikes within the vicinity of the airport. The airport currently has a manual system, and a new automated system will provide a more reliable level of safety for ramp operations and protection for employees.

Coordination with regulatory agencies for an alternate lining layer for the new remote de-icing evaporation pond

During the design of the remote deicing pond that supports the deicing facility, the availability of material for the base design could not be determined so an alternate liner design was produced that could assure that strict permeability requirements could be met. The redesign required additional coordination with TCEQ in order to secure approval.

Participation goals stated in the original Request for Qualification (RFQ) solicitation were 1.90% African American; 9.00% Hispanic; 4.90% Native/Asian; and 15.80% WBE. The participation goals for the additional funding will remain the same.

This change order has been approved by the City's Change Control Committee. The Change Control Committee was established to comply with Council Resolution No. 20120126-048, which required the establishment of consistent criteria and process to evaluate contractual changes for all contracts administered by the Contract Management Department. The Change Control Committee is comprised of management-level subject matter experts.

This project is located in zip code 78719 (District 2) and is managed by the Aviation Department.

Gensler is located in Austin, TX.

AUTHORIZATION HISTORY

<u>AMOUNT</u>	<u>DATE – DE Scription</u>
\$18,000,000	08/07/14 (Council) – Council approved Preliminary phase services.
\$57,000	08/07/14 (Administrative Authority)
\$18,000,000	10/15/15 (Council) – Council approved an amendment to the professional services agreement.
\$2,400,000	03/23/17 (Council) – Proposed – Additional funding to provide additional professional services for the ABIA Terminal/Apron Expansion and Improvements Project.
\$2,651,753	Pending - Current RCA Request - Professional Services
\$348,247	Pending - Current RCA Request - Contingency
<hr/>	
\$41,457,000	Total Contract Authorization

CONTRACT HISTORY

<u>AMOUNT</u>	<u>DATE – DE Scription</u>
\$3,575,492	11/24/14 – Initial contract execution for Preliminary phase services
\$1,561,411	05/27/15 – SA # 1 – Additional Schematic Design services for expanded aircraft Apron areas, new De-icing Facility, new detention tanks and additional Project Definition Manual updates.
\$10,832,127	06/29/15 – SA # 2 – Additional Preliminary phase services for fire suppression and fire alarm systems, design phase services for the Terminal Expansion and Secure Exit Lane
\$19,835,675	11/09/15 – SA # 3 – Design Development through Construction phase services for the new De-Icing Facility, design Development for Bid/Award phase services, and new Boarding Bridges.
\$0	06/01/16 – SA # 4 – Funding Reallocation
(\$329,053)	11/01/16 – SA # 5 – Reduction of Costs
\$289,681	12/15/16 – SA # 6 – Additional design services the straight evaporation pond, storage/land application pond, storage pond liner, additional construction documents, bidding, construction administration, additional inspection requirements, additional coordination and documentation for City of Austin and TECQ requirements, and additional SWPP inspections for Deicing Ponds and additional permitting coordination.
\$252,365	01/20/17 – SA # 7 – Additional design services to reconfigure the boarding bridges and walkways, provide an addition of a Grease Vault for the Concession spaces at the Moon Tower and add additional safety lighting.
\$1,835,666.60	07/18/2017 – SA #8 – Remove self -boarding equipment, upgrade art pylons, build out of command center, apron level tenant improvement documents, airline club shell building modifications, environmental services, Site Plan corrections.
\$108,737.26	12/07/2017 – SA #9 - Additional design modifications to the foundation, exit lane camera design, roof mechanical room security, DOA Office and USO Revisions, Site Plan corrections, Area 4 pavement design, furniture revision, elevator revisions, and CBP modifications
\$2,651,753	Pending Current RCA – SA #10 – Request for extending construction administration services to align with construction schedule, additional liability insurance, lightning detection and warning system design, TCEQ coordination.
<hr/>	
\$40,613,856.86	Total Contract