

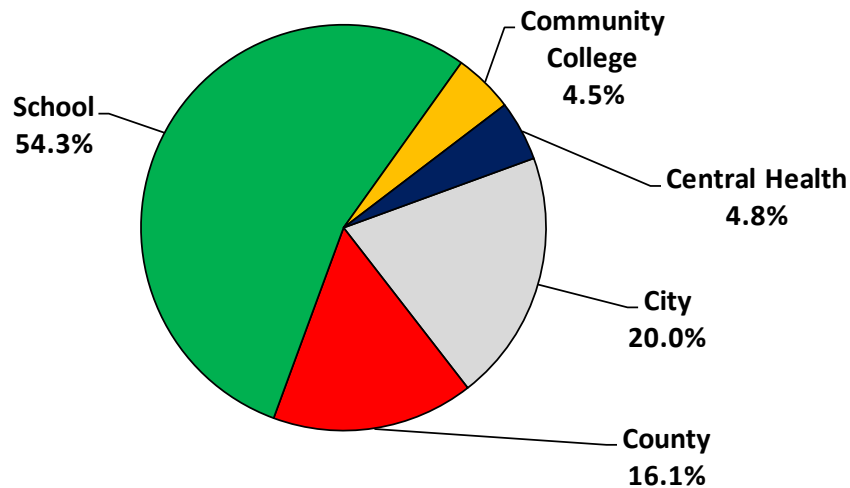
State Impact on the Overlapping Property Tax Bill for the Austin Area



City of Austin Budget Office – November 19, 2018

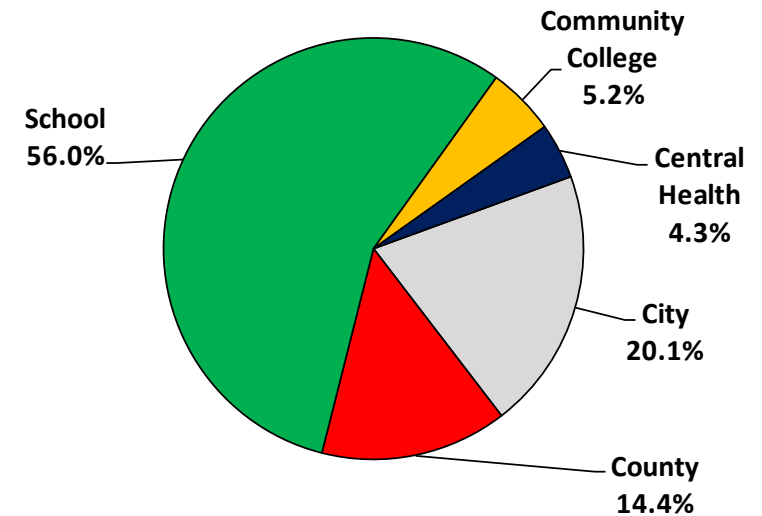
Overlapping Property Tax Rate and Bills

Tax Rate



Jurisdiction	FY18	FY19	Change
City	0.4448	0.4403	(0.0045)
County	0.3690	0.3542	(0.0148)
AISD	1.1920	1.1920	-
Community College	0.1008	0.1048	(0.0040)
Central Health	0.1074	0.1052	(0.0022)
Total Tax Rate	2.2140	2.1965	(0.0175)

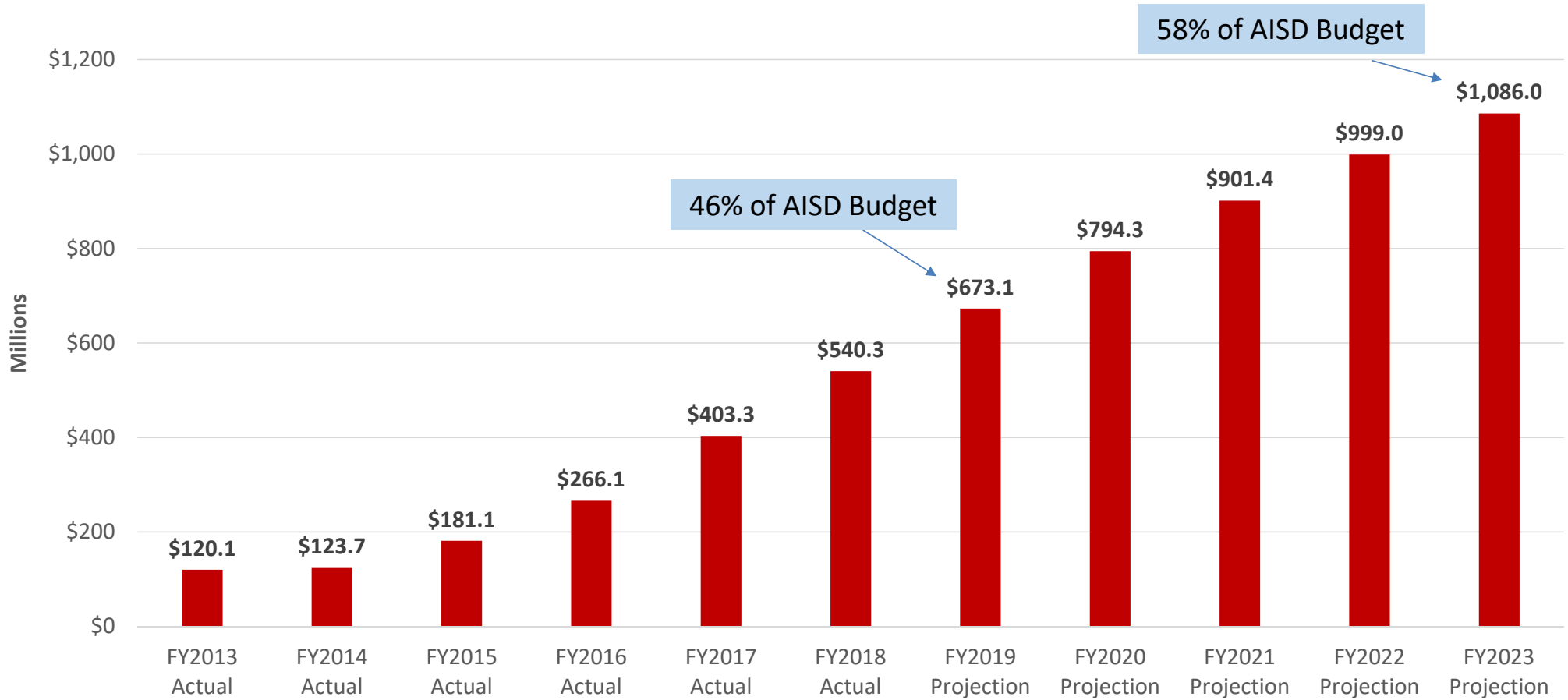
Tax Bill for Typical Homeowner*



Jurisdiction	FY18	FY19	Change
City	\$1,250	\$1,317	\$67
County	\$902	\$942	\$40
AISD	\$3,344	\$3,664	\$320
Community College	\$303	\$343	\$40
Central Health	\$262	\$280	\$17
Total Tax Bill	\$6,061	\$6,546	\$484

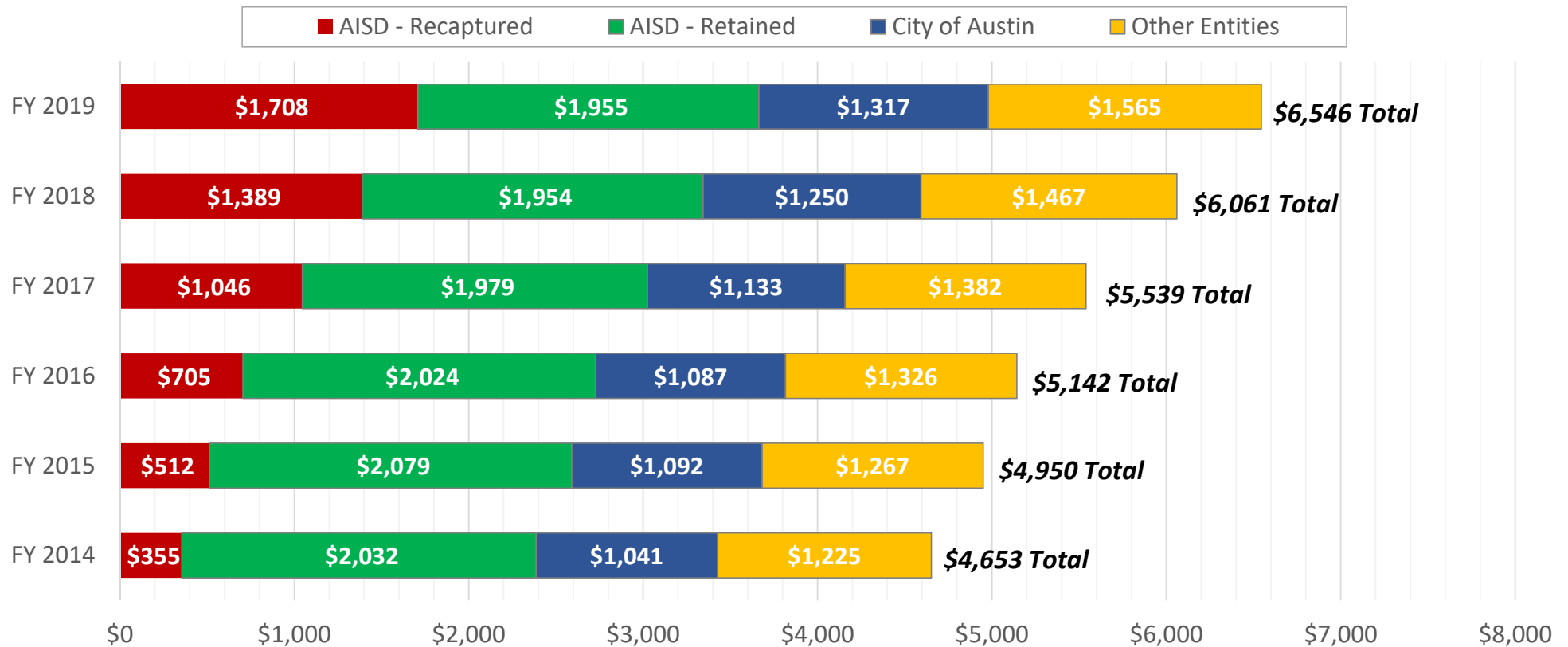
*The typical Austin taxpayer is defined as the owner of a median-value home that does not receive the senior/disabled exemption. This typical home had an assessed value of approximately \$332,000 in FY19, before accounting for each entities' homestead exemptions.

Historical and Projected AISD Recapture Payments



Five-Year Median-Value Homestead Tax Bill

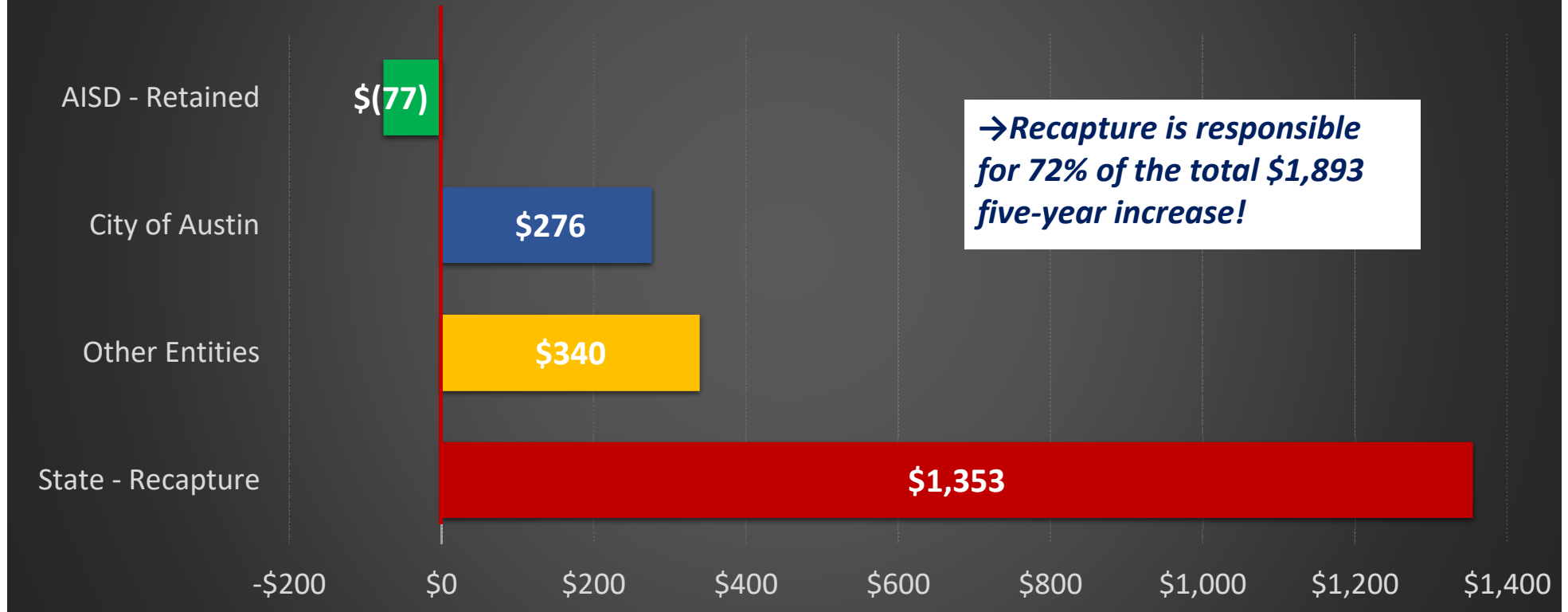
Components of Tax Bill



The typical Austin taxpayer is defined as the owner of a median-value home that does not receive the senior/disabled exemption. This typical home had an assessed value of approximately \$332,000 in FY19, before accounting for each entities' homestead exemptions.

Typical Austin Resident Property Tax Bill

5-Year Increase (Decrease): FY14 – FY19



The typical Austin taxpayer is defined as the owner of a median-value home that does not receive the senior/disabled exemption. This typical home had an assessed value of approximately \$332,000 in FY19, before accounting for each entities' homestead exemptions.

Lower Tax Cap: Minor Savings, Major Impacts

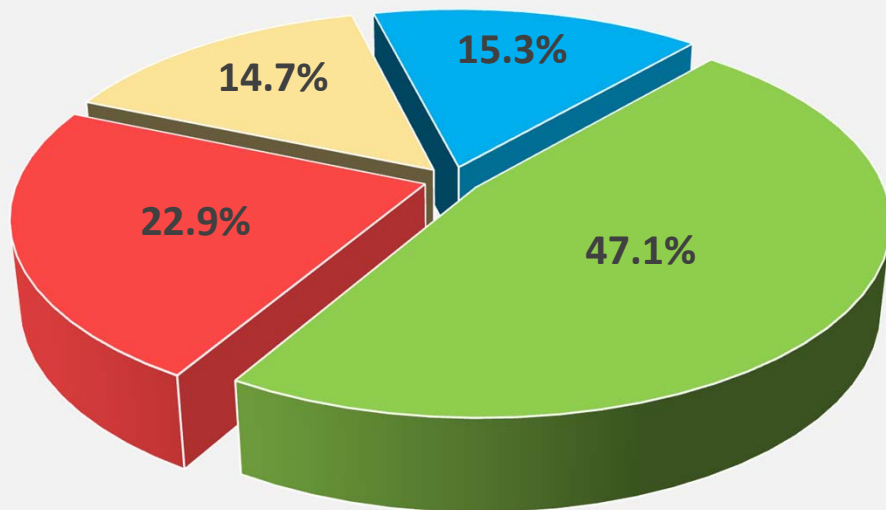
Had a 4% cap been in place for the prior five years, the typical Austin taxpayer would save less than \$7.50 a month in FY19, while the City would experience \$45 million less revenue. \$45 million could fund any one of the following:

- 480 Police Officers, 25% of the current sworn workforce
- 540 Sworn Firefighters, enough to staff 33 stations
- 90% of the citywide library system's total operating budget
- All aquatics, parks maintenance, and recreation centers



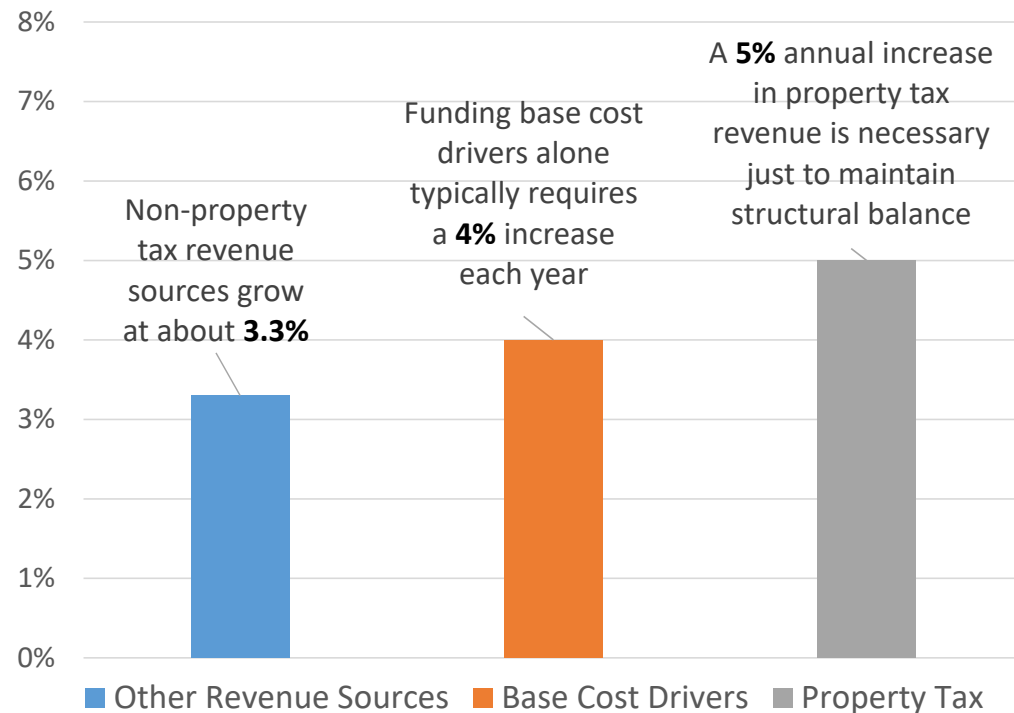
General Fund Revenue

**FY 2019 Amended Source of Funds
\$1.0 billion**



■ Property Tax ■ Sales Tax
■ Other Revenue ■ Utility Transfers

General Fund Growth Comparison



Base cost drivers include labor-related expenses such as cost-of-living adjustments and health insurance premium contributions, but not program expansions, service enhancements, or new policy initiatives.

Questions/Comments



AI SD Recapture Dynamics – Fiscal Year 2019

