







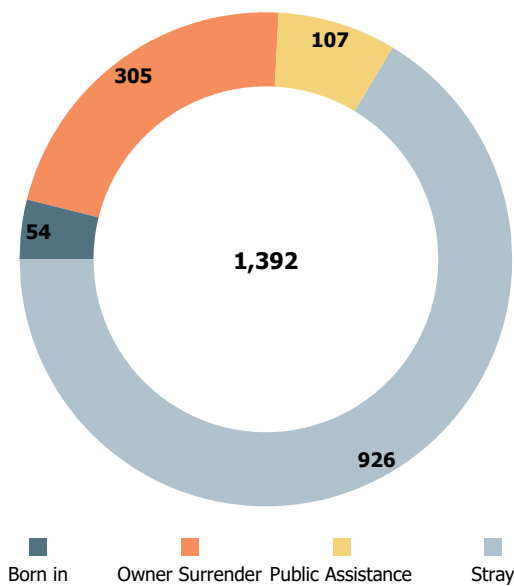
Austin Animal Center Monthly Report March 2019



Austin Animal Center March 2019 Intakes


| |  Neonatal |  Kitten |  Adult Cat |  Neonatal |  Puppy |  Adult Dog | Total |
|--------------------------|--|--|---|---|---|--|--------------|
| Born in | 46 | 0 | 0 | 8 | 0 | 0 | 54 |
| Owner Surrender | 0 | 22 | 58 | 5 | 67 | 153 | 305 |
| Public Assistance | 0 | 1 | 18 | 0 | 16 | 72 | 107 |
| Stray | 83 | 34 | 147 | 42 | 164 | 456 | 926 |
| Total | 129 | 57 | 223 | 55 | 247 | 681 | 1,392 |

Intakes by Intake Type





Age Breakdown



Neonatal

  under 6 weeks old

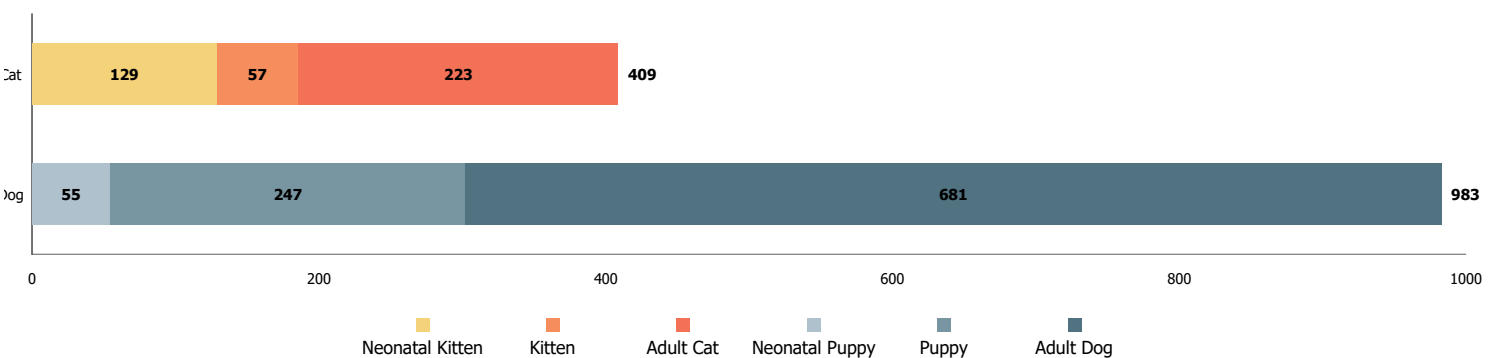
Kitten/Puppy

  6 weeks to under 1 year old

Adult

  at least 1 year old

Intakes by Age Breakdown

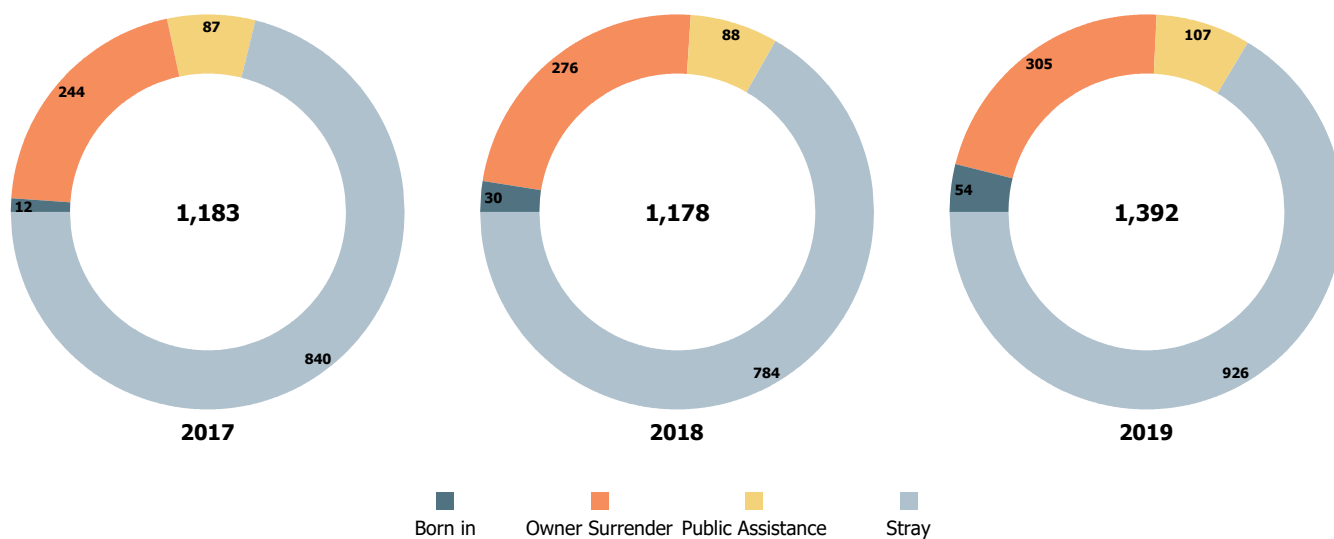


Austin Animal Center March 2017 to 2019 Intakes

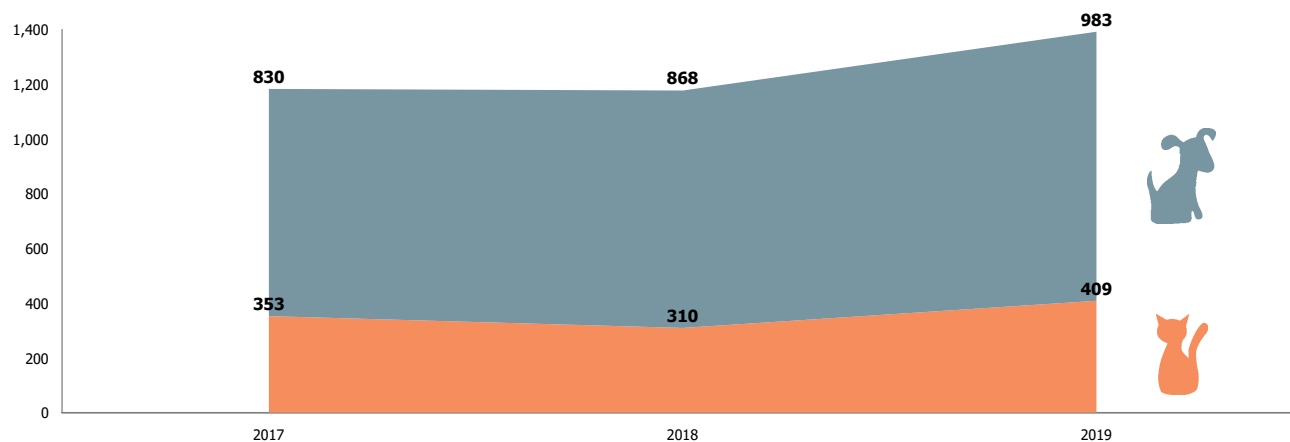


| | 2017 | | | 2018 | | | 2019 | | |
|--------------------------|------------|------------|--------------|------------|------------|--------------|------------|------------|--------------|
| | Cat | Dog | Total | Cat | Dog | Total | Cat | Dog | Total |
| Born in | 0 | 12 | 12 | 5 | 25 | 30 | 46 | 8 | 54 |
| Owner Surrender | 84 | 160 | 244 | 94 | 182 | 276 | 80 | 225 | 305 |
| Public Assistance | 8 | 79 | 87 | 11 | 77 | 88 | 19 | 88 | 107 |
| Stray | 261 | 579 | 840 | 200 | 584 | 784 | 264 | 662 | 926 |
| Total | 353 | 830 | 1,183 | 310 | 868 | 1,178 | 409 | 983 | 1,392 |







Yearly March Intakes by Intake Type




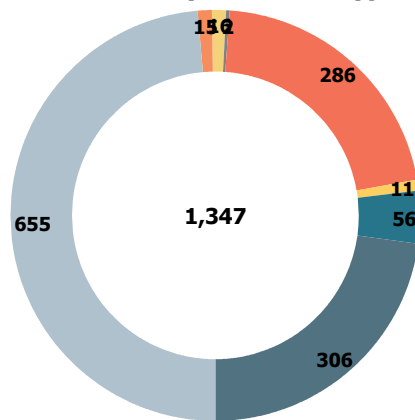
Yearly March Intakes by Animal Type



Austin Animal Center March 2019 Outcomes

| |  Neonatal |  Kitten |  Adult Cat |  Neonatal |  Puppy |  Adult Dog | Total |
|------------------------------|--|--|---|---|---|--|--------------|
| Adoption | 0 | 65 | 98 | 0 | 194 | 298 | 655 |
| Deceased | 3 | 2 | 0 | 4 | 2 | 4 | 15 |
| Humane Euthanasia | 1 | 0 | 8 | 0 | 0 | 7 | 16 |
| Missing | 0 | 0 | 1 | 0 | 0 | 1 | 2 |
| RTO | 0 | 9 | 34 | 0 | 30 | 213 | 286 |
| Rto-Adopt | 0 | 0 | 1 | 0 | 2 | 8 | 11 |
| Shelter Neuter Return | 0 | 9 | 47 | 0 | 0 | 0 | 56 |
| Transfer | 49 | 3 | 40 | 25 | 59 | 130 | 306 |
| Total | 53 | 88 | 229 | 29 | 287 | 661 | 1,347 |

Outcomes by Outcome Type





Age Breakdown

Neonatal

  under 6 weeks old

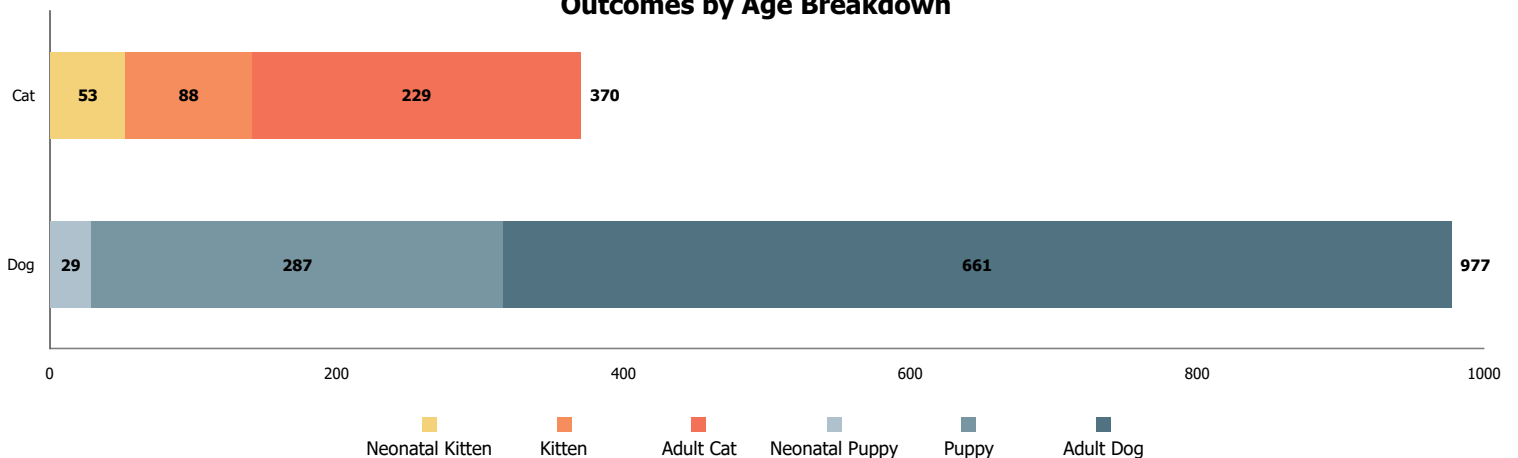
Kitten/Puppy

  6 weeks to under 1 year old

Adult

  at least 1 year old

Outcomes by Age Breakdown

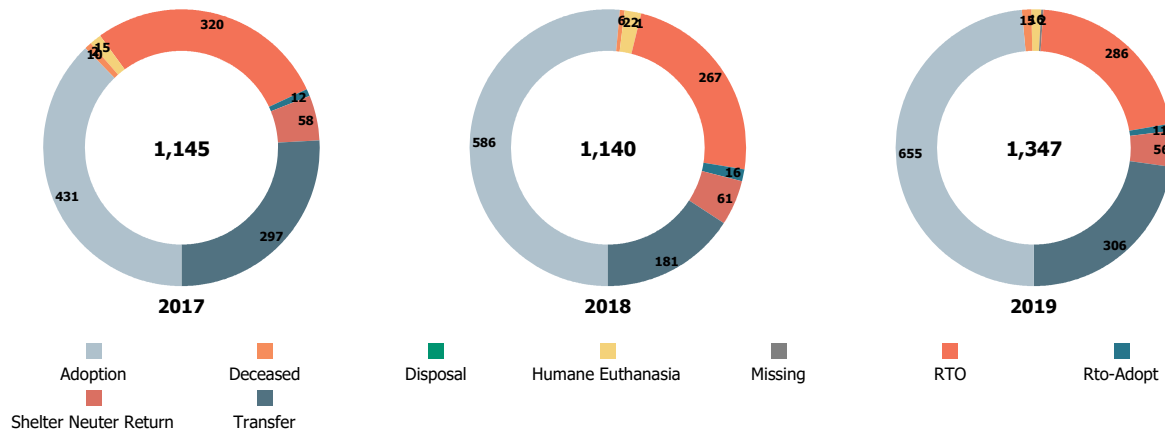


Austin Animal Center March 2017 to 2019 Outcomes

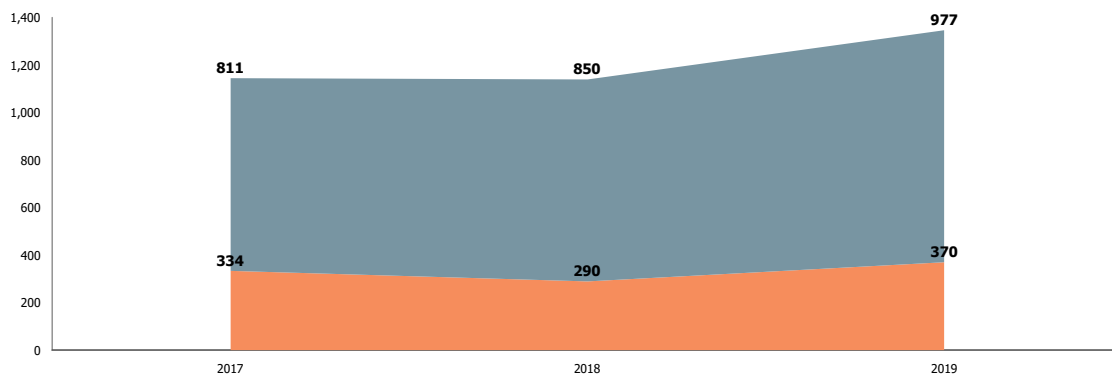


| | 2017 | | | 2018 | | | 2019 | | |
|-----------------------|------------|------------|--------------|------------|------------|--------------|------------|------------|--------------|
| | Cat | Dog | Total | Cat | Dog | Total | Cat | Dog | Total |
| Adoption | 110 | 321 | 431 | 119 | 467 | 586 | 163 | 492 | 655 |
| Deceased | 8 | 2 | 10 | 3 | 3 | 6 | 5 | 10 | 15 |
| Disposal | 0 | 2 | 2 | 0 | 0 | 0 | 0 | 0 | 0 |
| Humane Euthanasia | 12 | 3 | 15 | 12 | 10 | 22 | 9 | 7 | 16 |
| Missing | 0 | 0 | 0 | 1 | 0 | 1 | 1 | 1 | 2 |
| RTO | 27 | 293 | 320 | 26 | 241 | 267 | 43 | 243 | 286 |
| Rto-Adopt | 4 | 8 | 12 | 2 | 14 | 16 | 1 | 10 | 11 |
| Shelter Neuter Return | 58 | 0 | 58 | 61 | 0 | 61 | 56 | 0 | 56 |
| Transfer | 115 | 182 | 297 | 66 | 115 | 181 | 92 | 214 | 306 |
| Total | 334 | 811 | 1,145 | 290 | 850 | 1,140 | 370 | 977 | 1,347 |

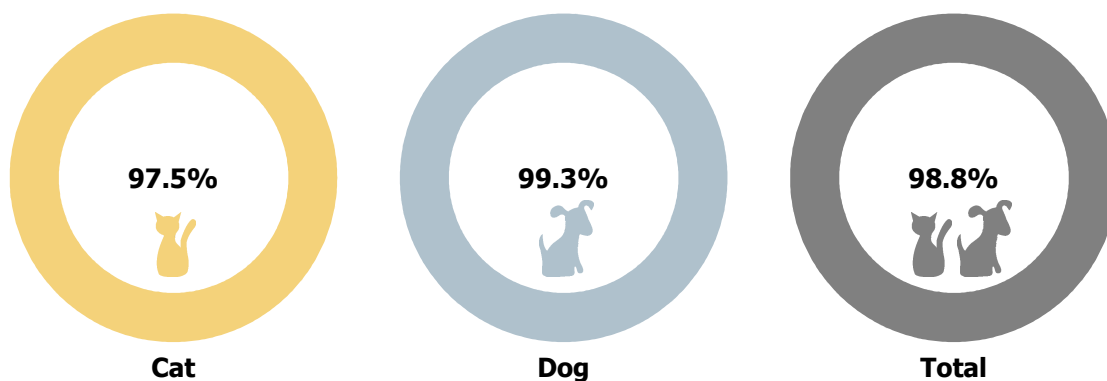
Yearly March Outcomes by Outcome Type



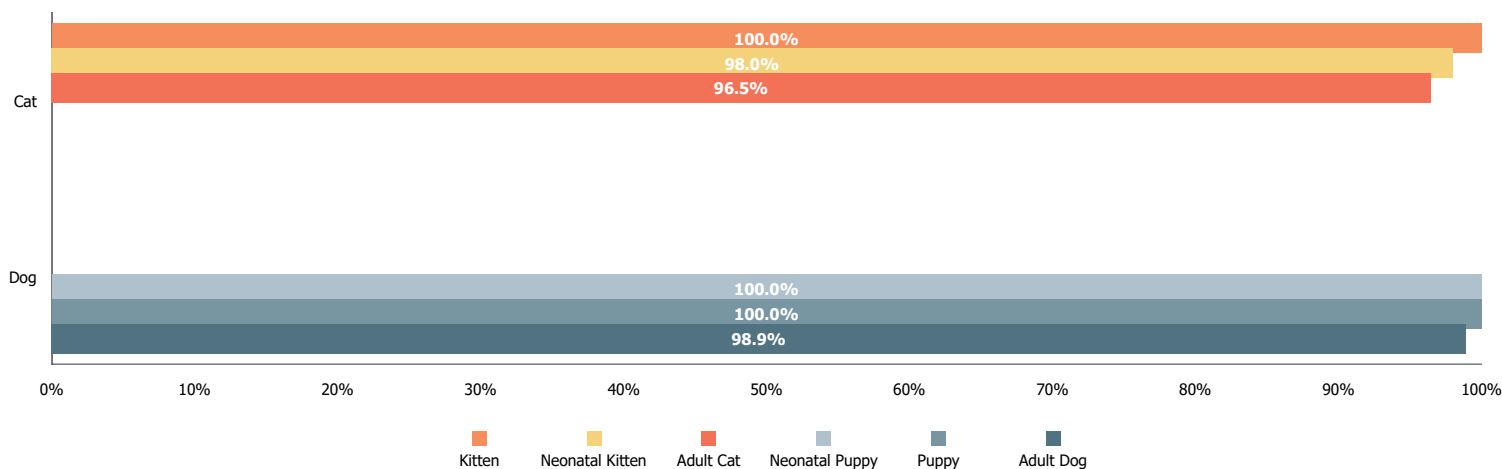
Yearly March Outcomes by Animal Type



Total Live Release Rates



Live Release Rates by Age Breakdown



Yearly March Live Release Rates Compared

