



To: Zero Waste Advisory Commission

From: Richard McHale
Interim Director
Austin Resource Recovery Department

Date: July 10, 2019

Subject: Director's Monthly Report to the Zero Waste Advisory Commission

ARR Solicitations Update
As of June 26, 2019
ZWAC Meeting July 10, 2019

Upcoming Solicitations Under Development (in alphabetical order):

1. Impact Study – Economic Impact of Existing C&D Disposal and Diversion Rates on Household Affordability: RFQ
– Consultant to conduct a comprehensive, data driven benchmarking study of the economic impact of existing disposal and diversion rates on household affordability and an assessment of future markets for reuse of construction and demolition materials on or before April 2, 2020. This study is required by City Ordinance No. 20151119-098. No existing contract.
2. Mattress Collection and Recycling Services: RFP – This is a new service needed as mattresses are currently collected through bulky collection and landfilled at high rates. An RFI was issued in July 2018. That information is under review to establish a scope of work, and then publish a solicitation. No existing contract.
3. Post-Disaster Debris Removal Services: RFP – Contractor to provide emergency debris removal services in accordance with the Federal Emergency Management Administration (FEMA) policies and guidelines. No existing contract.
4. Post-Disaster Debris Monitoring Services: RFP – Contractor to provide emergency field debris monitoring services to include management and accounting services for monitoring the recovery efforts of the City's Post Disaster Debris Removal Contractor. No existing contract.

Definitions:

CCO (Capital Contracting Office): Administers the procurement of professional and construction services.

CO-OP (Cooperative Contract): A contract that has been competitively bid and issued by another government or purchasing alliance with the intention of sharing it with other governmental entities.

IFB (Invitation for Bid): Formal bidding documents inviting suppliers to submit pricing for goods or services.

RFI (Request for Information): Used to obtain industry input, feedback, or reactions from potential suppliers prior to issuing a solicitation.

RFQ (Request for Quotation): Informal request to suppliers to provide quotes on specific goods or services.

RFQS (Request for Qualifications): Formal solicitation used when qualifications are the main criteria for professional services.

RFP (Request for Proposals): Formal request for a supplier to provide a solution and cost estimate to a complex need.

5. Replacement Brooms for Sweepers: IFB – Contractor to provide replacement brooms and accessories for ARR’s Schwarze, Tennant, and Tymco sweepers on an as needed basis. Current contract documents: https://www.austintexas.gov/financeonline/contract_catalog/OCCViewMA.cfm?cd=MA&dd=7800&id=GA140000019

6. Vehicle Rapid Response Remediation Services: IFB – Contractor to provide rapid response remediation services for spills resulting from accidents and equipment malfunctions that occur within ARR’s vehicle fleet, to include containerizing and transporting the material from vehicles spills for recycling, waste treatment, and ultimate disposal. Spills associated with these incidents are primarily non-hazardous total petroleum hydrocarbons (TPH) and engine coolant. Current contract documents: https://www.austintexas.gov/financeonline/contract_catalog/OCCViewMA.cfm?cd=MA&dd=1500&id=NA140000103

7. Waste Diversion and Characterization Study: RFP – Consultant to conduct a community waste diversion and waste characterization study to analyze existing programs, conduct field observations, facilitate composition evaluation, and perform data analysis to track progress towards ARR’s Zero Waste goal and identify needs and opportunities for diversion of particular materials. ARR’s Master Plan recommended that a waste diversion study be completed and updated every five years. No existing contract.

Solicitations to be Posted Within the Next 90 Days:

1. Dumpster Collection and Cleaning Services for the Central Business District: IFB – Contract to provide trash, recycling, and compost dumpster collection, collection of bulk materials and area litter clean up in the Central Business District of Austin, Texas. Current contract documents: https://www.austintexas.gov/financeonline/contract_catalog/OCCViewMA.cfm?cd=MA&dd=1500&id=NA140000089

2. Medical Health and Evaluation Program: RFQS – Contractor to provide a medical and health evaluation program for applicants and employees potentially exposed to levels of hazardous materials, respiratory contaminants, noise, and other occupational health related conditions, as well as conduct medical and health evaluations for Commercial Driver’s License drivers to determine each driver’s physical ability to operate a commercial vehicle. Current Contract, NA140000170, is not available to the public. Current Contract expires on October 12, 2019.

3. Residential Trash Dumpster Collection Services: IFB – Contractor to collect, transport, process, dispose of, and clean-up trash materials generated by ARR residential customers located within the ARR service areas of Austin. ARR residential customers include single family, duplex, triplex and fourplex premises. Current contract documents: https://www.austintexas.gov/financeonline/contract_catalog/OCCViewMA.cfm?cd=MA&dd=1500&id=NA120000143

Definitions:

CCO (Capital Contracting Office): Administers the procurement of professional and construction services.

CO-OP (Cooperative Contract): A contract that has been competitively bid and issued by another government or purchasing alliance with the intention of sharing it with other governmental entities.

IFB (Invitation for Bid): Formal bidding documents inviting suppliers to submit pricing for goods or services.

RFI (Request for Information): Used to obtain industry input, feedback, or reactions from potential suppliers prior to issuing a solicitation.

RFQ (Request for Quotation): Informal request to suppliers to provide quotes on specific goods or services.

RFQS (Request for Qualifications): Formal solicitation used when qualifications are the main criteria for professional services.

RFP (Request for Proposals): Formal request for a supplier to provide a solution and cost estimate to a complex need.

4. Routine Non-Residential (City Facilities) Dumpster Collection Services: RFP – Contractor to collect trash, recycling, brush, bulk, and compostable Materials from City of Austin facilities. Scope may also include as-needed special event and emergency service needs. Current contract documents: https://www.austintexas.gov/financeonline/contract_catalog/OCCViewMA.cfm?cd=MA&dd=1500&id=NA110000024
5. Textiles Curbside Recycling: RFI 1500 SLW 6003 – Contractor to develop and implement an all-encompassing curbside soft textile recyclables collection services program that will not compete with charitable clothing donation centers. Currently evaluating responses to the RFI for solicitation of this service. Current contract documents: https://www.austintexas.gov/financeonline/contract_catalog/OCCViewMA.cfm?cd=MA&dd=1500&id=NR160000006

Published Solicitations:

1. Collection, Transportation, Processing, and Disposal of Hazardous Waste: IFB 1500 SLW 1025 – Contractor to collect, transport, process, and dispose of hazardous waste collected at the Recycle and Reuse Drop-off Center (RRDOC), as well as provide emergency response remediation services for hazardous and non-hazardous solid waste spills on City property. This solicitation was published on June 10, 2019 and is scheduled to close on July 2, 2019.

Solicitations in Evaluation or Negotiation:

1. Austin Resource Recovery Master Plan Update: RFP 1500 SLW 3003 – Consultant to revise and update the current Master Plan centering on the areas of focus as identified by staff and the Zero Waste Advisory Commission. This solicitation was published on February 4, 2019 and closed on March 19, 2019. Originally listed for discussion and action on the May 8th ZWAC meeting (quorum not reached – rescheduled for June 4th), and the June 6th Council agenda, but was postponed until the June 20th Council agenda. It was approved by Council on June 20th.
2. Flat Sheet Printing and Direct Mail Services: IFB 1500 CRR1004 – Contractor to provide a variety of flat sheet printing and related services. This solicitation was published on May 27, 2019 and closed on June 13, 2019.
3. Latex Paint Recycling: RFP 1500 SLW 3002 – Contractor to pick up, transport, sort, remanufacture, package, and resale latex paint collected at ARR's Household Hazardous Waste Facility. This solicitation was published on February 11, 2019 and closed on March 26, 2019. This is listed for discussion and action on the August 8th Council agenda.
4. Organics Processing Services: IFB 1500 SLW 1018 – Contractor to provide complete organics processing, sorting, composting, and marketing services to include detailed data reporting to support the City's expanding residential curbside organic materials collection program. This solicitation was published on

Definitions:

CCO (Capital Contracting Office): Administers the procurement of professional and construction services.

CO-OP (Cooperative Contract): A contract that has been competitively bid and issued by another government or purchasing alliance with the intention of sharing it with other governmental entities.

IFB (Invitation for Bid): Formal bidding documents inviting suppliers to submit pricing for goods or services.

RFI (Request for Information): Used to obtain industry input, feedback, or reactions from potential suppliers prior to issuing a solicitation.

RFQ (Request for Quotation): Informal request to suppliers to provide quotes on specific goods or services.

RFQS (Request for Qualifications): Formal solicitation used when qualifications are the main criteria for professional services.

RFP (Request for Proposals): Formal request for a supplier to provide a solution and cost estimate to a complex need.

May 27, 2019 and closed on June 25, 2019.

5. Recycling of Polyethylene (Plastic Film): [IFB 1500 SLW 1022](#) – Contractor to pick up, transport, and recycle expanded polystyrene that ARR collects at the RRDOC. ARR collected approximately 15 tons of plastic film last year. This solicitation was published on May 15, 2019 and closed on June 6, 2019. No existing contract.
6. Trash and Recycling Receptacles for Downtown: [IFB 1500 SLW 1017](#) – Contractor to provide trash and recycling containers that match receptacle design in the downtown Austin area, according to Great Streets Master Plan. This solicitation was published on March 4, 2019 and closed on March 21, 2019.

Definitions:

CCO (Capital Contracting Office): Administers the procurement of professional and construction services.

CO-OP (Cooperative Contract): A contract that has been competitively bid and issued by another government or purchasing alliance with the intention of sharing it with other governmental entities.

IFB (Invitation for Bid): Formal bidding documents inviting suppliers to submit pricing for goods or services.

RFI (Request for Information): Used to obtain industry input, feedback, or reactions from potential suppliers prior to issuing a solicitation.

RFQ (Request for Quotation): Informal request to suppliers to provide quotes on specific goods or services.

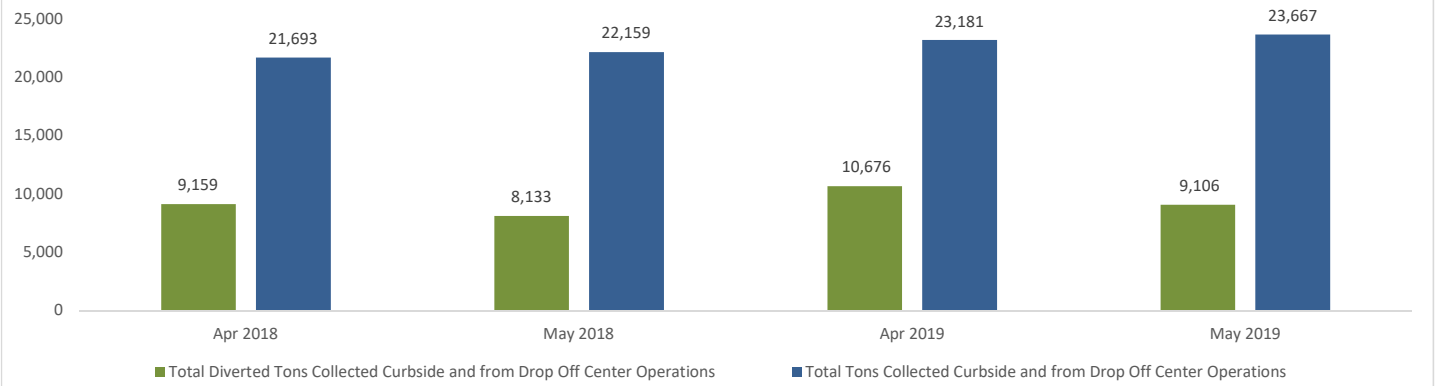
RFQS (Request for Qualifications): Formal solicitation used when qualifications are the main criteria for professional services.

RFP (Request for Proposals): Formal request for a supplier to provide a solution and cost estimate to a complex need.

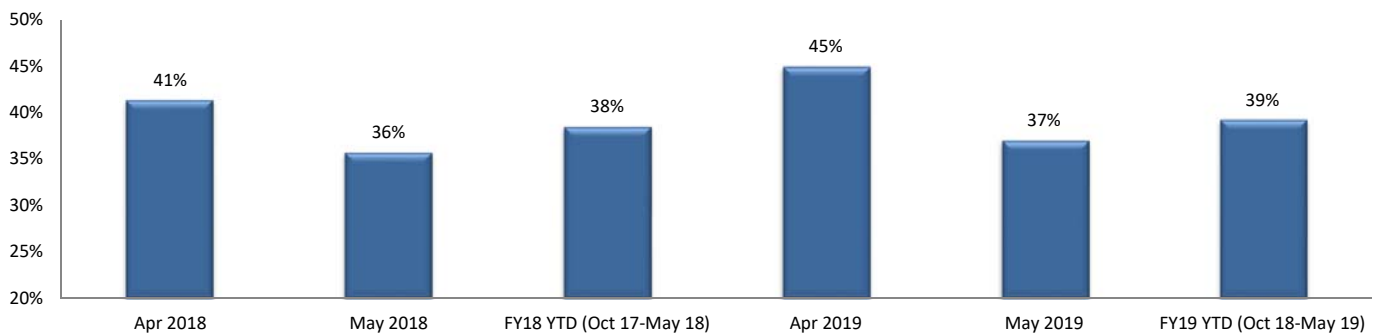
Austin Resource Recovery Curbside Collection and Drop Off Center Operations

| | | LAST FISCAL YEAR | | | | | CURRENT FISCAL YEAR | | | |
|--|--|------------------|---------|----------|----------|-----------------------------|---------------------|----------|-----------------------------|-----------------|
| Description of Services | | FY 2017 | FY 2018 | Apr 2018 | May 2018 | FY18 YTD (Oct 17-May 18) | Apr 2019 | May 2019 | FY19 YTD (Oct 18-May 19) | FY 2019 Goal |
| Tons Disposed | Tons of curbside Trash | 131,815 | 128,829 | 10,966 | 11,771 | 87,199 | 11,327 | 11,970 | 87,867 | 134,253 |
| | Tons of Curbside Bulk Disposed | 11,179 | 10,231 | 727 | 1,332 | 5,787 | 215 | 1,515 | 6,010 | 11,227 |
| | HHW Operations Tons Disposed | 471 | 528 | 50 | 47 | 319 | 40 | 63 | 336 | 451 |
| | Estimated Tons of Curbside Recycling Residuals* | 9,471 | 10,642 | 790 | 877 | 6,714 | 924 | 1,013 | 7,761 | 10,670 |
| | Total Disposed Tons Collected Curbside and from Drop Off Center Operations | 152,936 | 150,230 | 12,533 | 14,026 | 100,019 | 12,505 | 14,561 | 101,974 | 156,601 |
| *Estimated tons of curbside recycling processed by vendors as residual - based on bi-annual sample route audit | | | | | | | | | | |
| Tons Diverted | Tons of curbside recycling | 49,233 | 48,080 | 3,980 | 4,419 | 32,902 | 4,063 | 4,330 | 32,705 | 51,330 |
| | RRC Tons Recycled/Reused | 1,641 | 1,986 | 158 | 155 | 1,227 | 174 | 201 | 1,481 | 1,810 |
| | RRC Tons of Brush Collected | 1,142 | 1,505 | 152 | 162 | 927 | 274 | 350 | 1,819 | 2,250 |
| | HHW Operations Tons recycled/reused | 465 | 469 | 42 | 48 | 280 | 52 | 46 | 314 | 558 |
| | Tons of Drop Off Center Collections Recycled/Reused | 3,087 | 3,759 | 343 | 337 | 2,310 | 491 | 571 | 3,469 | 4,453 |
| | Tons of Curbside Yard Trimmings | 34,316 | 32,244 | 4,297 | 2,776 | 25,038 | 5,482 | 3,543 | 28,657 | 41,367 |
| | Tons of Curbside Bulk Recycled | 161 | 201 | 9 | 28 | 124 | 9 | 26 | 146 | 165 |
| | Tons of Curbside Brush Collected | 7,367 | 6,292 | 506 | 497 | 3,987 | 597 | 583 | 3,810 | 7,900 |
| | Tons of Curbside Textiles Collected | 238 | 150 | 15 | 14 | 94 | 9 | 8 | 72 | 157 |
| | Tons of Carts Recycled | 197 | 154 | 0 | 33 | 120 | 17 | 18 | 116 | 175 |
| | Total Diverted Tons Collected Curbside and from Drop Off Center Operations | 94,760 | 91,081 | 9,159 | 8,133 | 64,699 | 10,676 | 9,106 | 69,121 | 105,712 |
| | Tons of Curbside Compost Collected** | 5,069 | 14,414 | 1,573 | 1,214 | 9,823 | 2,833 | 2,101 | 16,385 | 27,300 |
| ***Tons of Curbside Compost Collected" is included in the "Tons of Yard Trimmings Collected" | | | | | | | | | | |
| Total Tons Collected Curbside and from Drop Off Center Operations | | 247,696 | 241,311 | 21,693 | 22,159 | 164,718 | 23,181 | 23,667 | 171,095 | 262,313 |
| Estimated Percent of Curbside Collected Materials Diverted from Landfills by ARR | | 37.51% | 36.79% | 41.37% | 35.72% | 38.49% | 44.95% | 36.98% | 39.24% | 39.30% |
| Pounds of Trash collected per customer per pickup | | 26.09 | 24.84 | 25.32 | 27.12 | 25.34 | 25.83 | 27.25 | 25.15 | 25.52 |
| Number of Trash and Recycling Customers | | 194,357 | 199,448 | 199,845 | 200,319 | 198,529 | 202,384 | 202,716 | 201,583 | 202,317 |
| Pounds of Recycled materials collected per customer per pickup (every other week) | | 19.61 | 18.65 | 18.49 | 20.49 | 19.23 | 18.64 | 19.83 | 18.82 | 19.82 |
| Pounds of Yard Trimmings collected per customer per week | | 6.83 | 6.25 | 9.98 | 6.43 | 7.32 | 12.57 | 8.11 | 8.25 | 7.99 |
| Number of Yard Trimmings/Organics Customers | | 193,110 | 198,325 | 198,660 | 199,128 | 197,458 | 201,210 | 201,600 | 200,483 | 199,199 |
| Total tons of Dead Animals Collected from COA rights-of-way and the animal shelter | | | | | | | | | | |
| | | 44 | 36 | 3 | 3 | 27 | 2 | 2 | 20 | 42 |

Austin Resource Recovery Curbside Collection and Drop Off Center Operations



Estimated Percent of Curbside Collected Materials Diverted from Landfills by ARR

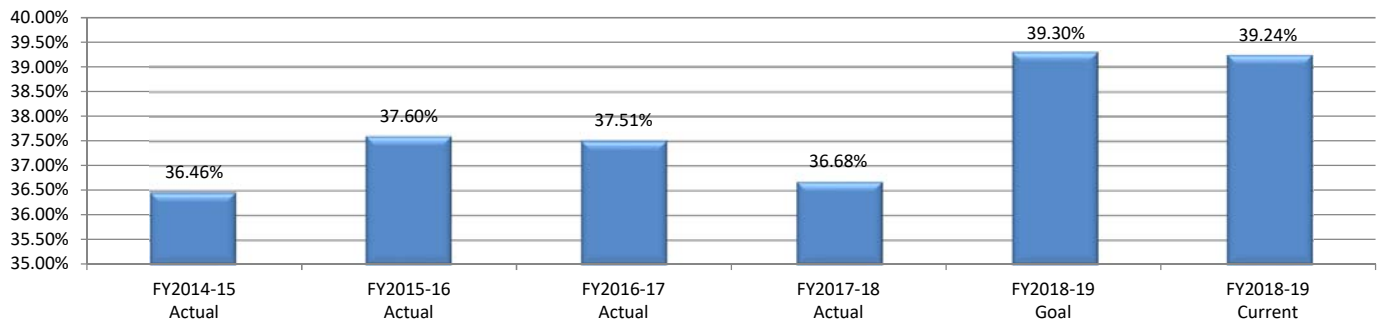


Reporting Status and Diversion Results for All Categories of Waste Generation

| Category of Waste Generation | FY2014-15 Actual | FY2015-16 Actual | FY2016-17 Actual | FY2017-18 Actual | FY2018-19 Goal | FY2018-19 Current |
|--|------------------|------------------|------------------|------------------|----------------|-------------------|
| Residential Waste Diversion (city serviced accounts) | 36.46% | 37.60% | 37.51% | 36.68% | 39.30% | 39.24% |
| Community Diversion Rate | * | 42.02% | * | * | * | * |

*As prescribed in the Austin Resource Recovery Master Plan, the Department will conduct a detailed waste assessment study every five years to determine progress toward our Zero Waste goal. The first such study was published in 2015 and is titled Austin's 2015 Community Diversion Study. The study focused on estimating diversion from both ARR-serviced properties and commercial properties. Commercial properties include retail businesses, food service establishments, professional offices, industrial properties, institutional facilities, government facilities, and multifamily properties five units and larger. According to Austin's 2015 Community Diversion Study, Residential Waste Diversion Rate (city serviced accounts) represents approximately 15% and the Community Diversion Rate (accounts serviced by private waste haulers) represents approximately 85% of the total citywide wastage.

Residential Waste Diversion (city serviced accounts)



| Category of Waste Generation | CY 2015 | CY 2016 | CY 2017 |
|------------------------------|-----------|-----------|-----------|
| Commercial Tons Landfilled** | 1,062,012 | 1,152,661 | 1,708,484 |
| Commercial Tons Recycled** | 550,515 | 360,244 | 722,573 |
| Commercial Organics Tons** | 556,099 | 206,165 | 97,173 |

** Numbers reported here are compiled from self-reported data submitted by licensed private waste haulers via semi-annual tonnage reports required under Section 15-6-3 of the City Code on a calendar year basis and as such, ARR does not attest to the accuracy of these amounts. These numbers reflect data from 100-200 licensed haulers (number of haulers varies over time), and include haulers servicing dumpsters, roll-offs, construction and demolition debris, landscaping debris, and metal scrap. These numbers do not reflect all data sources included in Austin's 2015 Community Diversion Study.

Zero Waste Advisory Commission - July 10th, 2019
Single Stream Recycling Statistical Report
FY19: October 2018 - May 2019
Texas Disposal Systems (TDS) and Balcones Resources, Inc. (BRI)

| Month and Year | Contractor | Tons Delivered | Contractor Payments | | | Net Value to the City | Landfill Cost Avoidance | |
|--------------------|--------------|------------------|---------------------|--------------------|-----------------------|-----------------------|-------------------------|------------------|
| | | | Revenue | Processing Cost | Net Amount Due/(Owed) | \$ per ton value | Cost Per Ton | Total |
| October 2018 | TDS | 2,292.54 | \$93,700 | \$207,475 | (\$113,775) | (\$49.63) | \$22.52 | \$51,628 |
| | BRI | 2,907.11 | \$60,090 | \$211,519 | (\$151,430) | (\$52.09) | \$22.52 | \$65,468 |
| | <i>Total</i> | 5,199.65 | \$153,790 | \$418,994 | (\$265,205) | | | \$117,096 |
| November 2018 | TDS | 1,890.70 | \$71,812 | \$171,108 | (\$99,296) | (\$52.52) | \$22.52 | \$42,579 |
| | BRI | 3,256.23 | \$65,141 | \$231,092 | (\$165,951) | (\$50.96) | \$22.52 | \$73,330 |
| | <i>Total</i> | 5,146.93 | \$136,953 | \$402,201 | (\$265,247) | | | \$115,909 |
| December 2018 | TDS | 2,164.25 | \$81,734 | \$195,865 | (\$114,130) | (\$52.73) | \$22.52 | \$48,739 |
| | BRI | 3,043.88 | \$60,832 | \$219,414 | (\$158,582) | (\$52.10) | \$22.52 | \$68,548 |
| | <i>Total</i> | 5,208.13 | \$142,566 | \$415,278 | (\$272,712) | | | \$117,287 |
| January 2019 | TDS | 2,256.70 | \$83,512 | \$204,231 | (\$120,719) | (\$53.49) | \$22.52 | \$50,821 |
| | BRI | 3,478.81 | \$67,008 | \$243,334 | (\$176,326) | (\$50.69) | \$22.52 | \$78,343 |
| | <i>Total</i> | 5,735.51 | \$150,520 | \$447,566 | (\$297,046) | | | \$129,164 |
| February 2019 | TDS | 1,767.72 | \$60,030 | \$159,979 | (\$99,949) | (\$56.54) | \$22.52 | \$39,809 |
| | BRI | 2,585.31 | \$45,828 | \$192,534 | (\$146,705) | (\$56.75) | \$22.52 | \$58,221 |
| | <i>Total</i> | 4,353.03 | \$105,858 | \$352,512 | (\$246,654) | | | \$98,030 |
| March 2019 | TDS | 1,710.00 | \$54,164 | \$154,755 | (\$100,591) | (\$58.83) | \$22.52 | \$38,509 |
| | BRI | 2,782.95 | \$45,917 | \$204,194 | (\$158,277) | (\$56.87) | \$22.52 | \$62,672 |
| | <i>Total</i> | 4,492.95 | \$100,081 | \$358,949 | (\$258,868) | | | \$101,181 |
| April 2019 | TDS | 2,241.97 | \$62,901 | \$202,898 | (\$139,997) | (\$62.44) | \$22.52 | \$50,489 |
| | BRI | 2,745.03 | \$39,757 | \$201,957 | (\$162,200) | (\$59.09) | \$22.52 | \$61,818 |
| | <i>Total</i> | 4,987.00 | \$102,658 | \$404,855 | (\$302,197) | | | \$112,307 |
| May 2019 | TDS | 1,829.78 | \$52,746 | \$165,595 | (\$112,849) | (\$61.67) | \$22.52 | \$41,207 |
| | BRI | 3,513.29 | \$45,260 | \$245,231 | (\$199,971) | (\$56.92) | \$22.52 | \$79,119 |
| | <i>Total</i> | 5,343.07 | \$98,006 | \$410,826 | (\$312,820) | | | \$120,326 |
| FY19 Totals | | 40,466.27 | \$990,433 | \$3,211,181 | (\$2,220,748) | | | \$911,300 |