



RMC Monthly Report

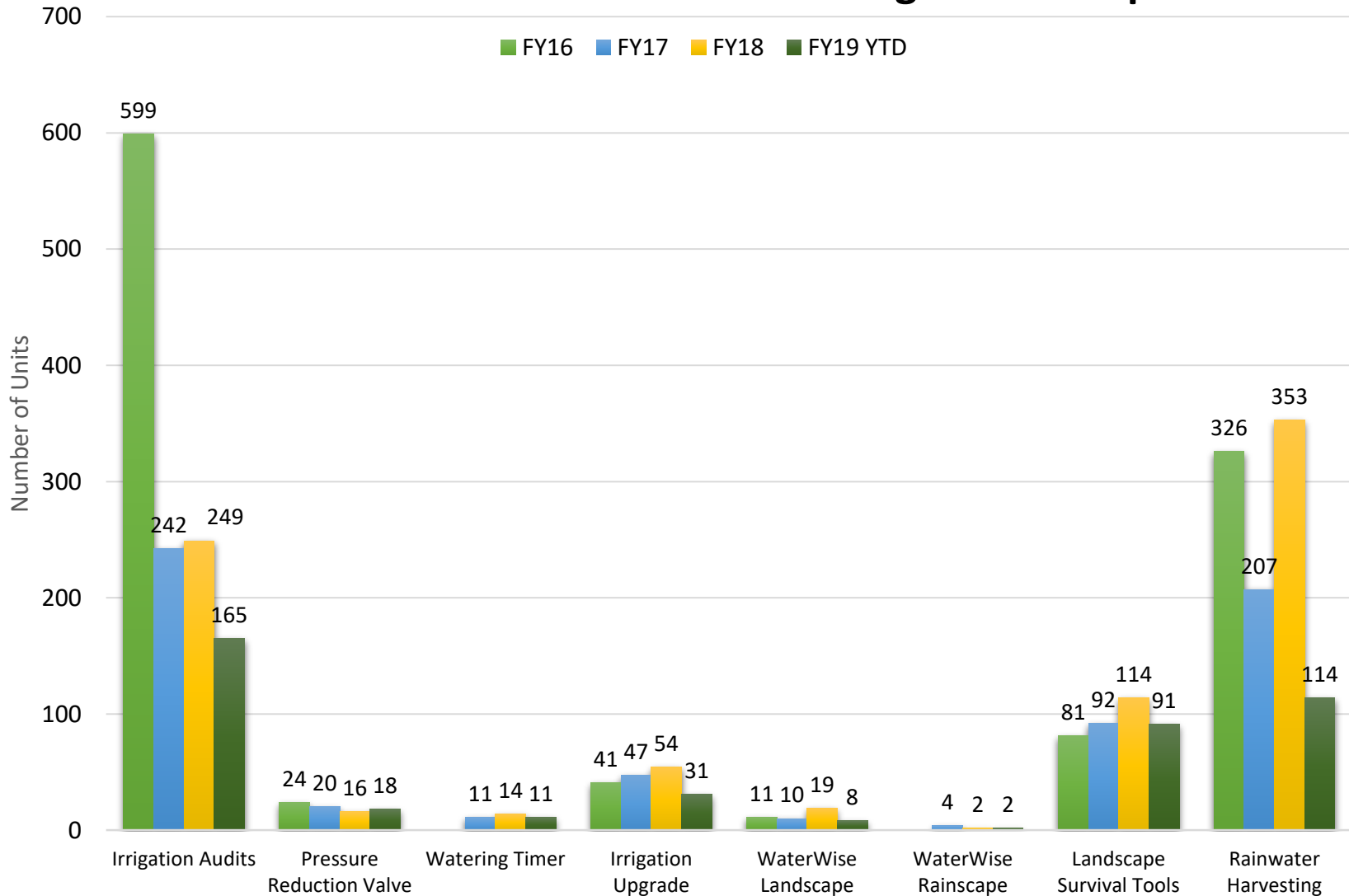
August 2019

FY 19

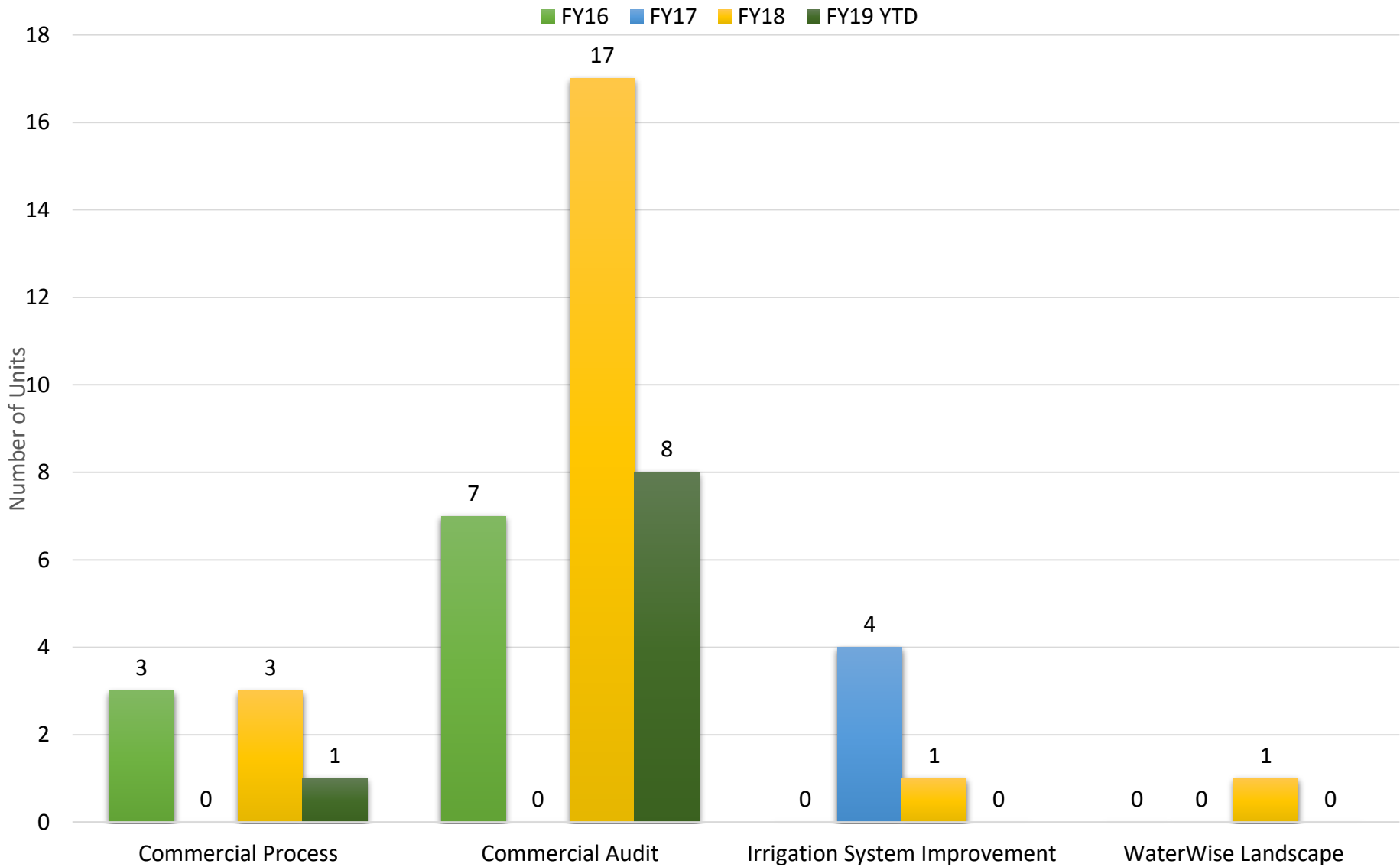
Mark Jordan
Water Conservation Division
City of Austin | Austin Water



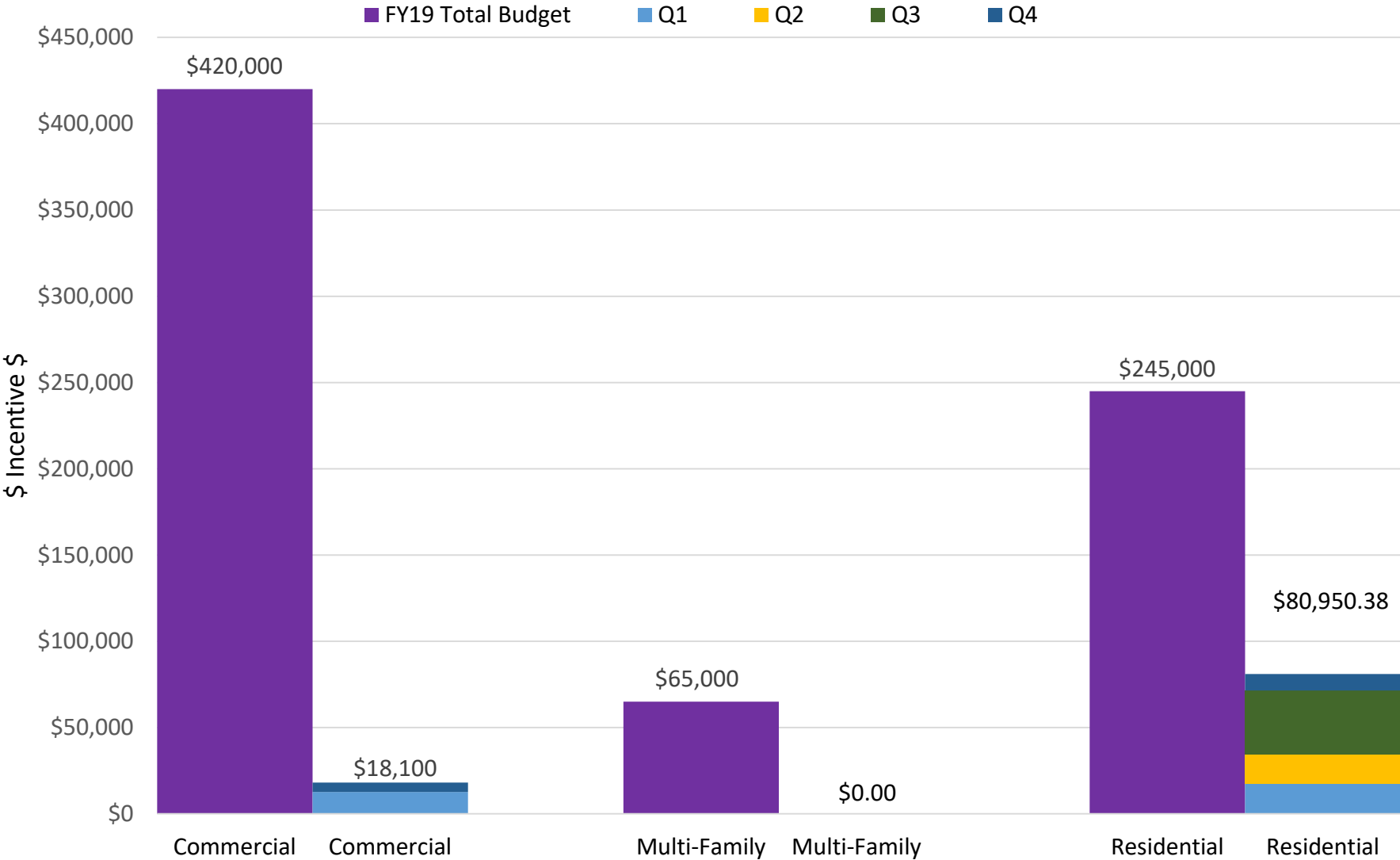
Residential Incentive Program Participation



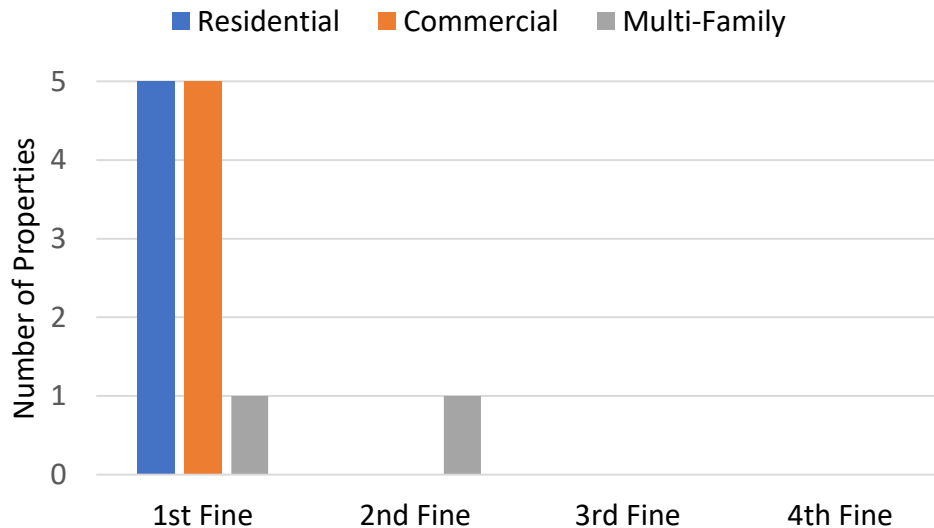
Commercial & Multifamily Incentive Program Participation



Incentives Budget and Expenditures, FY19 YTD



Water Waste Enforcement Activity FY19 TD Administrative Fines



Violations:

- 506 Warnings Issued

Administrative Fines:

- 15 Fines Issued
- 2 Appealed
- 0 Reduced or Dismissed

311 Reports:

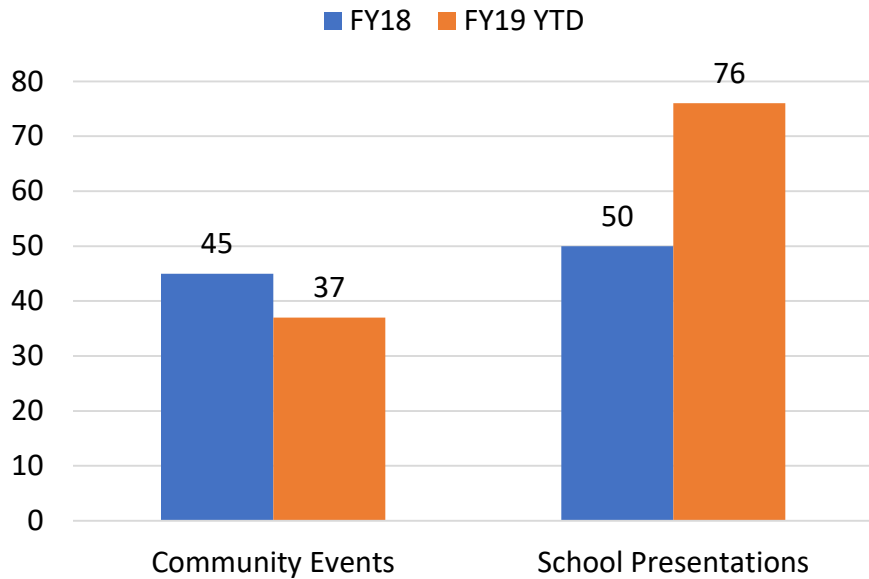
- 1,722 Processed

Administrative Fines assessed:

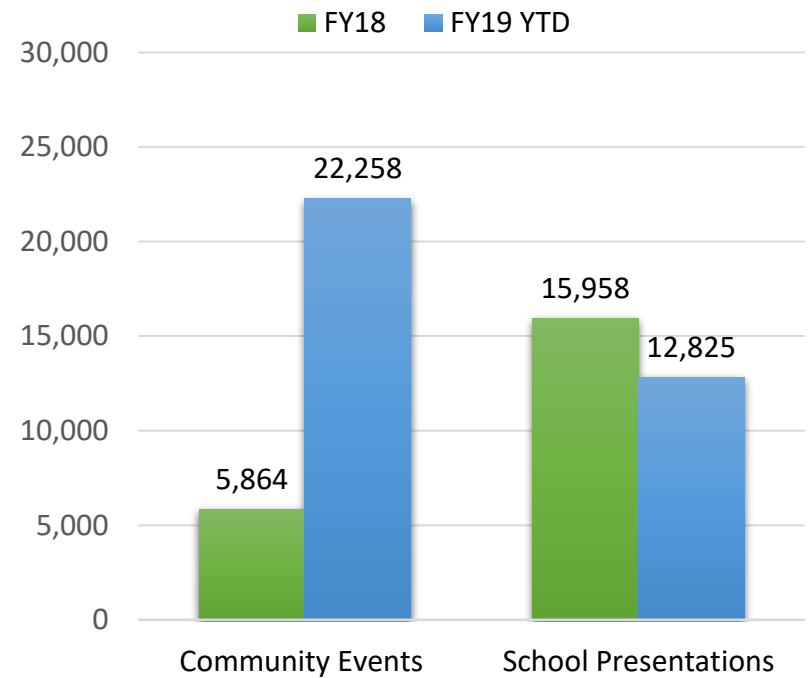
- Only if a warning has already been issued within past twelve months
- On customer's utility bill after Administrative Process completed

311 Citizen reports generate a postcard alert

Public Outreach Activity Number of Events

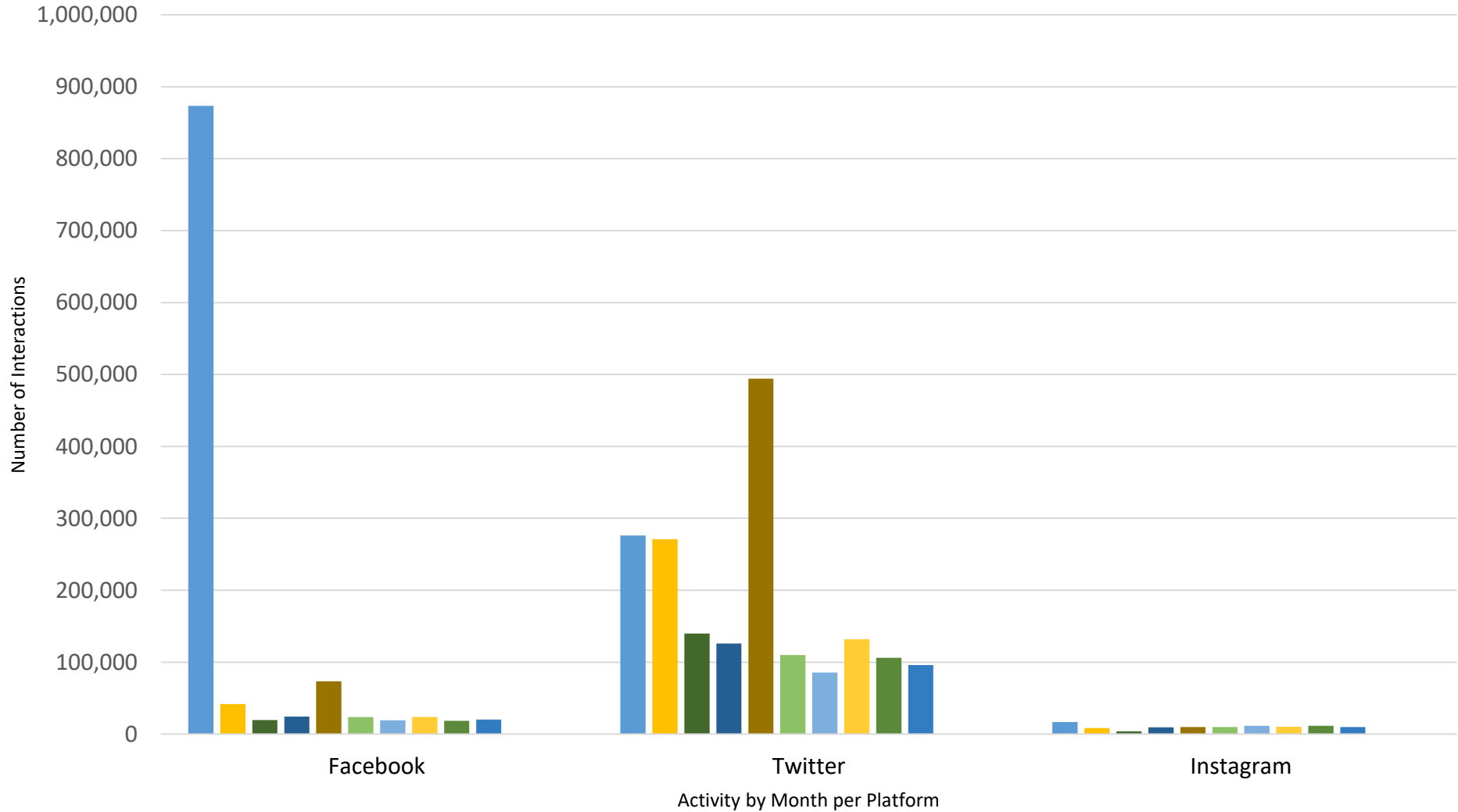


Public Outreach Activity Populations Reached

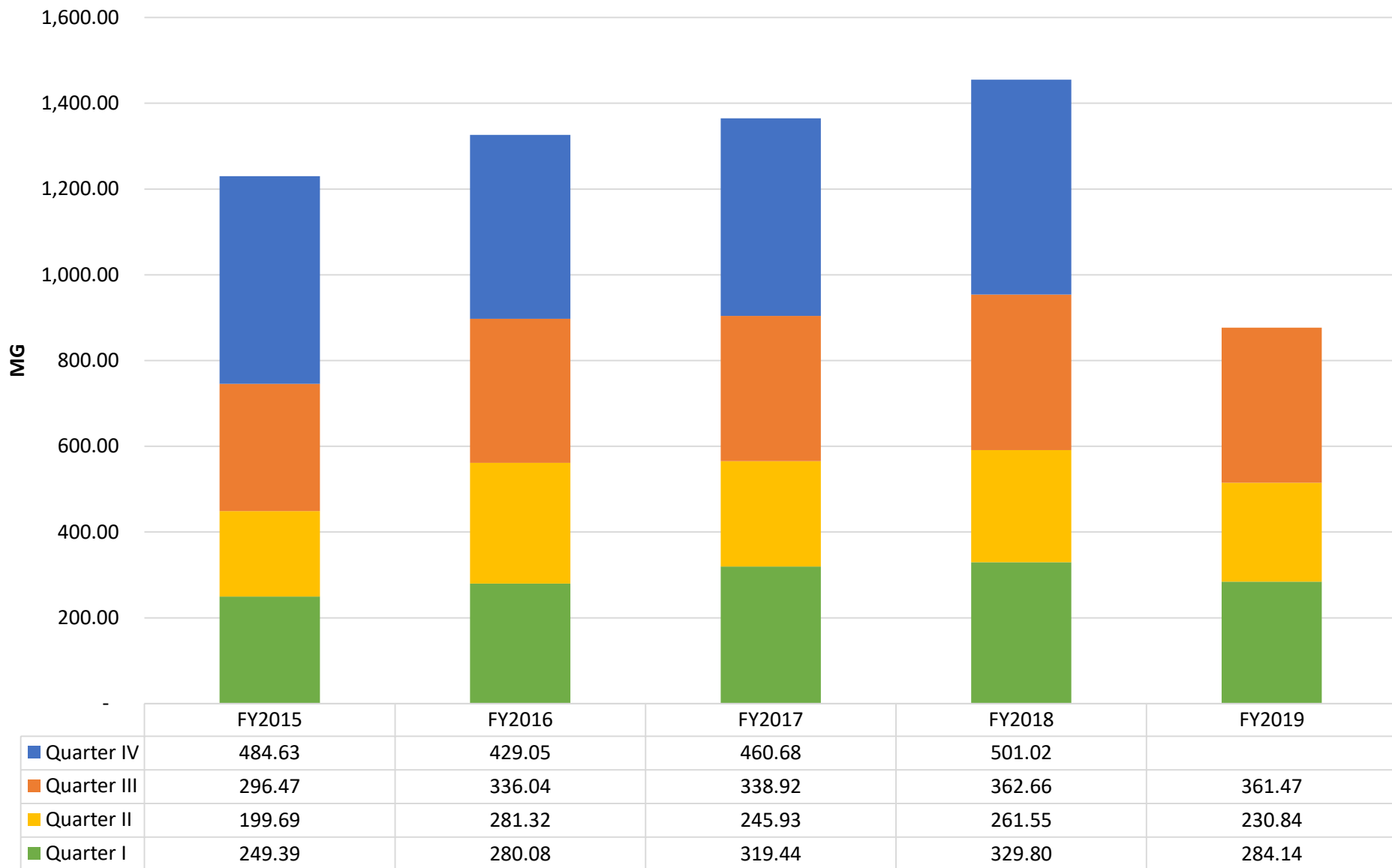


Social Media Activity, FY19 TD

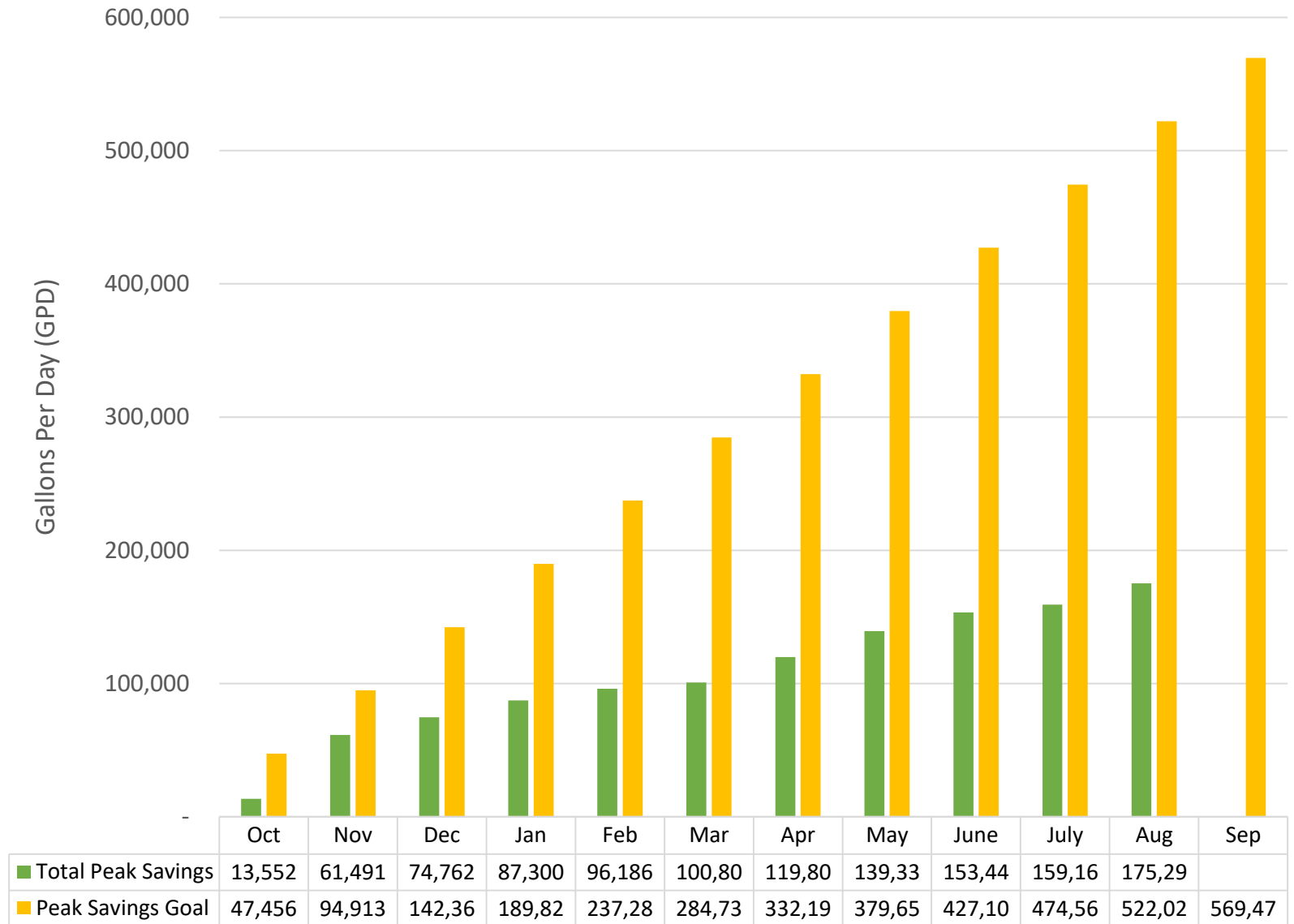
Oct Nov Dec Jan Feb Mar Apr May June July Aug Sept



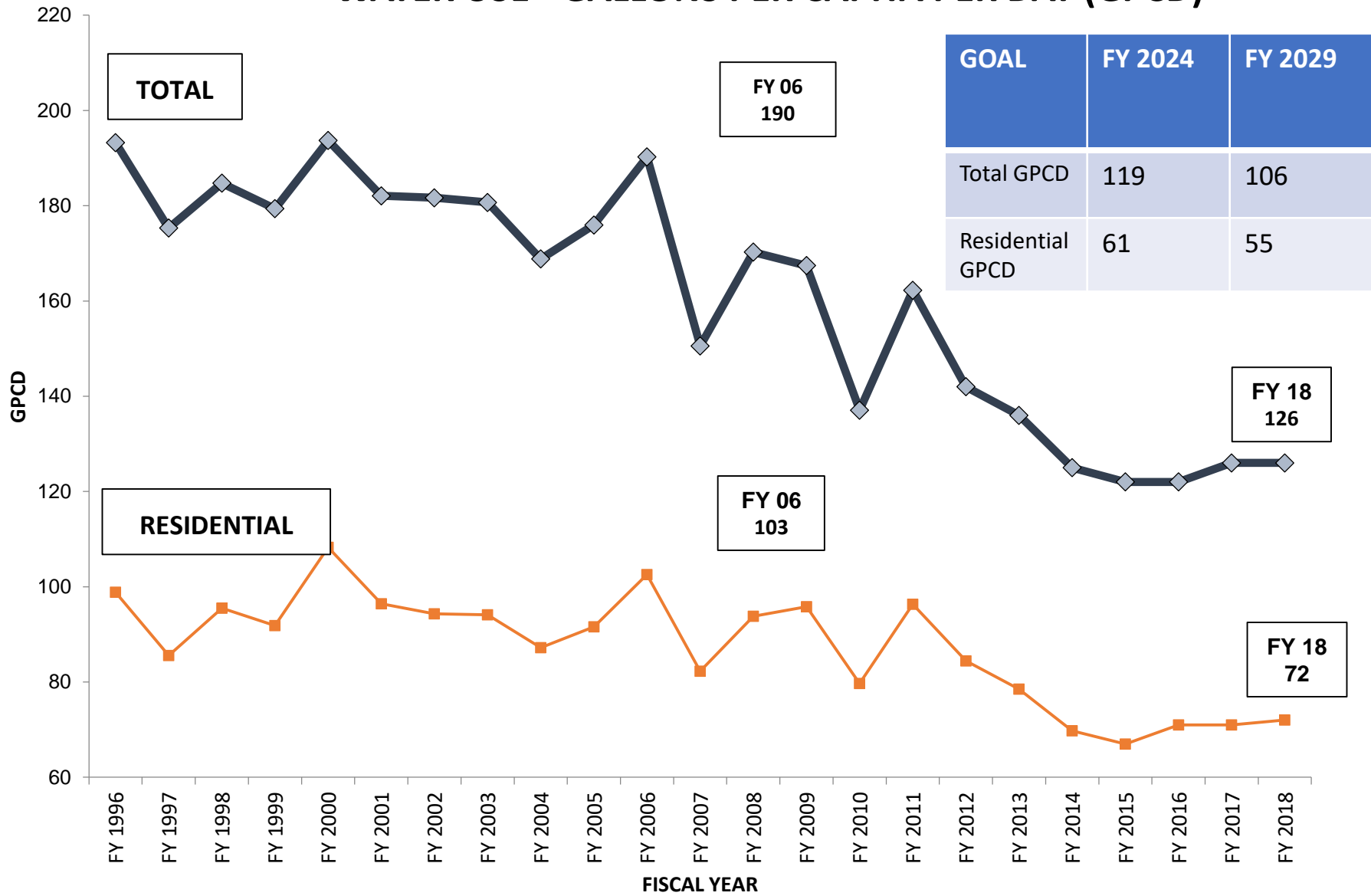
Reclaimed Water



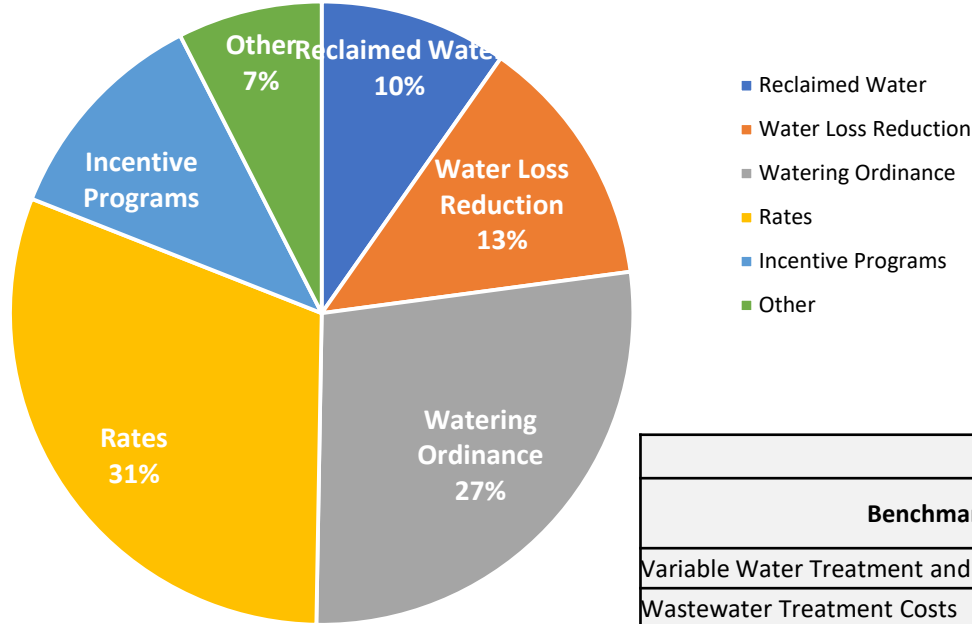
Total Peak Water Savings, Gallons Per Day (GPD)



WATER USE - GALLONS PER CAPITA PER DAY (GPCD)



Total Cumulative Water Savings Projected for FY 2019

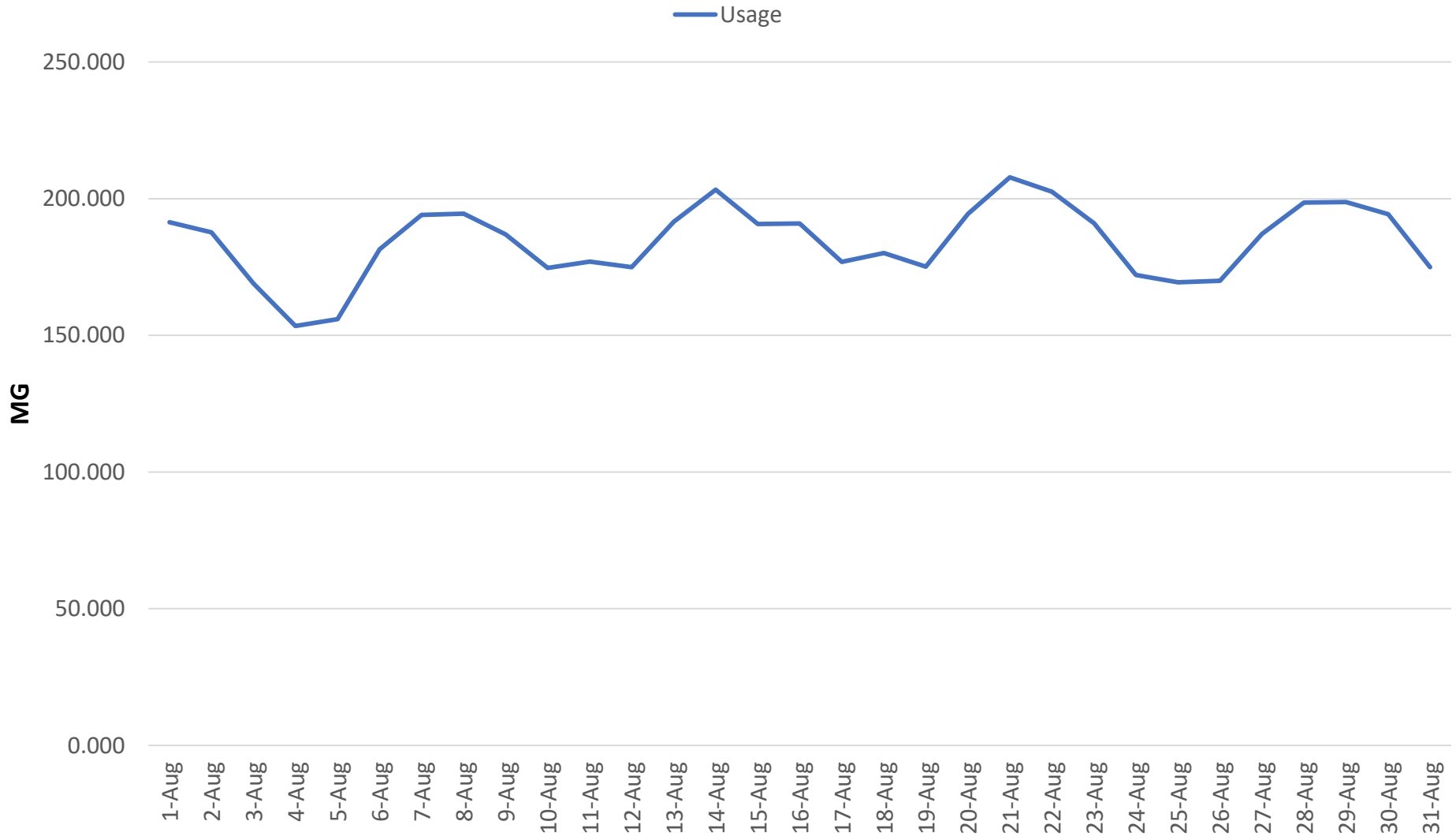


| COST BENCHMARKS | | |
|---|-----------------------|--------------------------|
| Benchmark | Peak \$/1,000 gallons | Average \$/1,000 gallons |
| Variable Water Treatment and Distribution Costs | \$0.46 | \$0.46 |
| Wastewater Treatment Costs | \$0.26 | \$0.26 |
| Treatment Expansion | \$3.75 | N/A |
| Avoided LCRA Payments | \$1.12 | \$1.12 |

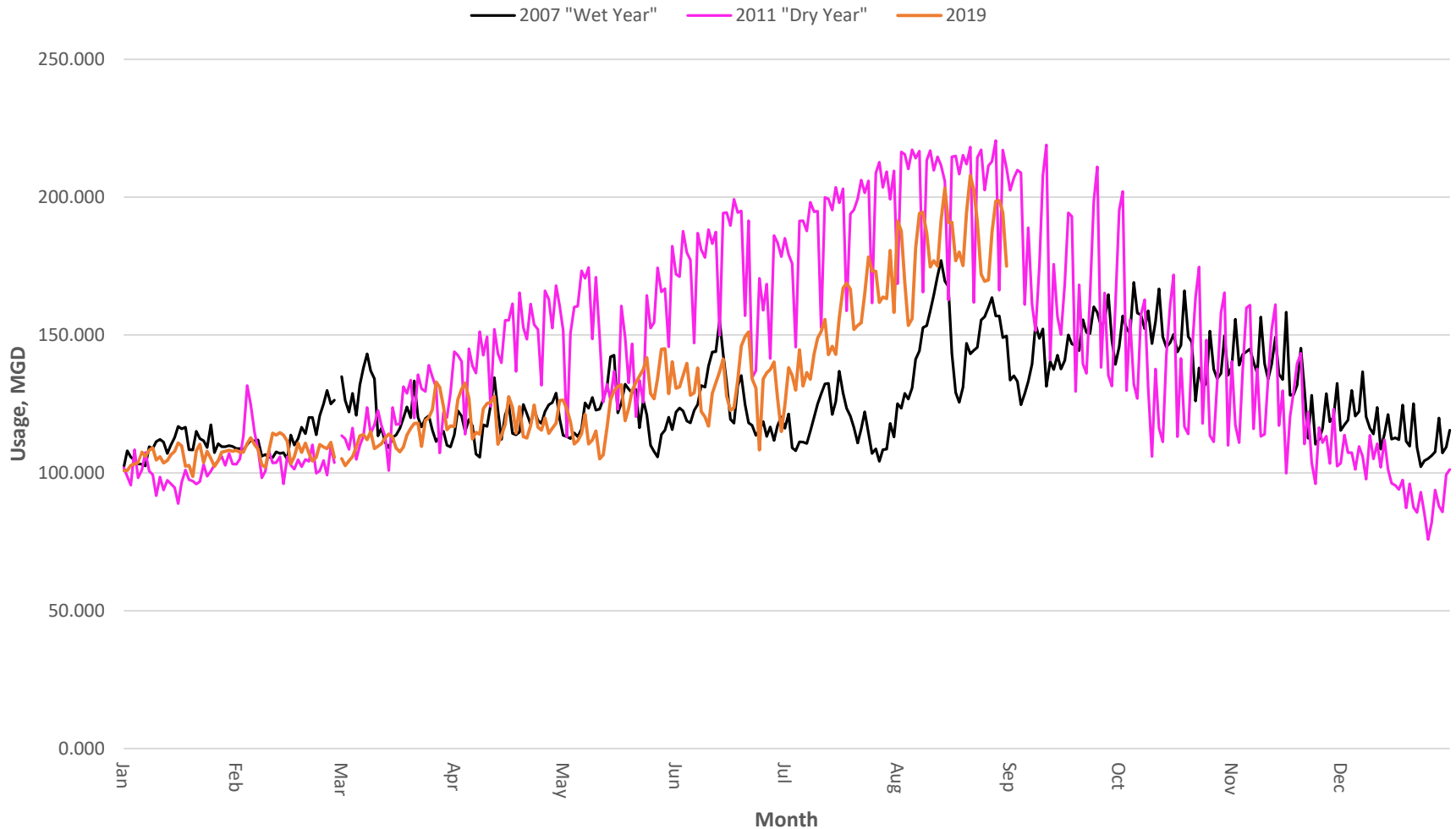
| Activity | Unit | Projected Peak Unit Savings, GPD | Projected Average Unit Savings, GPD | Projected Lifetime of Savings, years | Cost per Unit, if applicable | Program Participation | | | | Peak Reduction, gallons per day | | Average Savings, GPCD | | Lifetime Savings per Unit, thousand gallons | Cost of Savings | | FY19 Rebate Amounts | |
|--|------------------------|----------------------------------|-------------------------------------|--------------------------------------|------------------------------|-----------------------|--------------|-----------------|-------------------------|---------------------------------|---------------------------|-----------------------|-------------------|---|------------------------|------------------------|---------------------|---------------------|
| | | | | | | FY19 Goal | FY19 To Date | Prior Year FY18 | Prior Year FY18 To Date | Peak Savings Goal FY19 | Peak Savings To Date FY19 | GPCD FY19 Goal | GPCD To Date FY19 | | Lifetime, 1000 gallons | Peak, 1 gallon per day | FY19 Budget | FY19, Spent To Date |
| Incentives - Indoor | | | | | | | | | | | | | | | | | | |
| Showerheads | 1 unit | 9.55 | 9.55 | 5 | \$ 2.46 | 1,600 | 20 | 2,054 | 188 | 15,280 | 191 | 0.01 | 0.00 | 17.43 | \$0.14 | \$0.26 | \$15,000 | \$1,511 |
| Aerators | 1 unit | 2.31 | 2.31 | 5 | \$ 0.34 | 4,800 | 1,283 | 11,172 | 5,681 | 11,074 | 2,960 | 0.01 | 0.00 | 4.21 | \$0.08 | \$0.15 | \$11,000 | \$3,390 |
| PRV rebates | 1 valve | 56.10 | 25.80 | 10 | \$ 130.00 | 40 | 9 | 16 | 2 | 2,244 | 505 | 0.00 | 0.00 | 94.17 | \$1.38 | \$2.32 | \$10,000 | \$900 |
| Commercial Process Rebates | 1 gallon | Variable | Variable | 10 | \$ 1.00 | 10 | 0 | 3 | 2 | 250,000 | 55,743 | 0.23 | 0.05 | Variable | Variable | \$1 | \$400,000 | \$12,600 |
| Incentives - Outdoor | | | | | | | | | | | | | | | | | | |
| Irrigation audits, SF | 1 audit | 500.00 | 100.00 | 3 | \$ 187.50 | 550 | 80 | 249 | 116 | 275,000 | 40,000 | 0.05 | 0.01 | 109.50 | \$1.71 | \$0.38 | \$103,125 | \$15,000 |
| Irrigation rebates, SF | 1 rebate | TBD | TBD | variable | \$ 130.00 | 40 | 6 | 54 | 20 | TBD | Variable | TBD | Variable | Variable | \$1.78 | \$2.18 | \$15,000 | \$1,100 |
| Irrigation rebates, Commercial MF | 1 rebate | TBD | TBD | variable | TBD | 15 | 0 | 1 | 0 | TBD | Variable | TBD | Variable | Variable | Variable | Variable | \$50,000 | \$0 |
| Landscape Survival Tools Rebate, SF | 1 rebate | TBD | TBD | TBD | TBD | 100 | 1 | 114 | 0 | TBD | Variable | TBD | Variable | Variable | Variable | Variable | \$20,000 | \$40 |
| Waterwise Landscape Rebate, SF | 1 rebate | 140.7 | 59.1 | 10 | \$ 525.00 | 30 | 1 | 19 | 12 | 4,221 | 141 | 0.00 | 0.00 | 215.72 | \$2.43 | \$3.73 | \$12,000 | \$1,715 |
| Waterwise Landscape Rebate, MF | 1 rebate | TBD | TBD | variable | TBD | 10 | 0 | 1 | 0 | TBD | Variable | TBD | Variable | Variable | Variable | Variable | \$2,000 | \$0 |
| Rainwater harvesting Non-Pressurized Capacity | 1 gallon | 0.05 | 0.05 | 10 | \$ 0.62 | 200,000 | 8,933 | 136,294 | 19,638 | 10,137 | 453 | 0.01 | 0.00 | 0.19 | \$3.35 | \$12.23 | \$90,000 | \$4,223 |
| Rainwater harvesting Pressurized Capacity | 1 gallon | 0.02 | 0.02 | 10 | \$ 0.50 | 75,000 | 32,426 | 254,759 | 61,589 | 1,521 | 657 | 0.00 | 0.00 | 0.07 | \$6.76 | \$24.66 | \$90,000 | \$14,009 |
| Regulatory | | | | | | | | | | | | | | | | | | |
| Commercial Facility Irrigation Compliant Assessments | 1 Compliant Assessment | TBD | TBD | TBD | TBD | 5,699 | 5,560 | 98% | 98% | TBD | Variable | TBD | Variable | Variable | Variable | Variable | \$120,000 | \$40,000 |
| Commercial Vehicle Wash Efficiency Compliant Assessments | 1 Compliant Assessment | 681.82 | 681.82 | 10.00 | \$ 90.91 | 216 | 210 | 98% | 98% | 147,273 | 143,182 | 0.14 | 0.13 | 2,488.64 | \$0.04 | \$0.13 | \$20,000 | \$6,667 |
| | | | | | | | | | | | | | | | | Total | \$818,125 | \$54,487 |
| | | | | | | | | | | | | | | | | % of Goal | | 6.66% |

Daily Water Usage

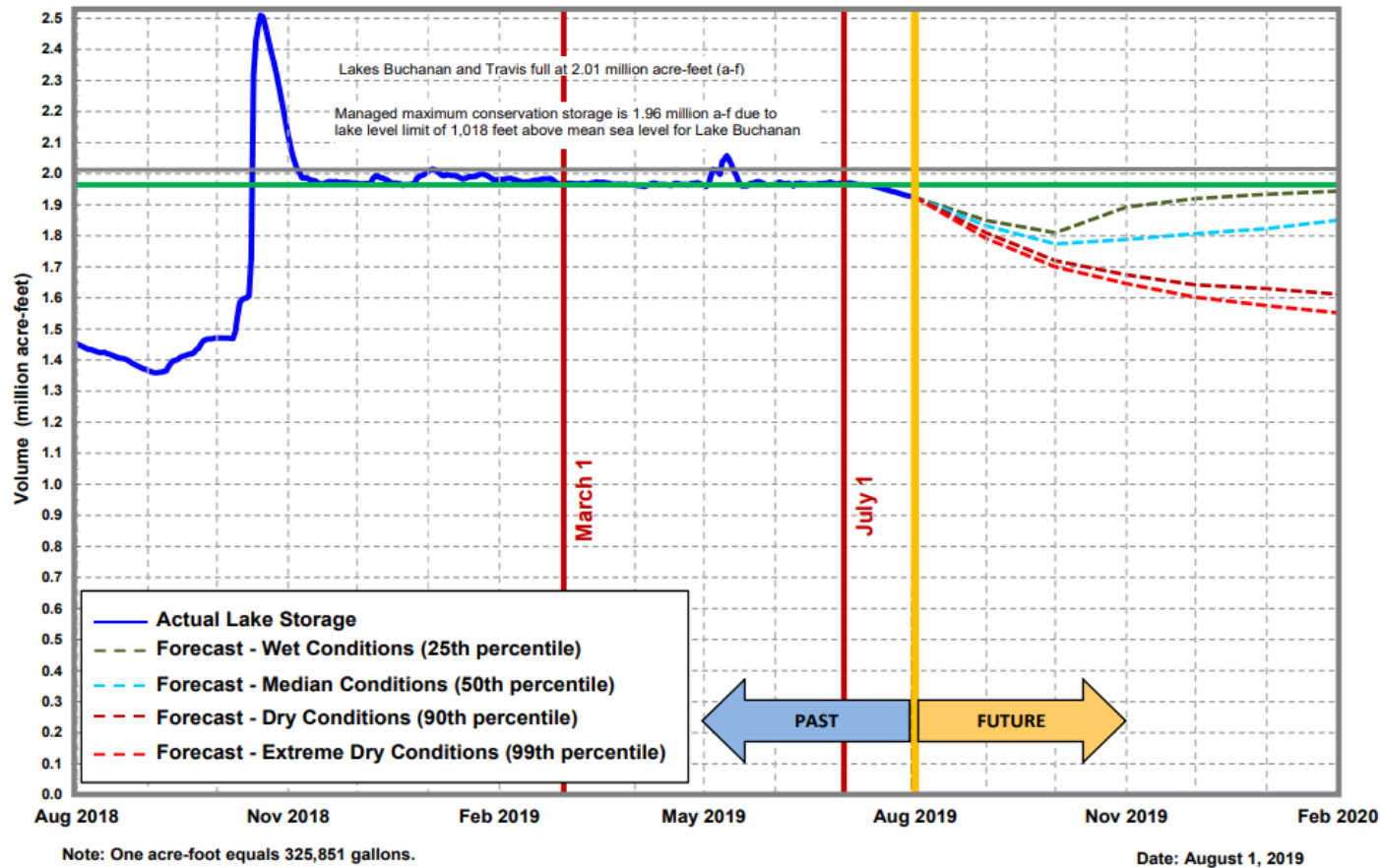
August 2019



Multi-Year Daily Water Usage



Lakes Buchanan and Travis Total Combined Storage Projections



Highland Lakes Storage summary as of September 9, 2019:

Combined Reservoir Storage: 1.838 million acre feet

Combined Reservoir Storage (%): 92%

City of Austin
Drought
Contingency
Plan Drought
Response Stage
Triggers:

Conservation Stage:
Above 1.4 MAF

Stage I:
1.4 MAF

Stage II:
900,000 AF

Stage III:
600,000 AF

Emergency Response Stage IV:
Catastrophic event including prolonged drought

Code and Ordinance Timeline

- 10/4: Drafts of Land Development Code (LDC) and Alternative Water Ordinance (AWO) released to public
- 10/16: Two, 2-hour public workshops for AWO review and Q&A
- 10/2019 – 11/2019: Briefings to boards and commissions, recommendations on Request for Council Action
- 12/2019: Potential Council Action on LDC



Public Outreach Upcoming Events

- ♦ 9/18 – 9/20: US Water Alliance One Water Summit 2019
 - To be held at JW Marriott hotel
 - Will include tour of local water conservation projects
- ♦ 9/28: Irrigation Controllers 101 Workshop

Irrigation Efficiency

FREE TRAINING
Saturday
September 28
10:00 a.m. - 12:00 p.m.



Irrigation System Maintenance and Irrigation Scheduling Strategies

Learn basic maintenance skills to maximize performance and efficiency of your irrigation system while managing your landscape and reducing watering cost.

You will also learn efficient irrigation scheduling and programming strategies.

LOCATION

Austin Water - Room 104
Waller Creek Center
625 E. 10th St.
Austin, TX 78701

INFORMATION & REGISTRATION

Registrations will be open until filled.

For more information or to register, please contact

David Turnage
david.turnage@austintexas.gov
512-974-3517

For water saving tips, information about rebates and more
waterwiseaustin.org



Austin WATER
WATER CONSERVATION DIVISION



Mark Jordan
Water Conservation Division
City of Austin | Austin Water

