



RMC Monthly Report

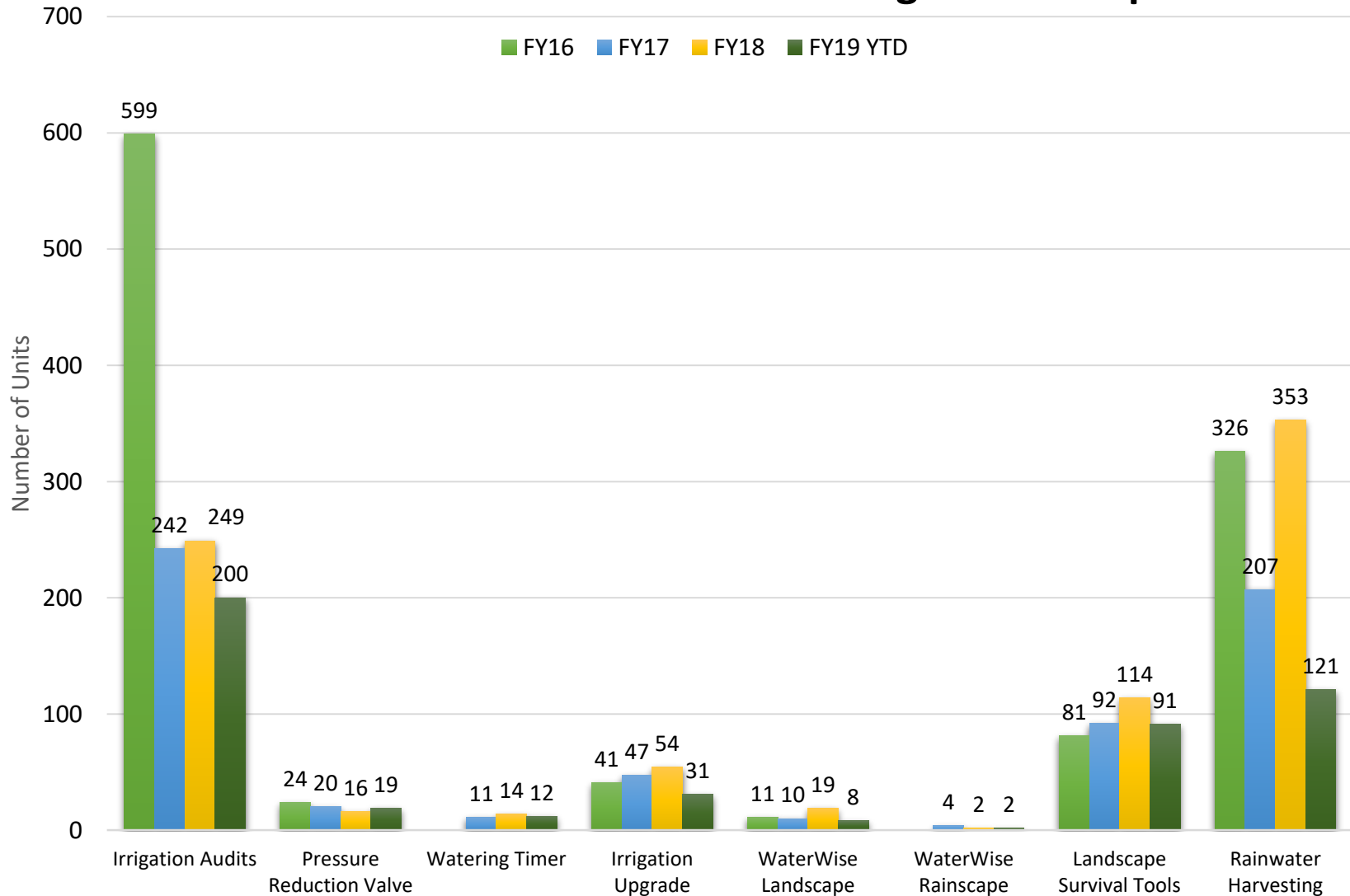
September 2019

FY 19

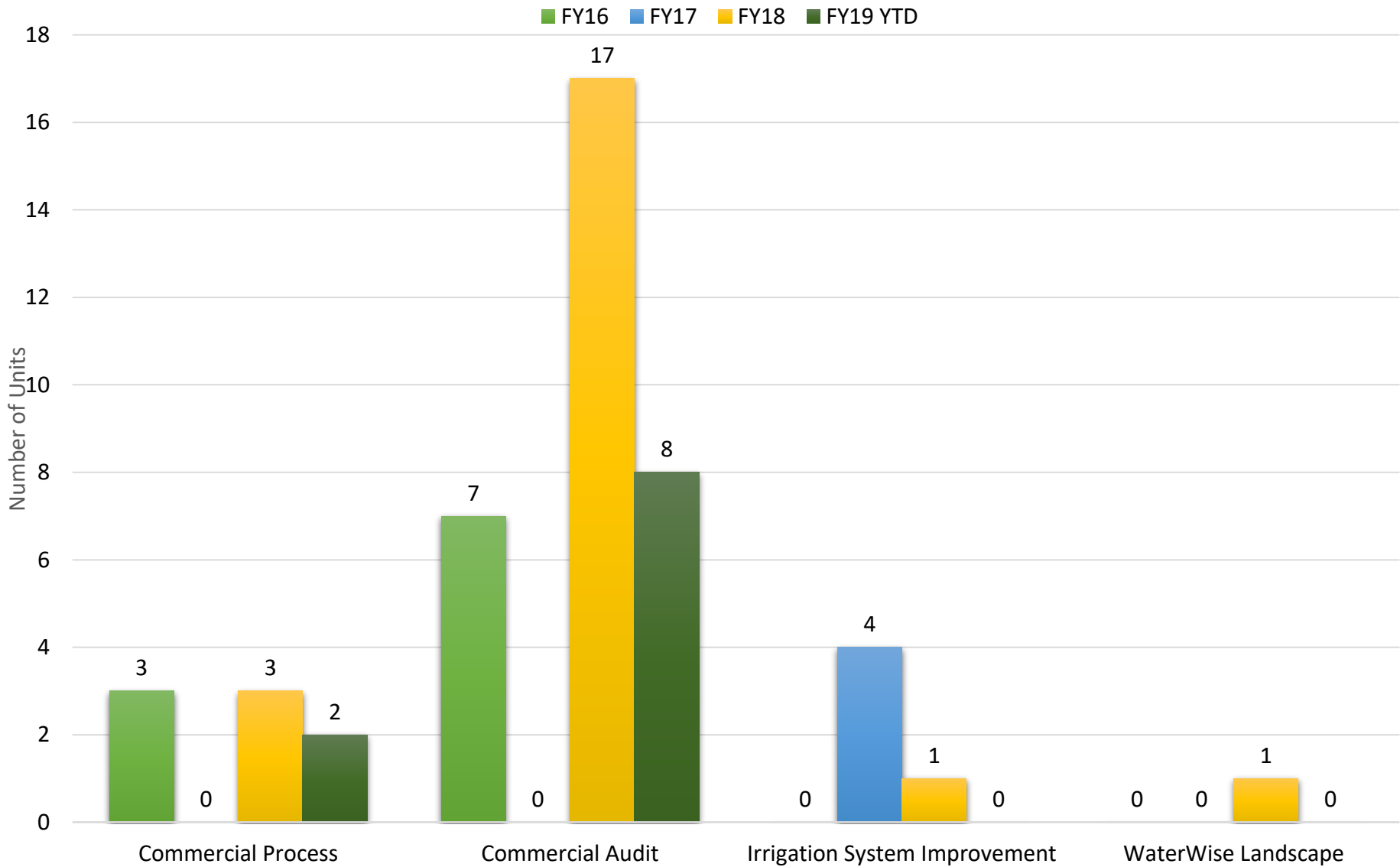
Mark Jordan
Water Conservation Division
City of Austin | Austin Water



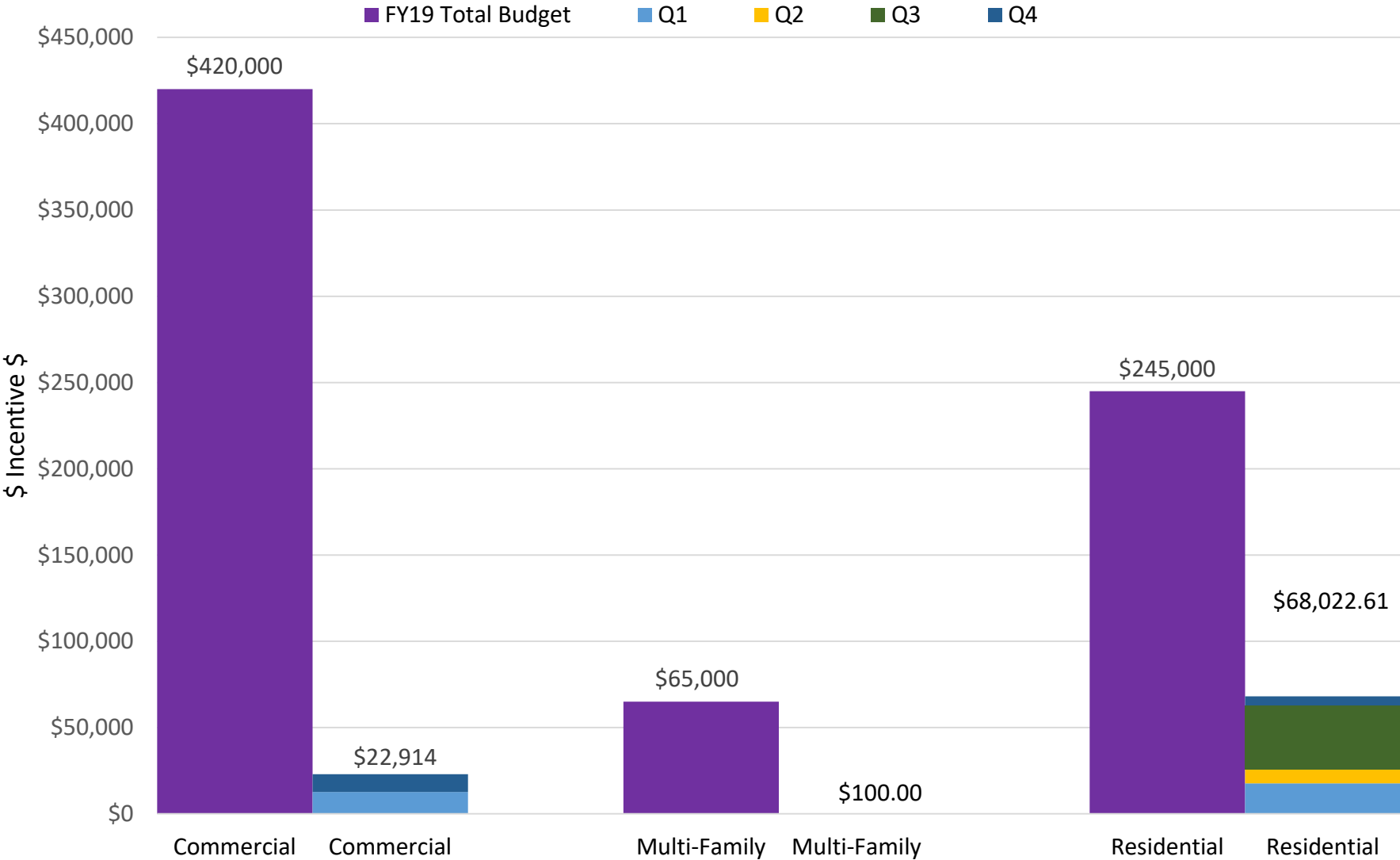
Residential Incentive Program Participation



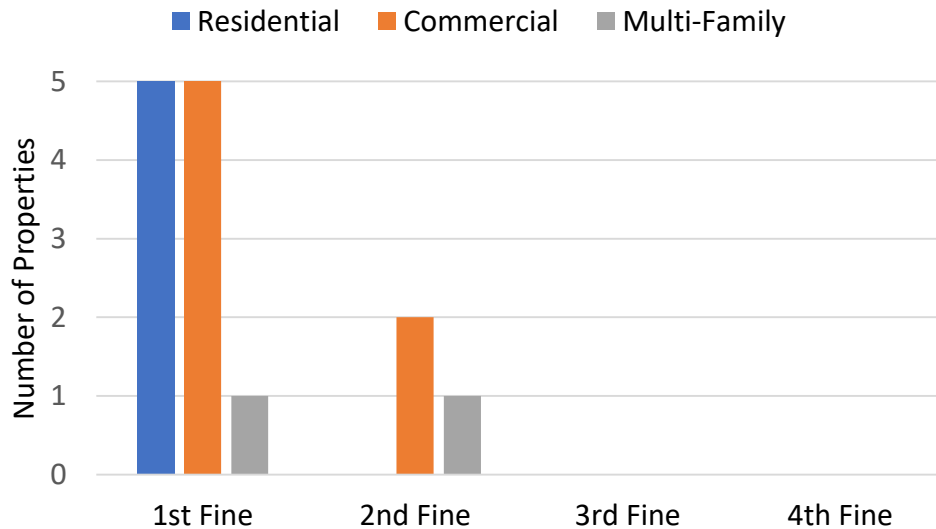
Commercial & Multifamily Incentive Program Participation



Incentives Budget and Expenditures, FY19 YTD



Water Waste Enforcement Activity FY19 TD Administrative Fines



Violations:

- 646 Warnings Issued

Administrative Fines:

- 20 Fines Issued
- 2 Appealed
- 0 Reduced or Dismissed

311 Reports:

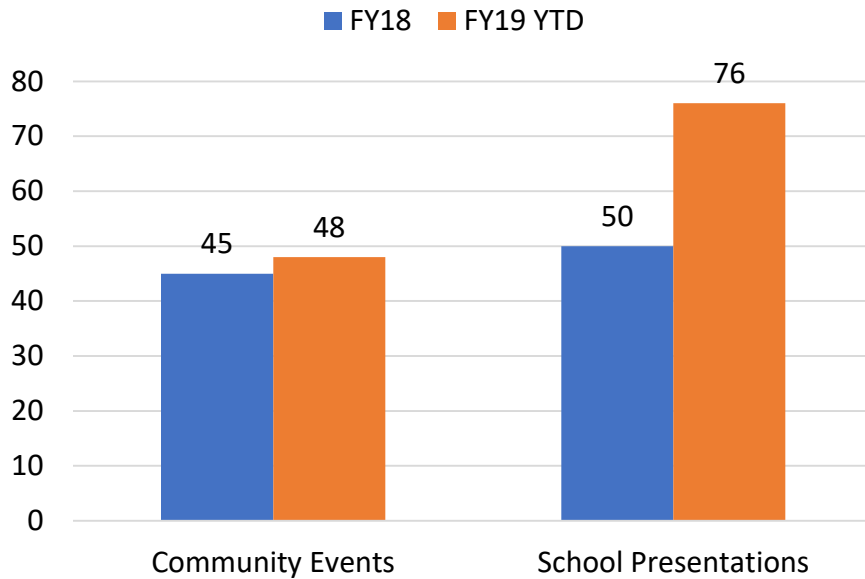
- 1,951 Processed

Administrative Fines assessed:

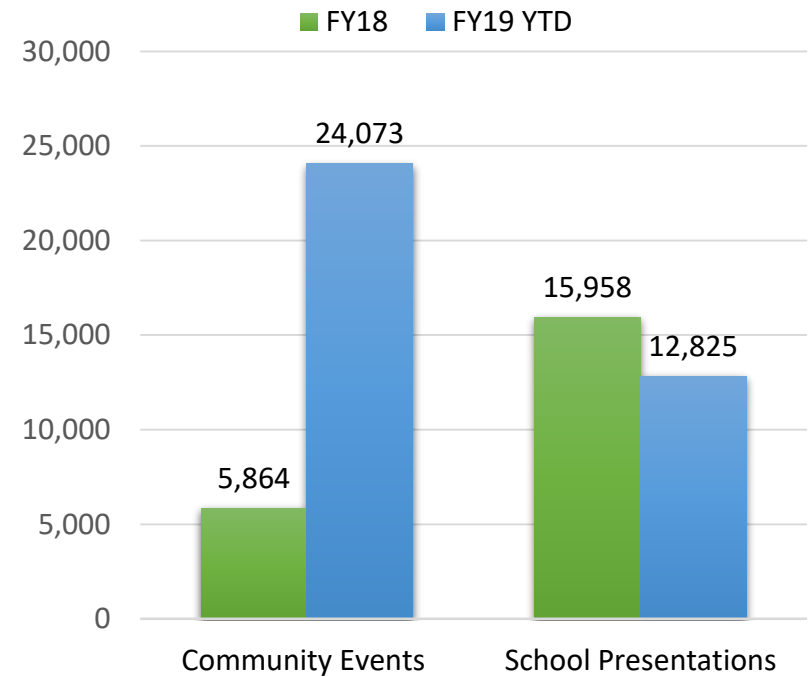
- Only if a warning has already been issued within past twelve months
- On customer's utility bill after Administrative Process completed

311 Citizen reports generate a postcard alert

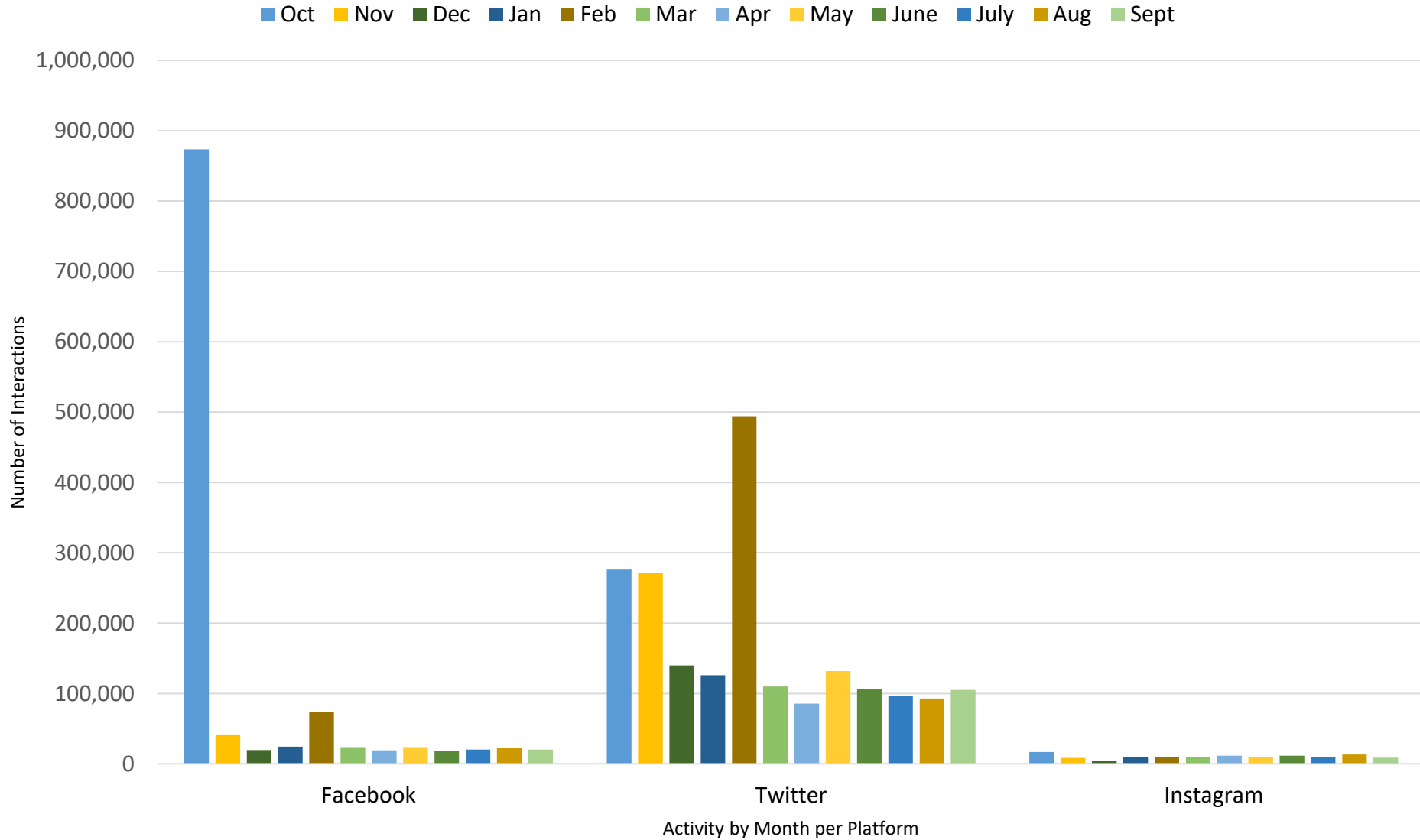
Public Outreach Activity Number of Events



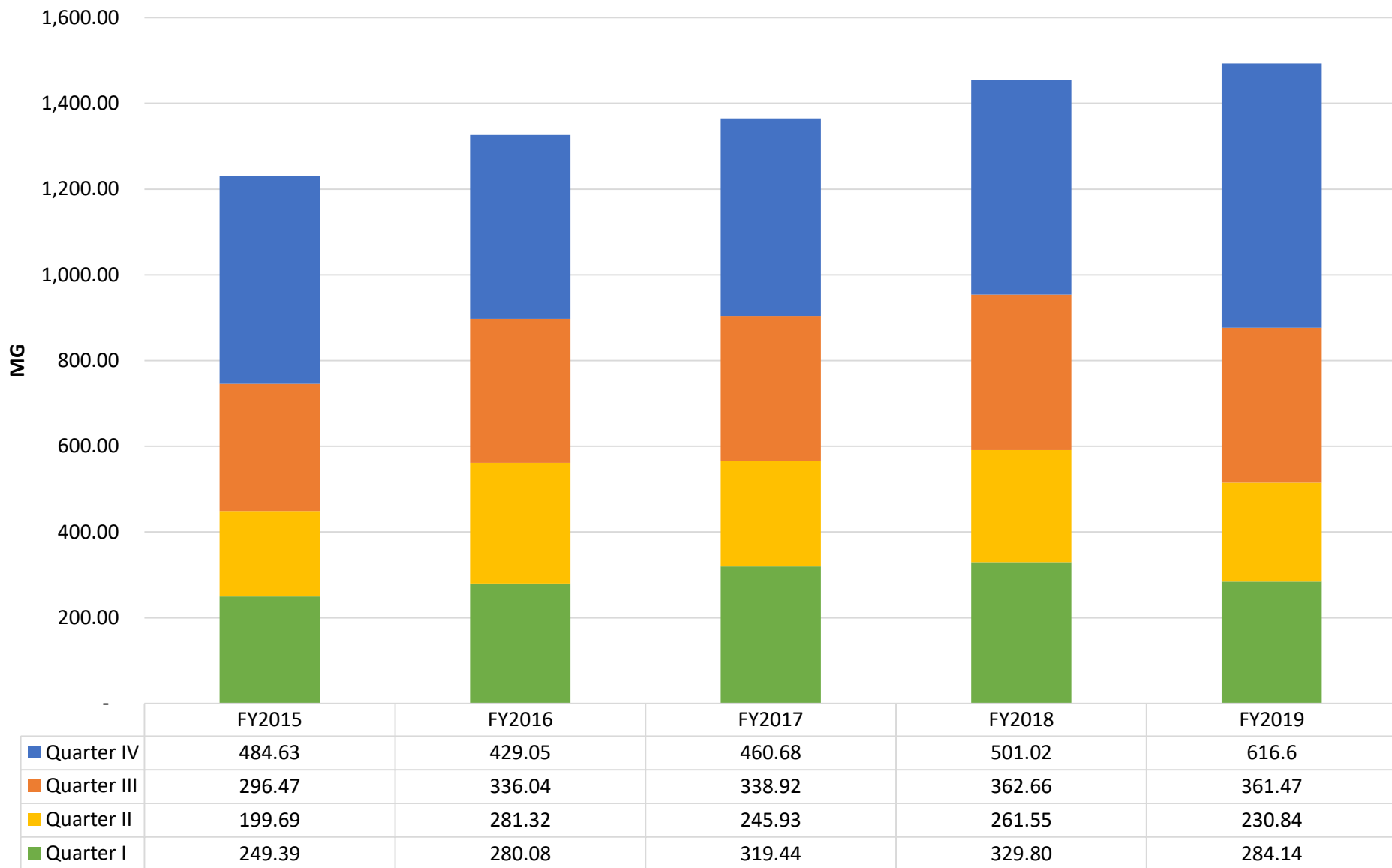
Public Outreach Activity Populations Reached



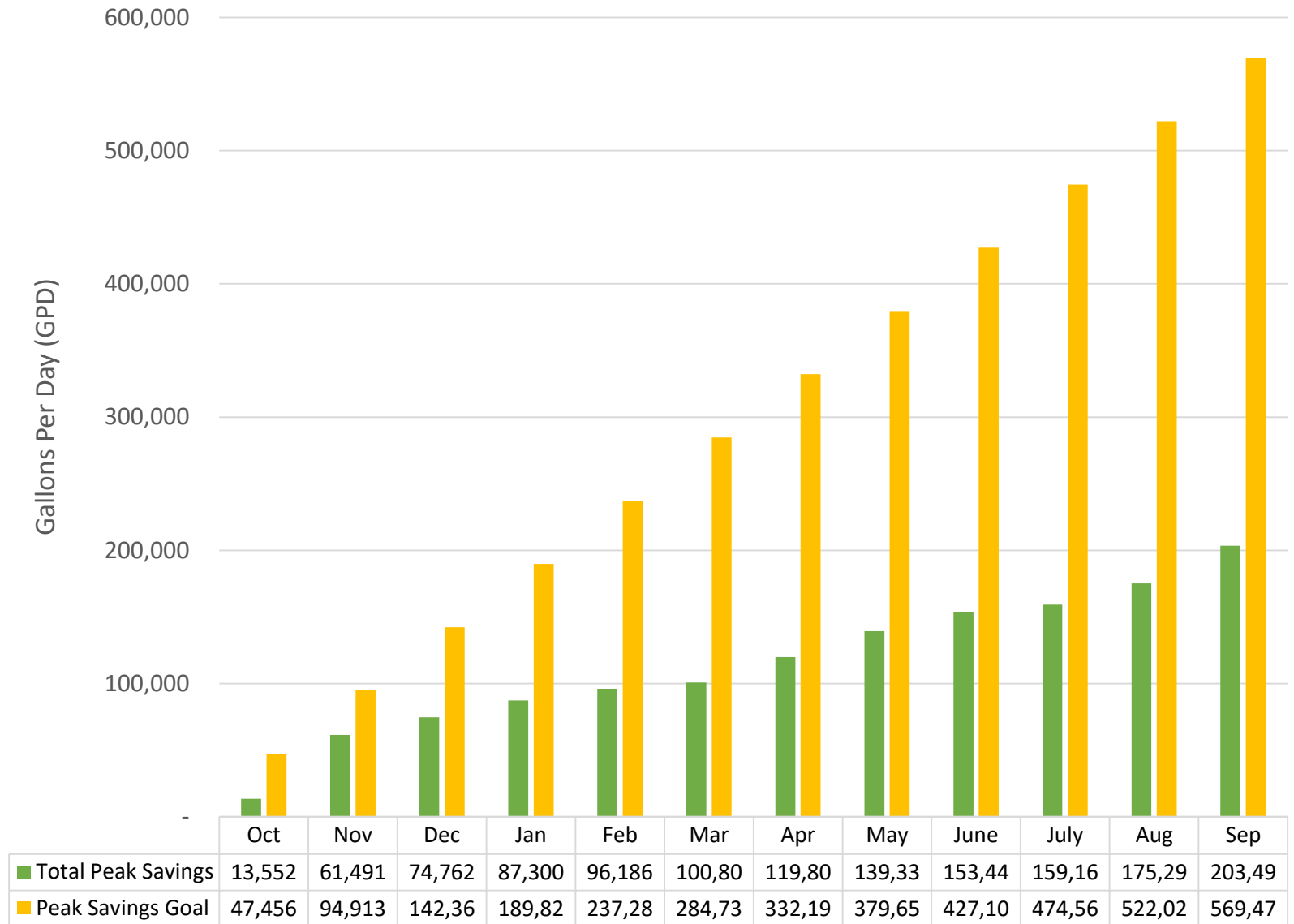
Social Media Activity, FY19 TD



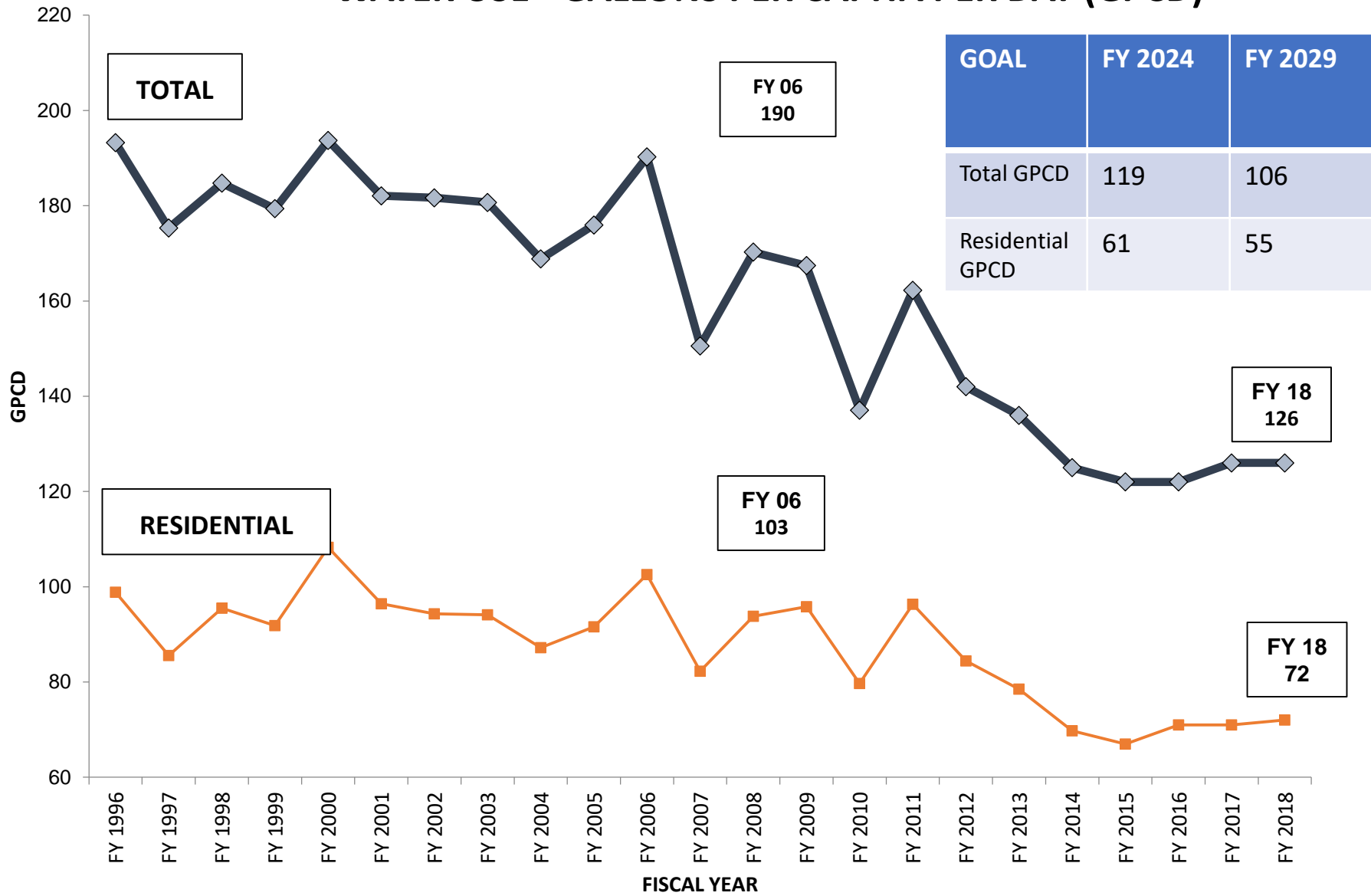
Reclaimed Water



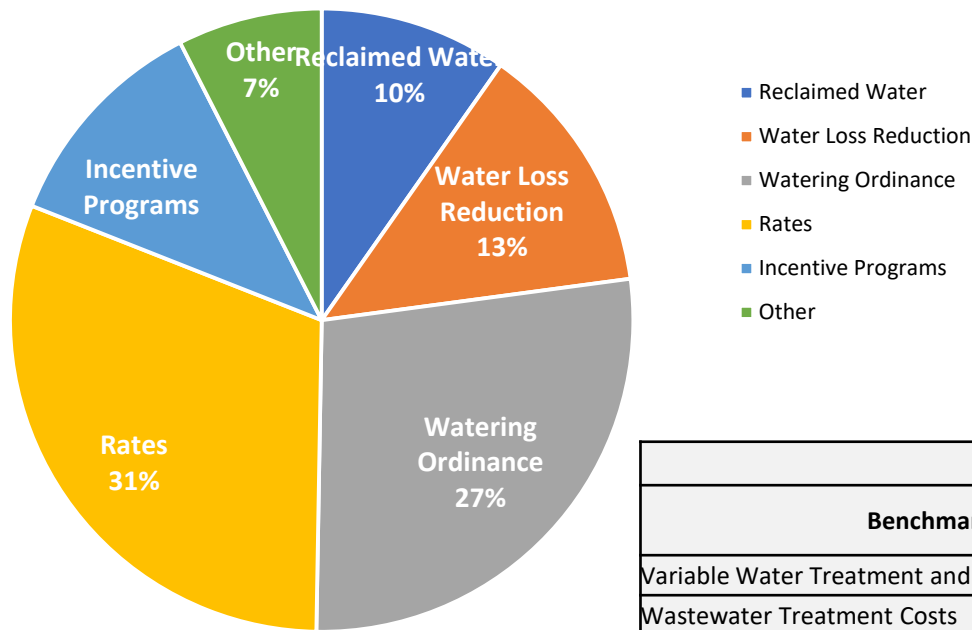
Total Peak Water Savings, Gallons Per Day (GPD)



WATER USE - GALLONS PER CAPITA PER DAY (GPCD)



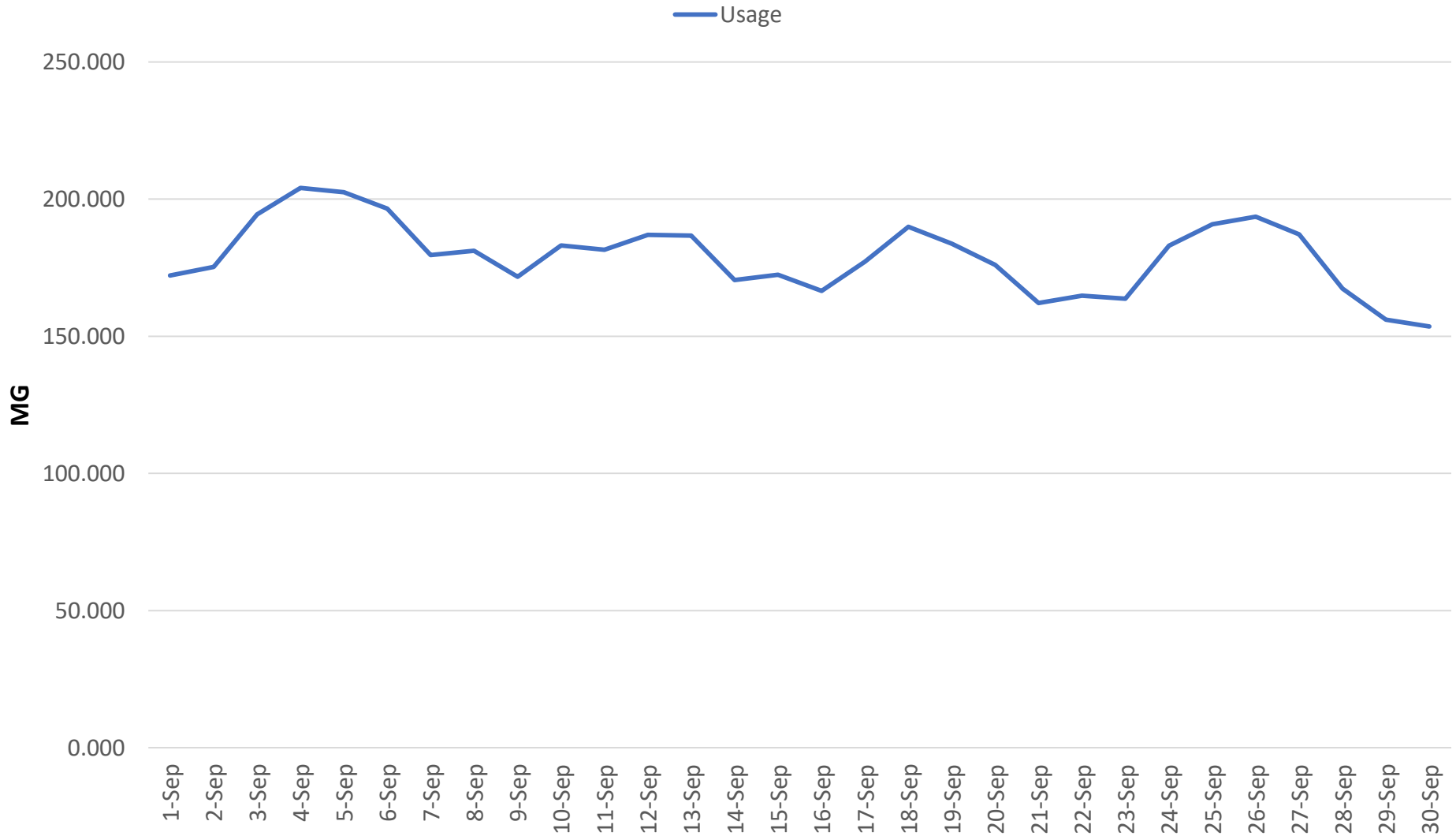
Total Cumulative Water Savings Projected for FY 2019



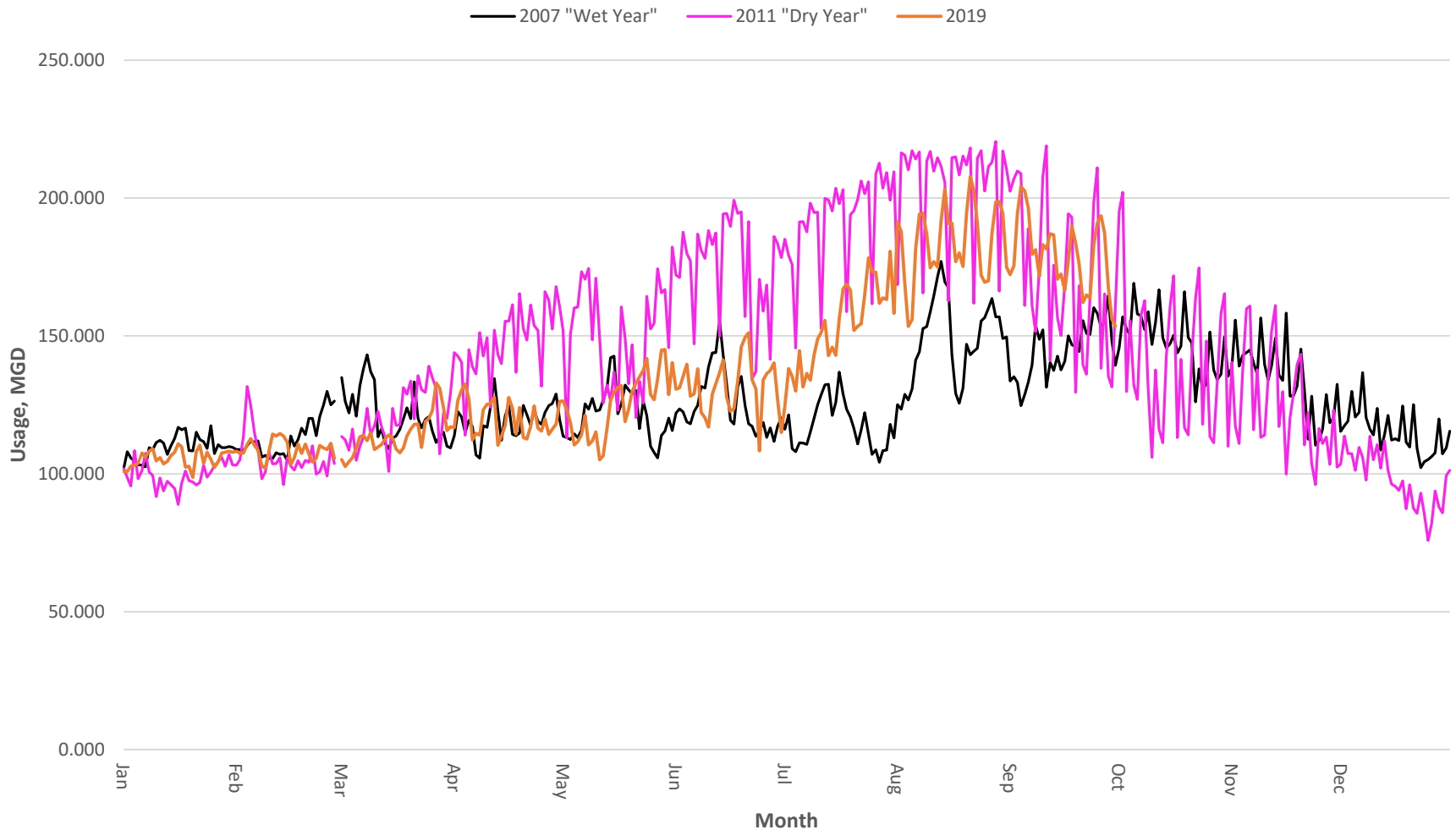
| COST BENCHMARKS | | |
|---|-----------------------|--------------------------|
| Benchmark | Peak \$/1,000 gallons | Average \$/1,000 gallons |
| Variable Water Treatment and Distribution Costs | \$0.46 | \$0.46 |
| Wastewater Treatment Costs | \$0.26 | \$0.26 |
| Treatment Expansion | \$3.75 | N/A |
| Avoided LCRA Payments | \$1.12 | \$1.12 |

| Activity | Unit | Projected Peak Unit Savings, GPD | Projected Average Unit Savings, GPD | Projected Lifetime of Savings, years | Cost per Unit, if applicable | Program Participation | | | | Peak Reduction, gallons per day | | Average Savings, GPCD | | Lifetime Savings per Unit, thousand gallons | Cost of Savings | | FY19 Rebate Amounts | |
|--|------------------------|----------------------------------|-------------------------------------|--------------------------------------|------------------------------|-----------------------|--------------|-----------------|-------------------------|---------------------------------|---------------------------|-----------------------|-------------------|---|------------------------|------------------------|---------------------|---------------------|
| | | | | | | FY19 Goal | FY19 To Date | Prior Year FY18 | Prior Year FY18 To Date | Peak Savings Goal FY19 | Peak Savings To Date FY19 | GPCD FY19 Goal | GPCD To Date FY19 | | Lifetime, 1000 gallons | Peak, 1 gallon per day | FY19 Budget | FY19, Spent To Date |
| Incentives - Indoor | | | | | | | | | | | | | | | | | | |
| Showerheads | 1 unit | 9.55 | 9.55 | 5 | \$ 2.46 | 1,600 | 20 | 2,054 | 188 | 15,280 | 191 | 0.01 | 0.00 | 17.43 | \$0.14 | \$0.26 | \$15,000 | \$1,511 |
| Aerators | 1 unit | 2.31 | 2.31 | 5 | \$ 0.34 | 4,800 | 1,283 | 11,172 | 5,681 | 11,074 | 2,960 | 0.01 | 0.00 | 4.21 | \$0.08 | \$0.15 | \$11,000 | \$3,390 |
| PRV rebates | 1 valve | 56.10 | 25.80 | 10 | \$ 130.00 | 40 | 9 | 16 | 2 | 2,244 | 505 | 0.00 | 0.00 | 94.17 | \$1.38 | \$2.32 | \$10,000 | \$900 |
| Commercial Process Rebates | 1 gallon | Variable | Variable | 10 | \$ 1.00 | 10 | 0 | 3 | 2 | 250,000 | 55,743 | 0.23 | 0.05 | Variable | Variable | \$1 | \$400,000 | \$12,600 |
| Incentives - Outdoor | | | | | | | | | | | | | | | | | | |
| Irrigation audits, SF | 1 audit | 500.00 | 100.00 | 3 | \$ 187.50 | 550 | 80 | 249 | 116 | 275,000 | 40,000 | 0.05 | 0.01 | 109.50 | \$1.71 | \$0.38 | \$103,125 | \$15,000 |
| Irrigation rebates, SF | 1 rebate | TBD | TBD | variable | \$ 130.00 | 40 | 6 | 54 | 20 | TBD | Variable | TBD | Variable | Variable | \$1.78 | \$2.18 | \$15,000 | \$1,100 |
| Irrigation rebates, Commercial MF | 1 rebate | TBD | TBD | variable | TBD | 15 | 0 | 1 | 0 | TBD | Variable | TBD | Variable | Variable | Variable | Variable | \$50,000 | \$0 |
| Landscape Survival Tools Rebate, SF | 1 rebate | TBD | TBD | TBD | TBD | 100 | 1 | 114 | 0 | TBD | Variable | TBD | Variable | Variable | Variable | Variable | \$20,000 | \$40 |
| Waterwise Landscape Rebate, SF | 1 rebate | 140.7 | 59.1 | 10 | \$ 525.00 | 30 | 1 | 19 | 12 | 4,221 | 141 | 0.00 | 0.00 | 215.72 | \$2.43 | \$3.73 | \$12,000 | \$1,715 |
| Waterwise Landscape Rebate, MF | 1 rebate | TBD | TBD | variable | TBD | 10 | 0 | 1 | 0 | TBD | Variable | TBD | Variable | Variable | Variable | Variable | \$2,000 | \$0 |
| Rainwater harvesting Non-Pressurized Capacity | 1 gallon | 0.05 | 0.05 | 10 | \$ 0.62 | 200,000 | 8,933 | 136,294 | 19,638 | 10,137 | 453 | 0.01 | 0.00 | 0.19 | \$3.35 | \$12.23 | \$90,000 | \$4,223 |
| Rainwater harvesting Pressurized Capacity | 1 gallon | 0.02 | 0.02 | 10 | \$ 0.50 | 75,000 | 32,426 | 254,759 | 61,589 | 1,521 | 657 | 0.00 | 0.00 | 0.07 | \$6.76 | \$24.66 | \$90,000 | \$14,009 |
| Regulatory | | | | | | | | | | | | | | | | | | |
| Commercial Facility Irrigation Compliant Assessments | 1 Compliant Assessment | TBD | TBD | TBD | TBD | 5,699 | 5,560 | 98% | 98% | TBD | Variable | TBD | Variable | Variable | Variable | Variable | \$120,000 | \$40,000 |
| Commercial Vehicle Wash Efficiency Compliant Assessments | 1 Compliant Assessment | 681.82 | 681.82 | 10.00 | \$ 90.91 | 216 | 210 | 98% | 98% | 147,273 | 143,182 | 0.14 | 0.13 | 2,488.64 | \$0.04 | \$0.13 | \$20,000 | \$6,667 |
| | | | | | | | | | | | | | | | | Total | \$818,125 | \$54,487 |
| | | | | | | | | | | | | | | | | % of Goal | | 6.66% |

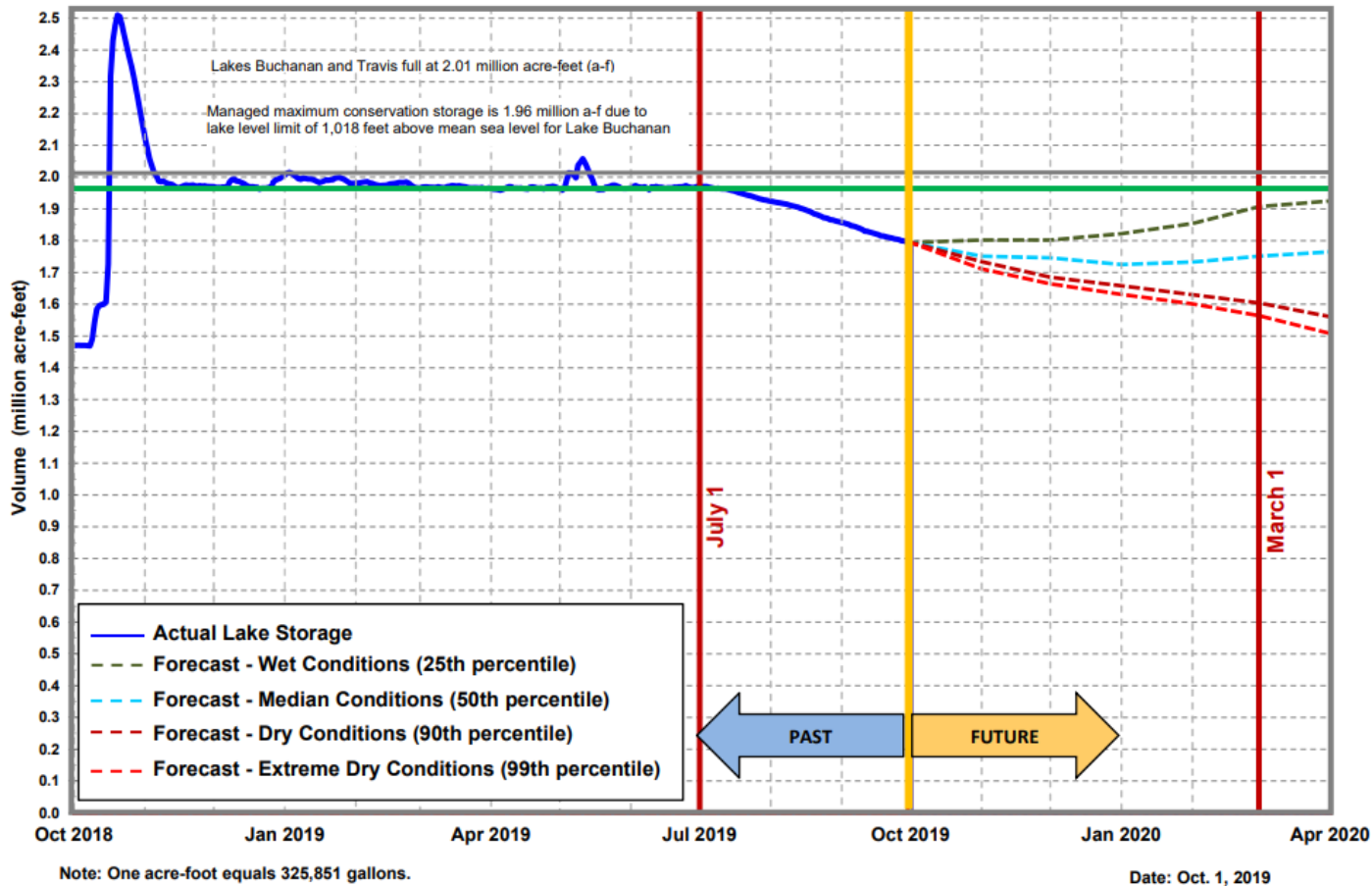
Daily Water Usage August 2019



Multi-Year Daily Water Usage



Lakes Buchanan and Travis Total Combined Storage Projections



Highland Lakes Storage summary as of October 9, 2019:
Combined Reservoir Storage: 1.778,537 million acre feet
Combined Reservoir Storage (%): 89%

City of Austin
Drought
Contingency
Plan Drought
Response Stage
Triggers:

Conservation Stage:
 Above 1.4 MAF

Stage I:
 1.4 MAF

Stage II:
 900,000 AF

Stage III:
 600,000 AF

Emergency Response Stage IV:
 Catastrophic event including prolonged drought

Code and Ordinance Timeline

- 10/4: Drafts of Land Development Code (LDC) and Alternative Water Ordinance (AWO) released to public
- 10/16: Two, 2-hour public workshops for AWO review and Q&A
- 10/2019 – 11/2019: Briefings to boards and commissions, recommendations on Request for Council Action
- 12/2019: Potential Council Action on LDC



Public Outreach Upcoming Events

- 10/23 – Imagine a Day Without Water
- 10/23 – BAE Water Conservation Outreach Event



Imagine a Day Without Water
October 23, 2019



Mark Jordan
Water Conservation Division
City of Austin | Austin Water

