







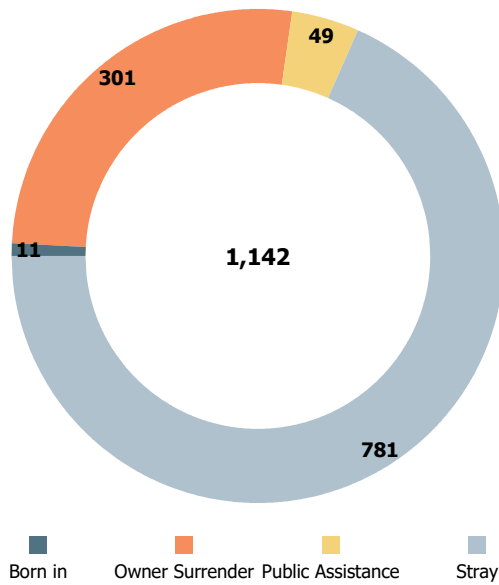
# Austin Animal Center Monthly Report December 2019



# Austin Animal Center December 2019 Intakes

	 Neonatal	 Kitten	 Adult Cat	 Neonatal	 Puppy	 Adult Dog	Total
<b>Born in</b>	4	0	0	7	0	0	<b>11</b>
<b>Owner Surrender</b>	1	50	55	4	68	123	<b>301</b>
<b>Public Assistance</b>	0	1	3	0	4	41	<b>49</b>
<b>Stray</b>	12	81	121	33	173	361	<b>781</b>
<b>Total</b>	<b>17</b>	<b>132</b>	<b>179</b>	<b>44</b>	<b>245</b>	<b>525</b>	<b>1,142</b>

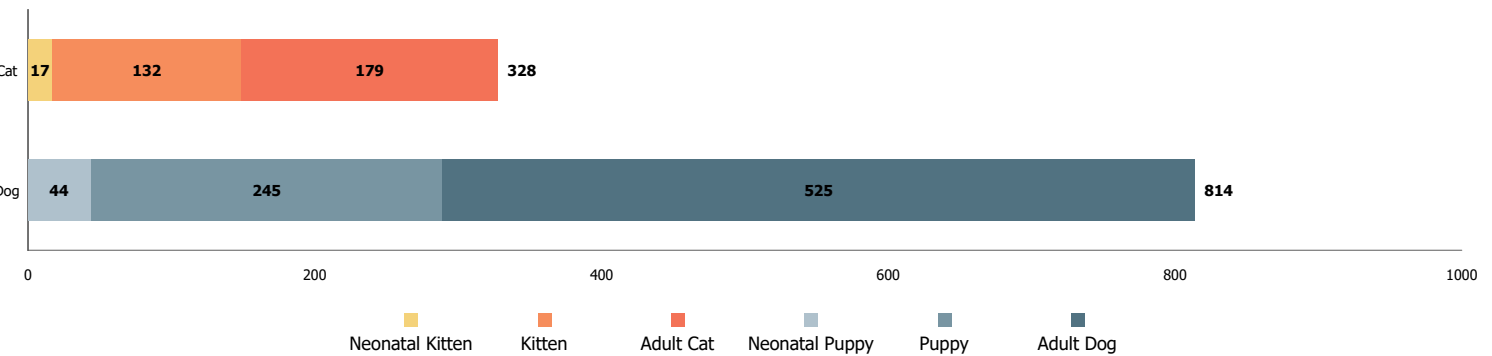
### Intakes by Intake Type



### Age Breakdown



### Intakes by Age Breakdown

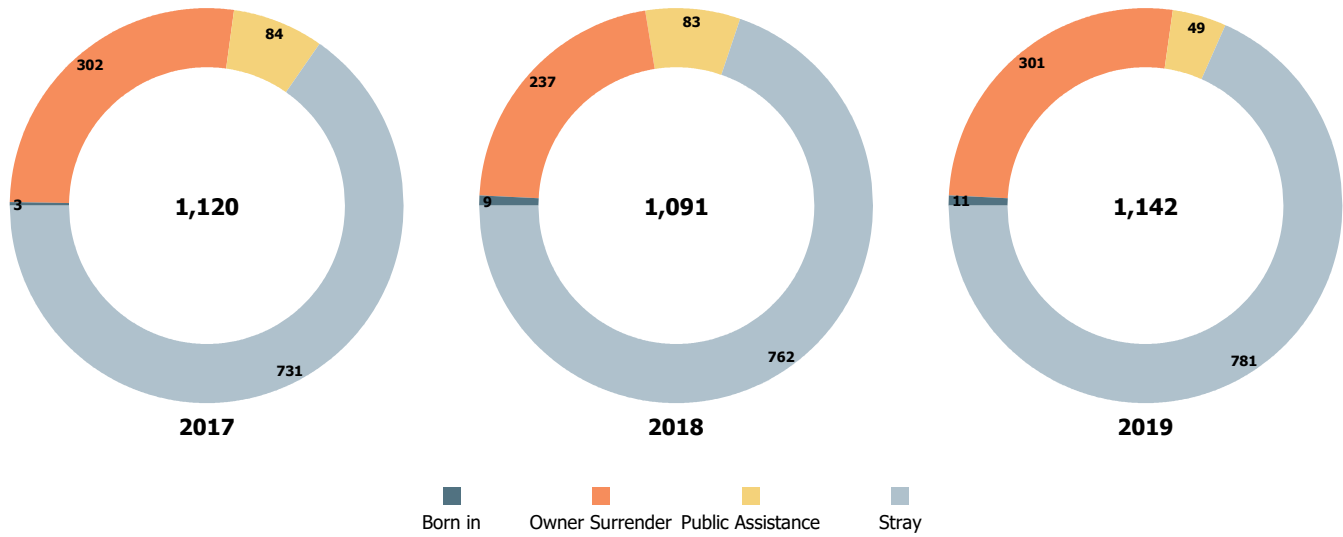


# Austin Animal Center December 2017 to 2019 Intakes

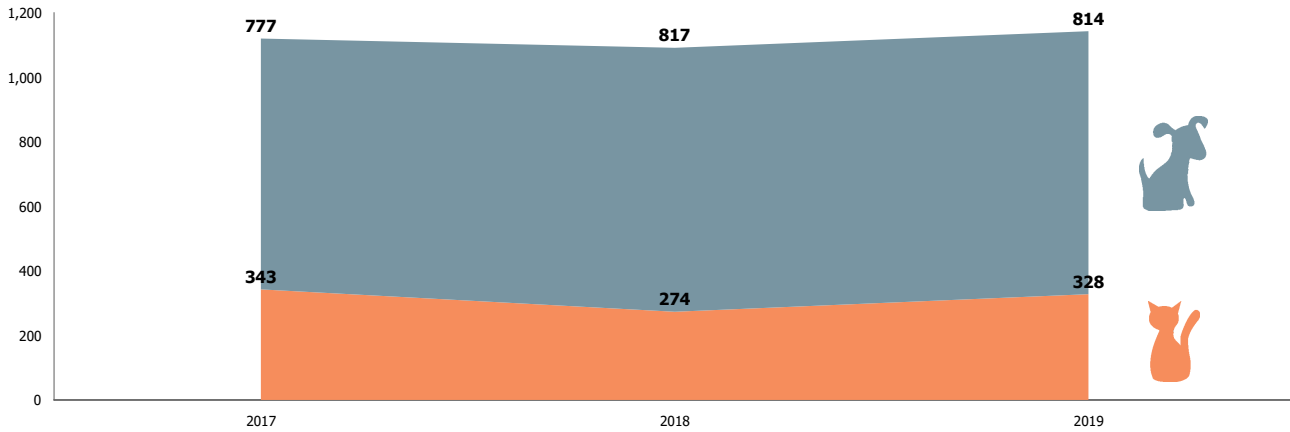


	2017			2018			2019		
	Cat	Dog	Total	Cat	Dog	Total	Cat	Dog	Total
<b>Born in</b>	3	0	<b>3</b>	3	6	<b>9</b>	4	7	<b>11</b>
<b>Owner Surrender</b>	121	181	<b>302</b>	64	173	<b>237</b>	106	195	<b>301</b>
<b>Public Assistance</b>	13	71	<b>84</b>	8	75	<b>83</b>	4	45	<b>49</b>
<b>Stray</b>	206	525	<b>731</b>	199	563	<b>762</b>	214	567	<b>781</b>
<b>Total</b>	<b>343</b>	<b>777</b>	<b>1,120</b>	<b>274</b>	<b>817</b>	<b>1,091</b>	<b>328</b>	<b>814</b>	<b>1,142</b>

### Yearly December Intakes by Intake Type



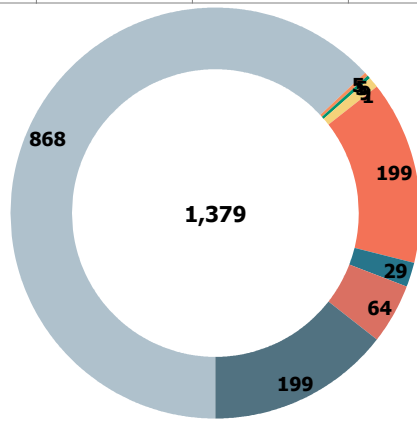
### Yearly December Intakes by Animal Type



# Austin Animal Center December 2019 Outcomes



	Neonatal	Kitten	Adult Cat	Neonatal	Puppy	Adult Dog	Total
<b>Adoption</b>	0	275	72	0	239	282	<b>868</b>
<b>Deceased</b>	0	3	1	0	0	1	<b>5</b>
<b>Disposal</b>	0	1	3	0	1	0	<b>5</b>
<b>Humane Euthanasia</b>	0	1	6	0	0	2	<b>9</b>
<b>Missing</b>	0	0	0	0	0	1	<b>1</b>
<b>RTO</b>	0	9	16	0	23	151	<b>199</b>
<b>Rto-Adopt</b>	0	1	6	0	1	21	<b>29</b>
<b>Shelter Neuter Return</b>	0	14	50	0	0	0	<b>64</b>
<b>Transfer</b>	5	25	16	8	37	108	<b>199</b>
<b>Total</b>	<b>5</b>	<b>329</b>	<b>170</b>	<b>8</b>	<b>301</b>	<b>566</b>	<b>1,379</b>

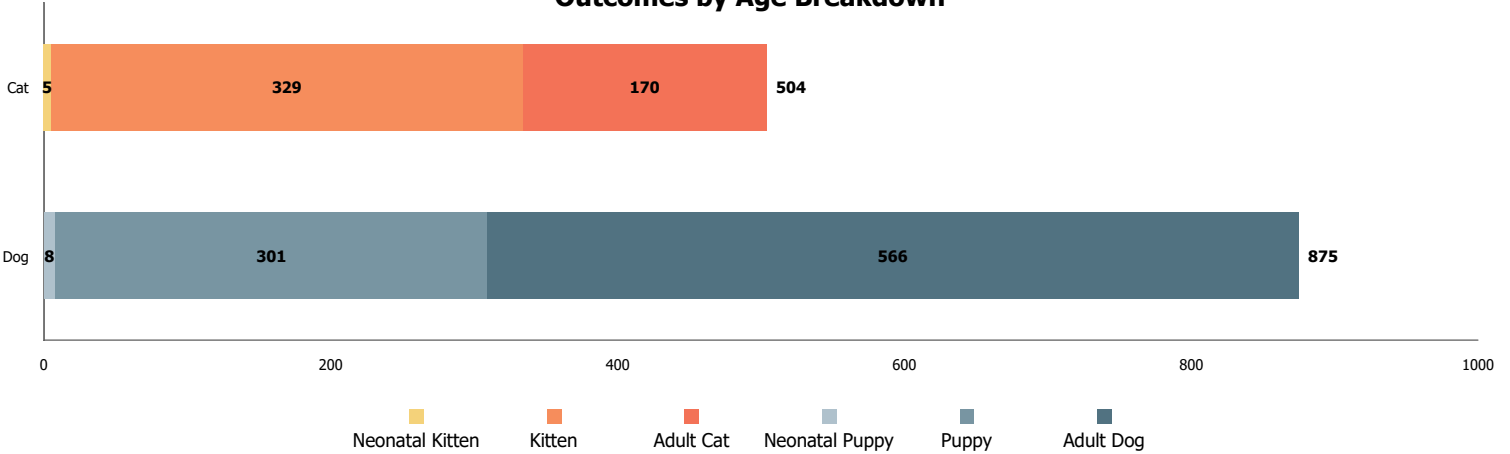


## Age Breakdown

- Neonatal**  
under 6 weeks old
- Kitten/Puppy**  
6 weeks to under 1 year old
- Adult**  
at least 1 year old

- Adoption
- Deceased
- Disposal
- Humane Euthanasia
- Missing
- RTO
- Rto-Adopt
- Shelter Neuter Return
- Transfer

## Outcomes by Age Breakdown

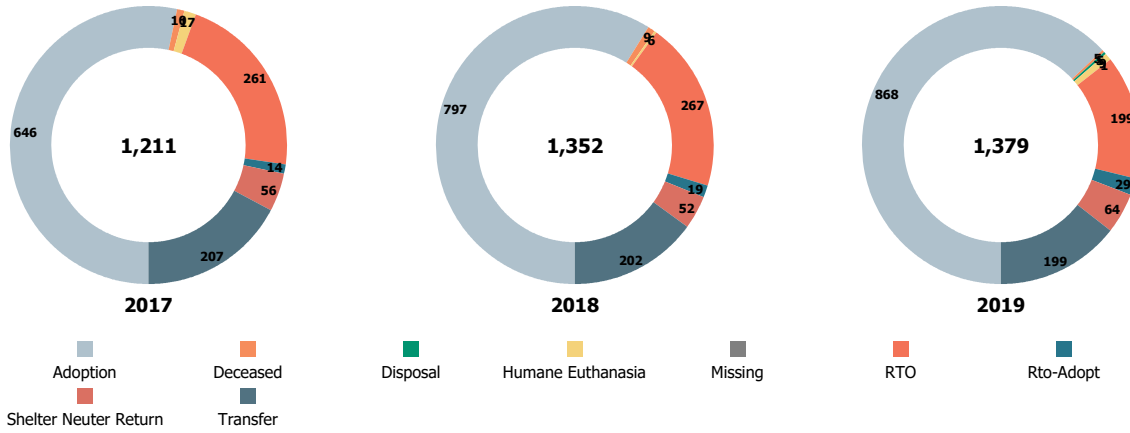


# Austin Animal Center December 2017 to 2019 Outcomes

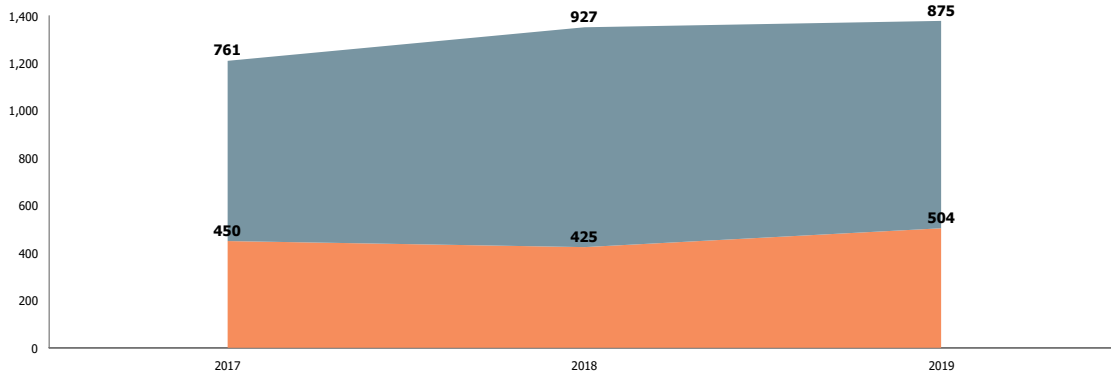


	2017			2018			2019		
	Cat	Dog	Total	Cat	Dog	Total	Cat	Dog	Total
<b>Adoption</b>	280	366	<b>646</b>	289	508	<b>797</b>	347	521	<b>868</b>
<b>Deceased</b>	9	1	<b>10</b>	5	4	<b>9</b>	4	1	<b>5</b>
<b>Disposal</b>	0	0	<b>0</b>	0	0	<b>0</b>	4	1	<b>5</b>
<b>Humane Euthanasia</b>	10	7	<b>17</b>	4	2	<b>6</b>	7	2	<b>9</b>
<b>Missing</b>	0	0	<b>0</b>	0	0	<b>0</b>	0	1	<b>1</b>
<b>RTO</b>	27	234	<b>261</b>	27	240	<b>267</b>	25	174	<b>199</b>
<b>Rto-Adopt</b>	3	11	<b>14</b>	2	17	<b>19</b>	7	22	<b>29</b>
<b>Shelter Neuter Return</b>	56	0	<b>56</b>	52	0	<b>52</b>	64	0	<b>64</b>
<b>Transfer</b>	65	142	<b>207</b>	46	156	<b>202</b>	46	153	<b>199</b>
<b>Total</b>	<b>450</b>	<b>761</b>	<b>1,211</b>	<b>425</b>	<b>927</b>	<b>1,352</b>	<b>504</b>	<b>875</b>	<b>1,379</b>

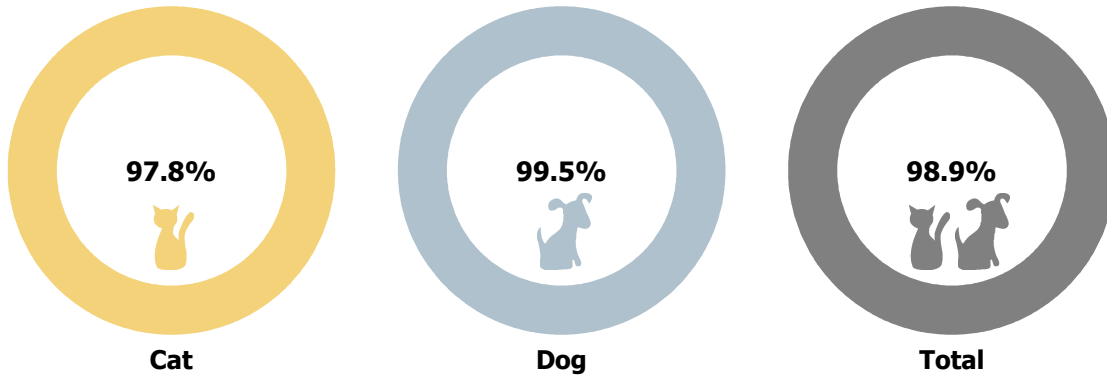
Yearly December Outcomes by Outcome Type



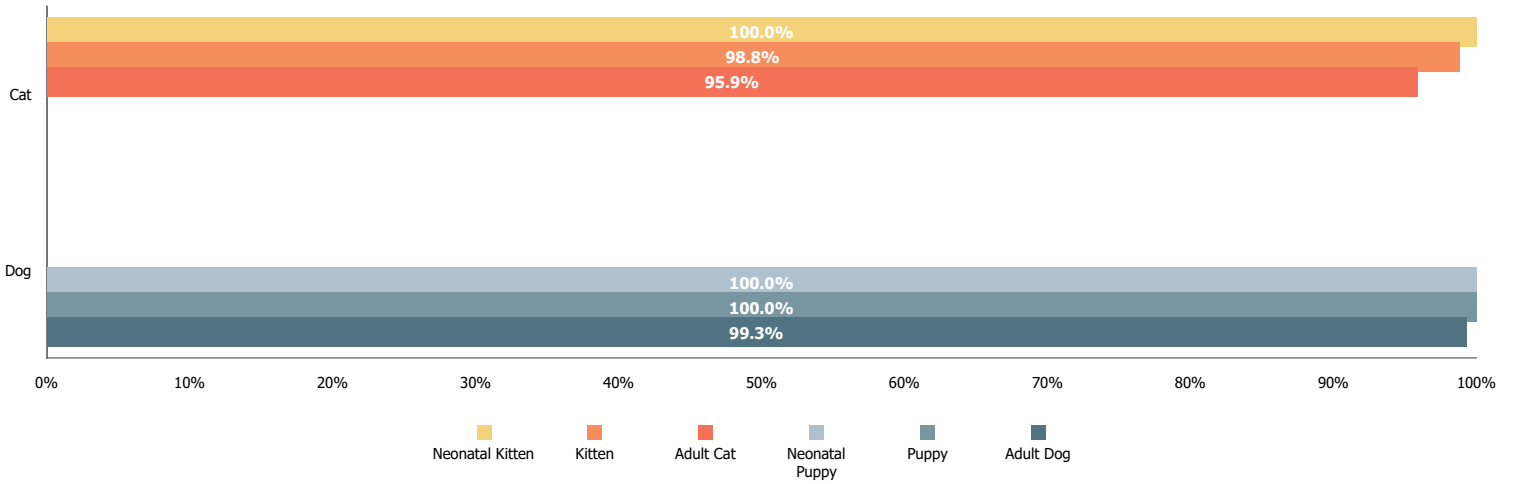
Yearly December Outcomes by Animal Type



## Total Live Release Rates



## Live Release Rates by Age Breakdown



## Yearly December Live Release Rates Compared

