

# Travis County ADOLESCENT HEALTH

## Number of Teen Births, 2018

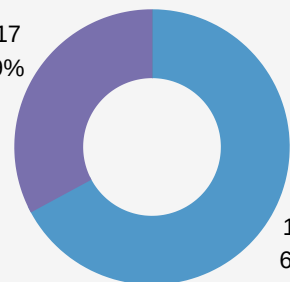
### Number of Births in Travis County

Births to 10-14 year olds:	<b>&gt;10</b>
Births to 15-17 year olds:	<b>245</b>
Births to 18-19 year olds:	<b>500</b>

**Total Teen Births (15-19)  
in Travis County, 2018: 745**

### Age of Mother

15-17  
32.9%



18-19  
67.1%

**16%**

of teen births in Travis  
County are repeat births

A baby is born to  
a teen mom in  
Travis County every  
**12 hours**

## IN TEXAS...

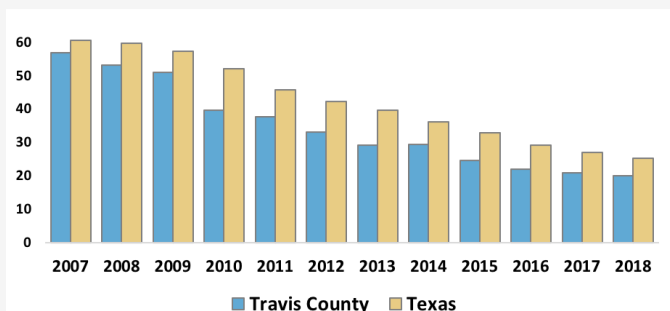
63% of 12th  
grade students  
have had sex.

Just 16% of school  
districts teach  
comprehensive  
sex education.

In 2018, Texas had  
the 9th highest  
teen birth rate and  
the highest rate of  
repeat teen births  
in the nation..

## Teen Birth Rate, 2018

### Travis County births per 1,000 girls aged 15-19



Many young women in Texas struggle to access the resources needed to make informed decisions about their health, futures and families. Teen births are on the decline, but the Travis County teen birth rate still was 16% higher than the U.S. average in 2018.

### Area 2018 Rate

Travis County:	<b>20.1*</b>
Texas:	<b>25.0*</b>
US:	<b>17.4</b>

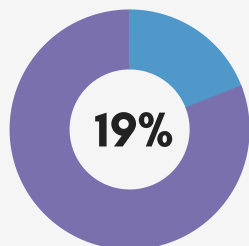
Between 2009 - 2018 the  
Travis County teen birth  
rate declined

**61%**

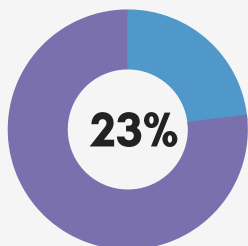
\* Preliminary estimated 2018 rate

## Community Well-Being

Travis County  
Children Living  
in Poverty



Travis County  
Young Adults Without  
Health Insurance



## Sexually Transmitted Infections

Though teen pregnancy rates are declining, the count and rate of sexually transmitted infections are increasing among Texas youth.

### STI Cases & Rates, Youth 15-24, Travis County

	Count of new cases, 2018	Increase/ decrease from 2009*	County, above/below TX rate, 2018
HIV	43	+ 59%	+ 7%
Chlamydia	4,761	+ 24%	+ 31%
Gonorrhea	864	+ 53%	+ 45%

\*Some increase may be due to improved screening and diagnoses.