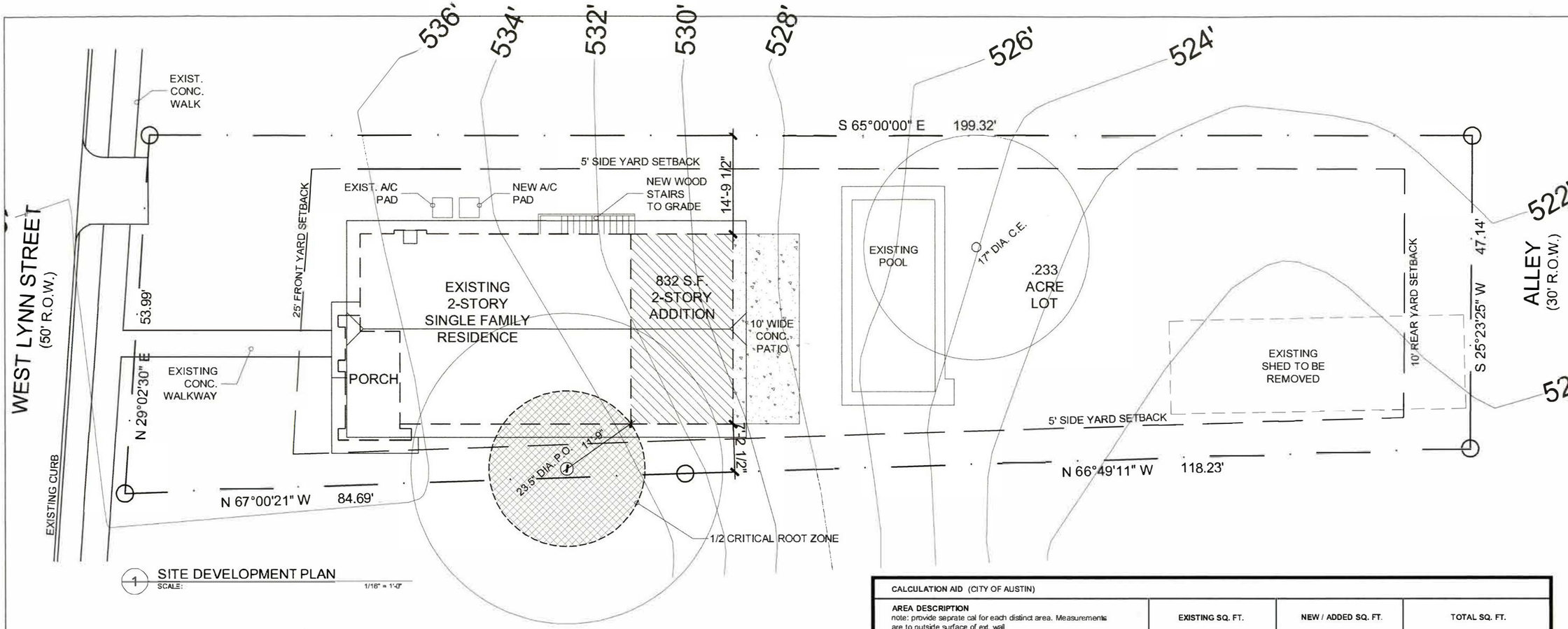


1 SITE DEVELOPMENT PLAN
SCALE: 1/16" = 1'-0"

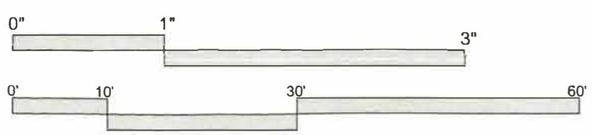


| CALCULATION AID (CITY OF AUSTIN) | | | |
|---|---|---|---|
| **AREA DESCRIPTION** note: provide seprate cal for each distinct area. Measurements are to outside surface of ext. wall | **EXISTING SQ. FT.** | **NEW / ADDED SQ. FT.** | **TOTAL SQ. FT.** |
| A) 1ST FLOOR CONDITIONED AREA | 1,032 | 416 | 1,448 |
| B) 2ND FLOOR CONDITIONED AREA | N/A | 81 1 | 81 1 |
| C) 3RD FLOOR CONDITIONED AREA | N/A | N/A | N/A |
| D) BASEMENT | 416 | 416 | 832 |
| E) ATTACHED COVERED PARKING(carport or garage) | N/A | N/A | N/A |
| F) DETACHED COVERED PARKING(carport or garage) | N/A | N/A | N/A |
| G) COVERED WOOD DECKS (counted @ 100%) | N/A | N/A | N/A |
| H) COVERED PATIO | N/A | NA | N/A |
| I) COVERED PORCH | 153 | NA | 153 |
| J) BALCONY FRONT | N/A | N/A | N/A |
| K) BALCONY REAR | 32 | -32 (DEMO'D) | 0 |
| K) OTHER - (SHED) | 623 | -623 (DEMO'D) | 0 |
| **TOTAL BUILDING AREA (T.B.A.)** (add: a through k) | 2,256 | 258 1 | 2,514 1 |
| **TOTAL BUILDING COVERAGE (T.B.C.)** (from T.B.A. subtract, if applicable b,c,d,& j) | 1,840 | -239 | 1,601 |
| L) DRIVEWAY | N/A | N/A | N/A |
| M) SIDEWALK | 128 | N/A | 128 |
| N) UNCOVERED PATIO | N/A | 268 | 268 |
| O) UNCOVERED WOOD DECK (counted @ 50%) | N/A | 22 | 22 |
| P) AC PADS AND OTHER CONCRETE FLATWORK | 9 | 9 | 18 |
| Q) OTHER (POOL COPING, RETAINING WALLS) | 154 | N/A | 154 |
| **TOTAL SITE IMPERVIOUS COVERAGE** (add: T.B.C. and L thru Q) | 2,131 | 60 | 2,191 |
| R) POOL | 361 | N/A | 361 |
| S) SPA | | | |

PROJECT
GREENWOOD RESIDENCE
613 WEST LYNN STREET
AUSTIN, TEXAS 78703

MIZNER DESIGN
3823 A BEE CAVE ROAD
AUSTIN, TX 78704
512.363.3525
www.miznerdesign.com

| ISSUE: | DATE: |
|---|---|
| C.O.A. SUBMITTAL | 12.11.2019 |
| 1 C.O.A. REVISED | 2.27.2020 |

REGISTERED ARCHITECT DERK B. MIZNER 49 STATE OF TEXAS
12/11/19

A1.0

© MIZNER DESIGN

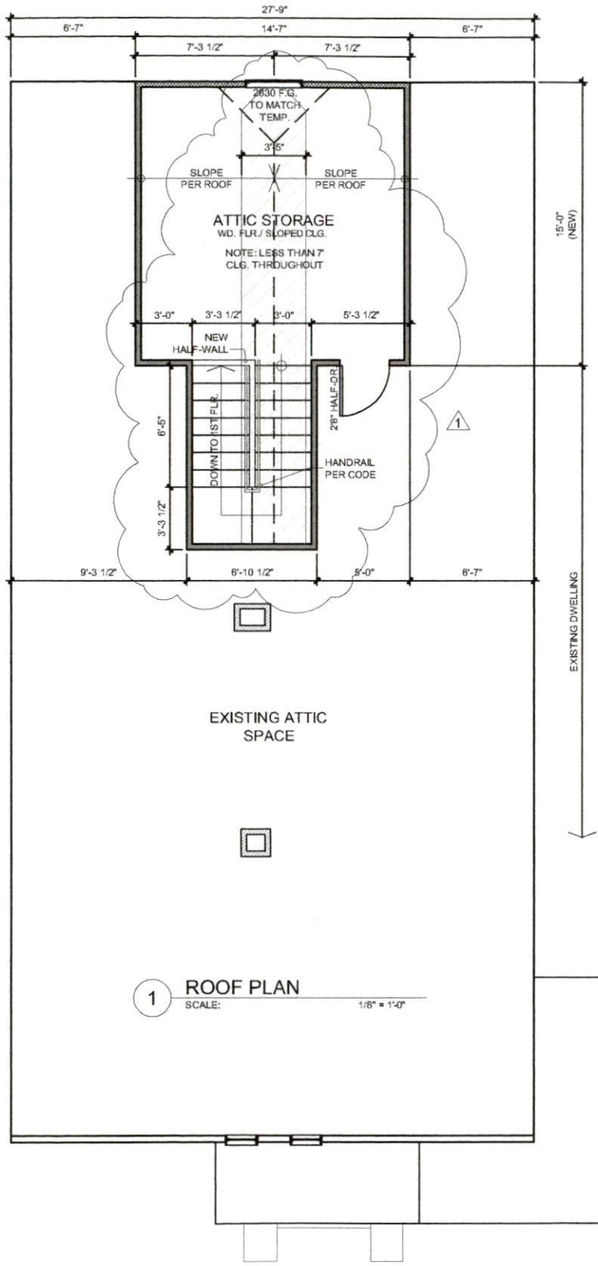


1 ROOF PLAN
SCALE: 1/8" = 1'-0"

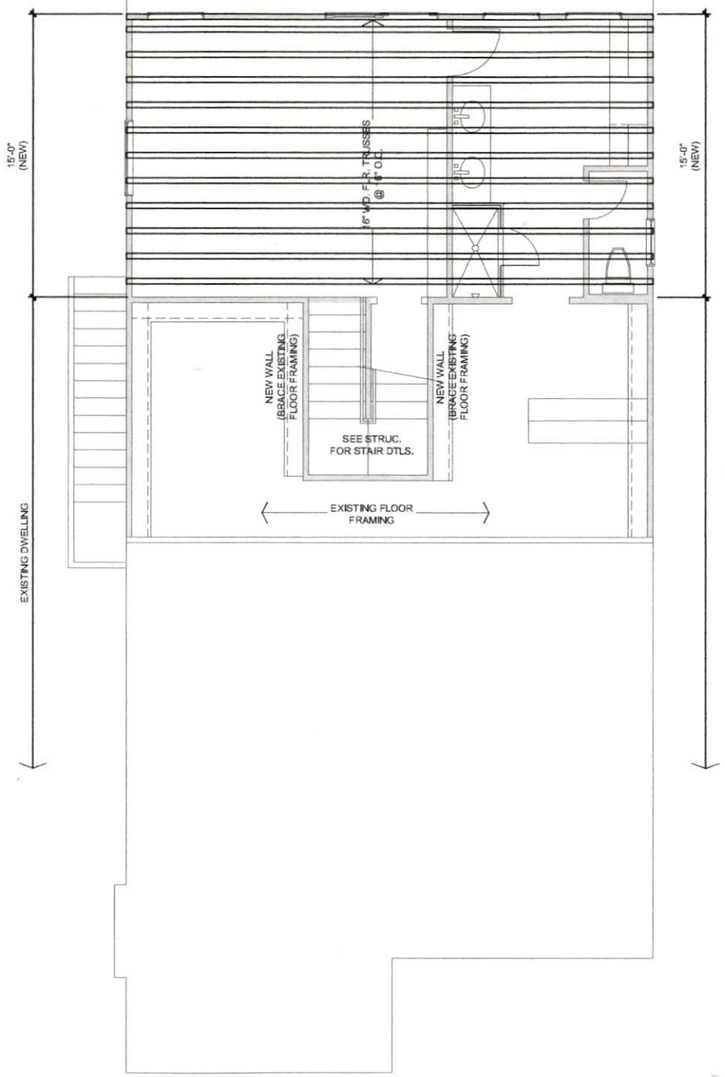


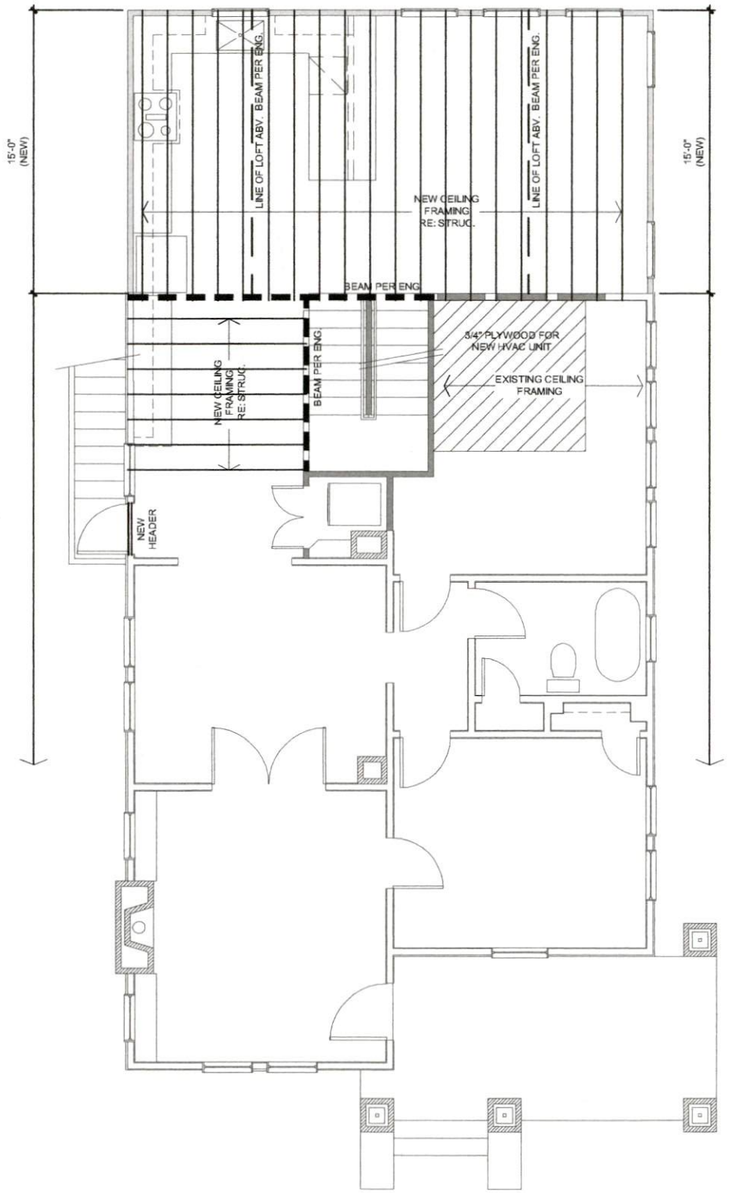


1 PROPOSED ATTIC PLAN
SCALE: 1/8" = 1'-0"

1

DENOTES AREAS GREATER THAN 6' IN CEILING HEIGHT UNDER 2ND FLOOR ATTIC SPACE (CONDITIONED): 81 SQ. FT.

2 1ST FLOOR FRAMING PLAN
SCALE: 1/8" = 1'-0"
FOR REFERENCE: SEE STRUCTURAL PLANS

3 1ST FLOOR CEILING FRAMING PLAN
SCALE: 1/8" = 1'-0"
FOR REFERENCE: SEE STRUCTURAL PLANS

PROJECT:
GREENWOOD RESIDENCE
613 WEST LYNN STREET
AUSTIN, TEXAS 78703

MIZNER DESIGN
3823 A BEE CAVE ROAD
AUSTIN, TX 78704
512.363.3525
www.miznerdesign.com

| ISSUE: | DATE: |
|---|---|
| C.O.A. SUBMITTAL | 12.11.2019 |
| 1 C.O.A. REVISED | 2.27.2020 |

REGISTERED ARCHITECT GEORGE B. MIZNER 48 STATE OF TEXAS
12/11/19

A2.2

© MIZNER DESIGN

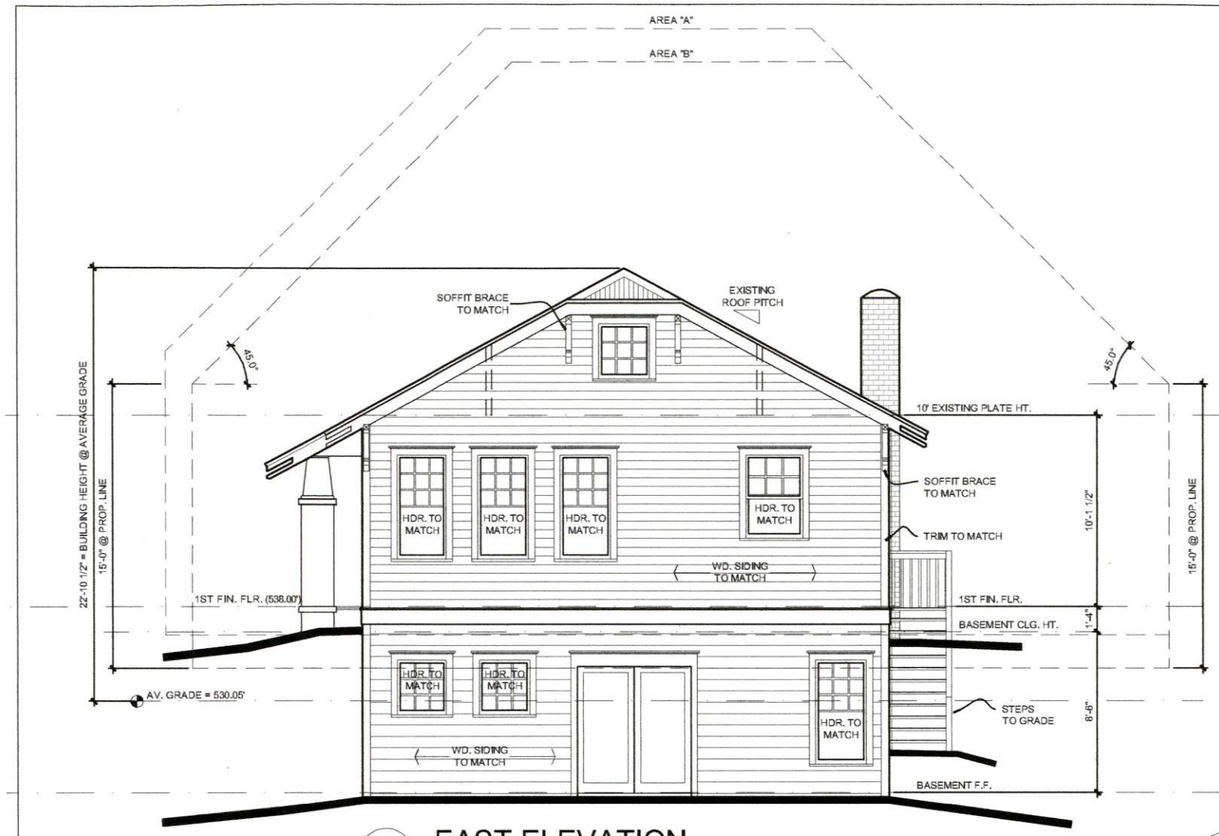


1 EAST ELEVATION
SCALE: 1/8" = 1'-0"

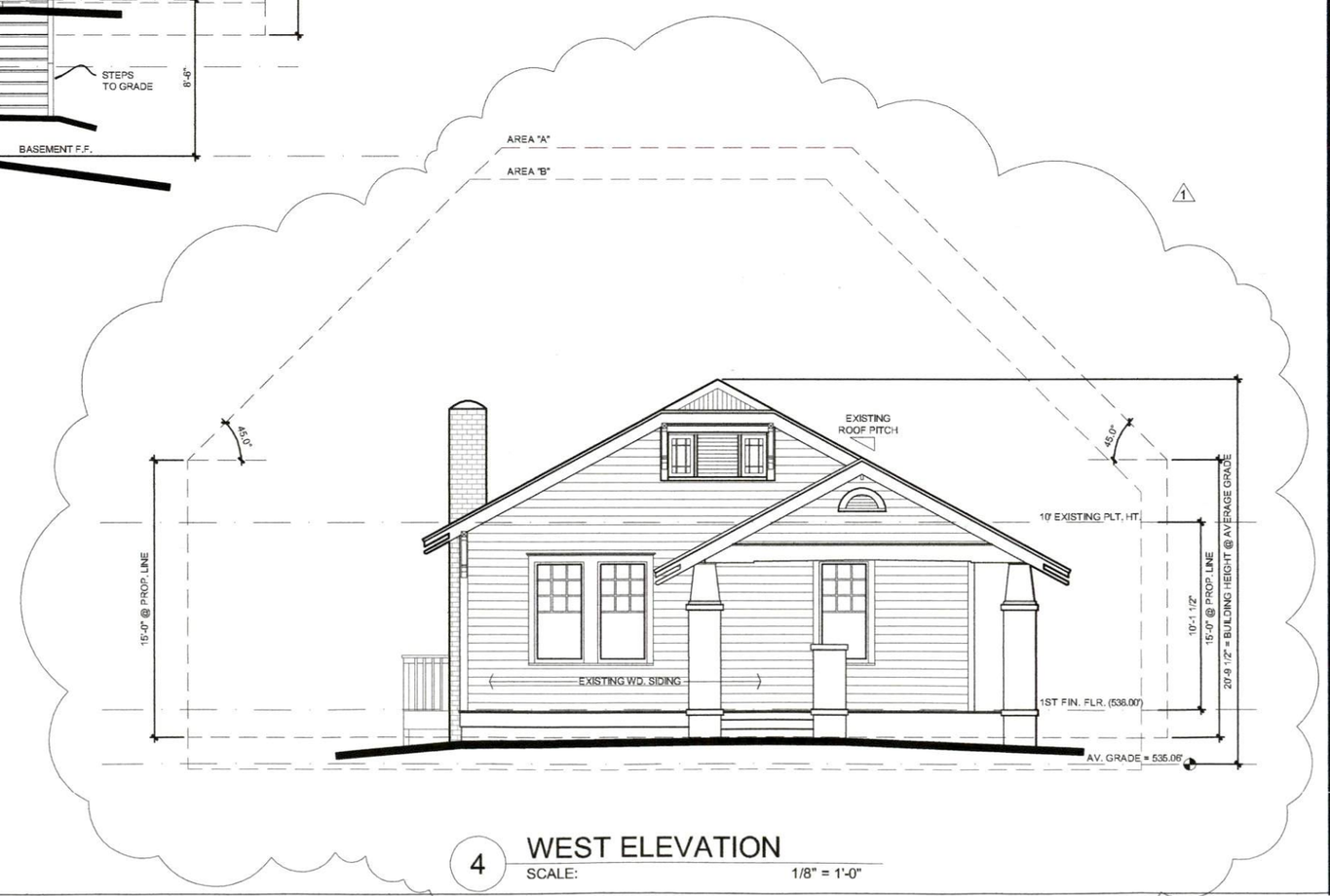


4 WEST ELEVATION
SCALE: 1/8" = 1'-0"

PROJECT:
GREENWOOD RESIDENCE
613 WEST LYNN STREET
AUSTIN, TEXAS 78703

MIZNER DESIGN
3823 A BEE CAVE ROAD
AUSTIN, TX 78704
512.363.3525
www.miznerdesign.com

| ISSUE: | DATE: |
|---|---|
| C.O.A. SUBMITTAL | 12.11.2019 |
| 1 C.O.A. REVISED | 2.27.2020 |

REGISTERED ARCHITECT DERK B. MIZNER 43 STATE OF TEXAS
12/11/19

A3.1

© MIZNER DESIGN

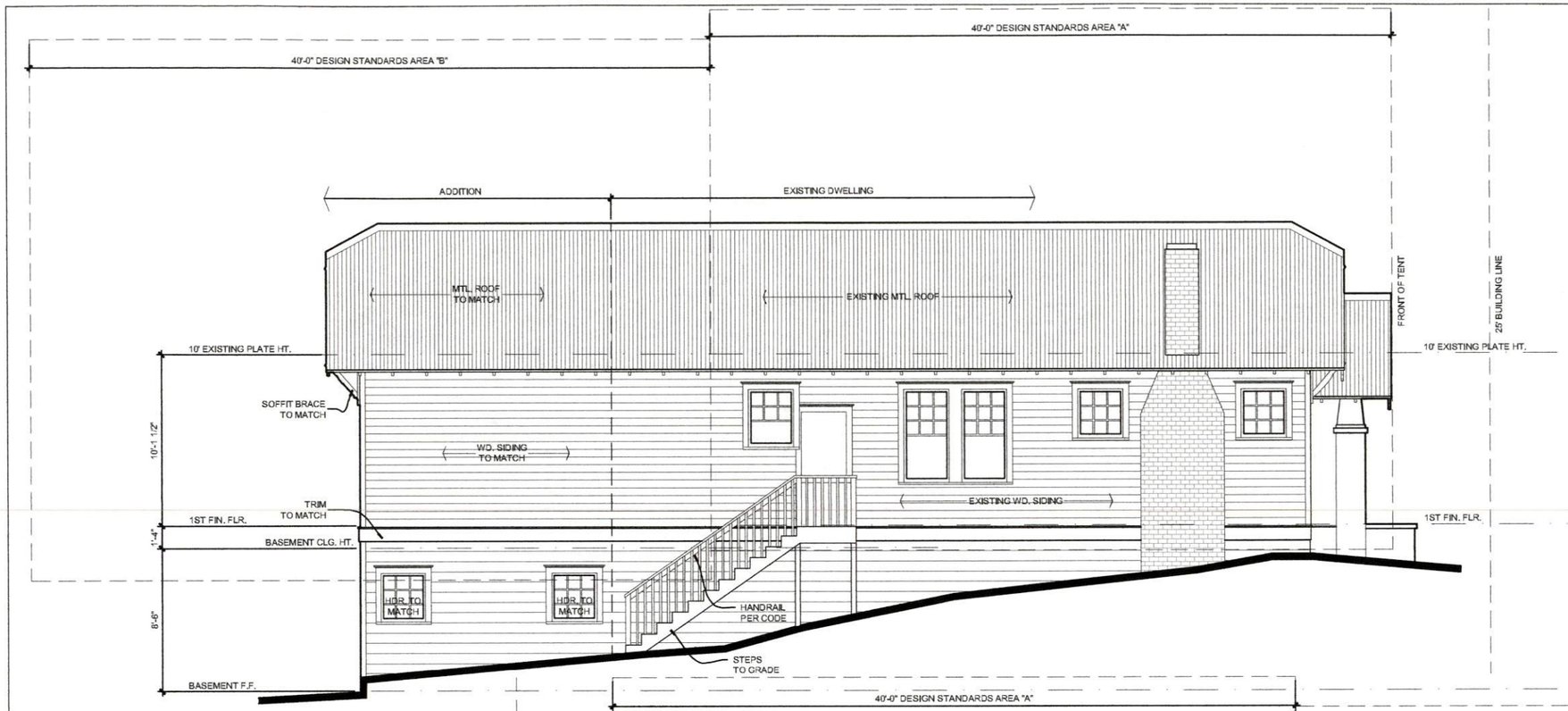


1 NORTH ELEVATION
SCALE: 1/8" = 1'-0"

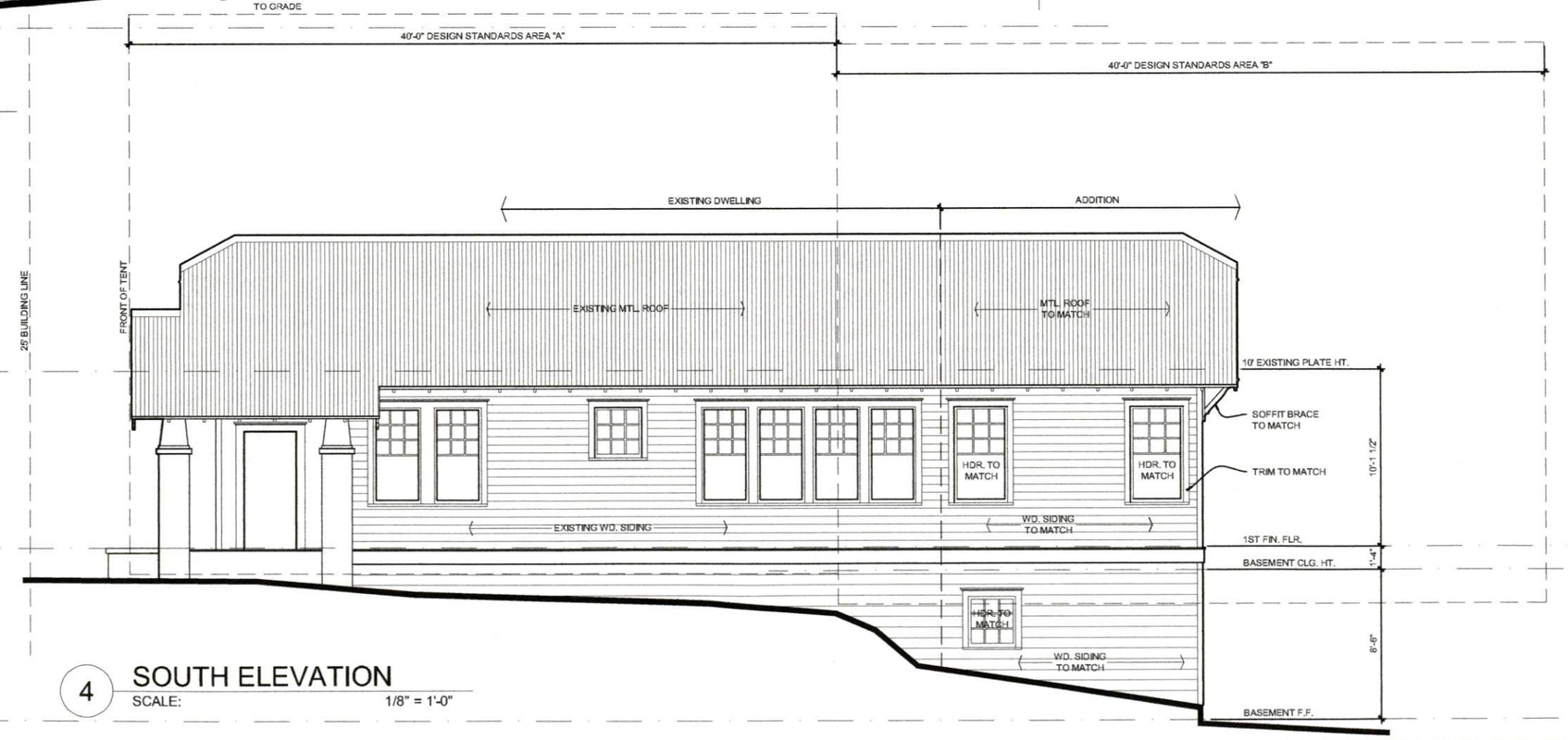


4 SOUTH ELEVATION
SCALE: 1/8" = 1'-0"

PROJECT:
GREENWOOD RESIDENCE
613 WEST LYNN STREET
AUSTIN, TEXAS 78703

MIZNER DESIGN
3823 A BEE CAVE ROAD
AUSTIN, TX 78704
512.363.3525
www.miznerdesign.com

| ISSUE: | DATE: |
|---|---|
| C.O.A. SUBMITTAL | 12.11.2019 |

REGISTERED ARCHITECT B. MIZNER STATE OF TEXAS
12/11/19

A3.0

© MIZNER DESIGN