REGISTERED ARCHITECT
MARK REYNOLDS
8341
STATE OF TEXAS

Mark Reynolds
#8341 3/5/20

NOTE:
RAILING, FASTENERS, ACCESSORIES, & APPURTENANCES SHALL BE CONSTRUCTED AND SECURED TO MEET CODE REQUIREMENTS- OPENINGS SHALL NOT ALLOW A 4" SPHERE TO PASS OR A 2" SPHERE @ BOTTOM- TOP RAIL SHALL BE 42" A.F.F. TYP.
GUARD RAILING AT EXTERIOR SHALL BE OF TREATED 2 X 2 PICKETS
INSTALL ALL RAILS SECURELY TO WITHSTAND 250# (MIN.) FORCE-
PROVIDE SHOP DRAWINGS OF CONNECTORS, MATERIALS, & FINSHES
STAIN & SEAL OR PAINT ALL WOOD MEMBERS

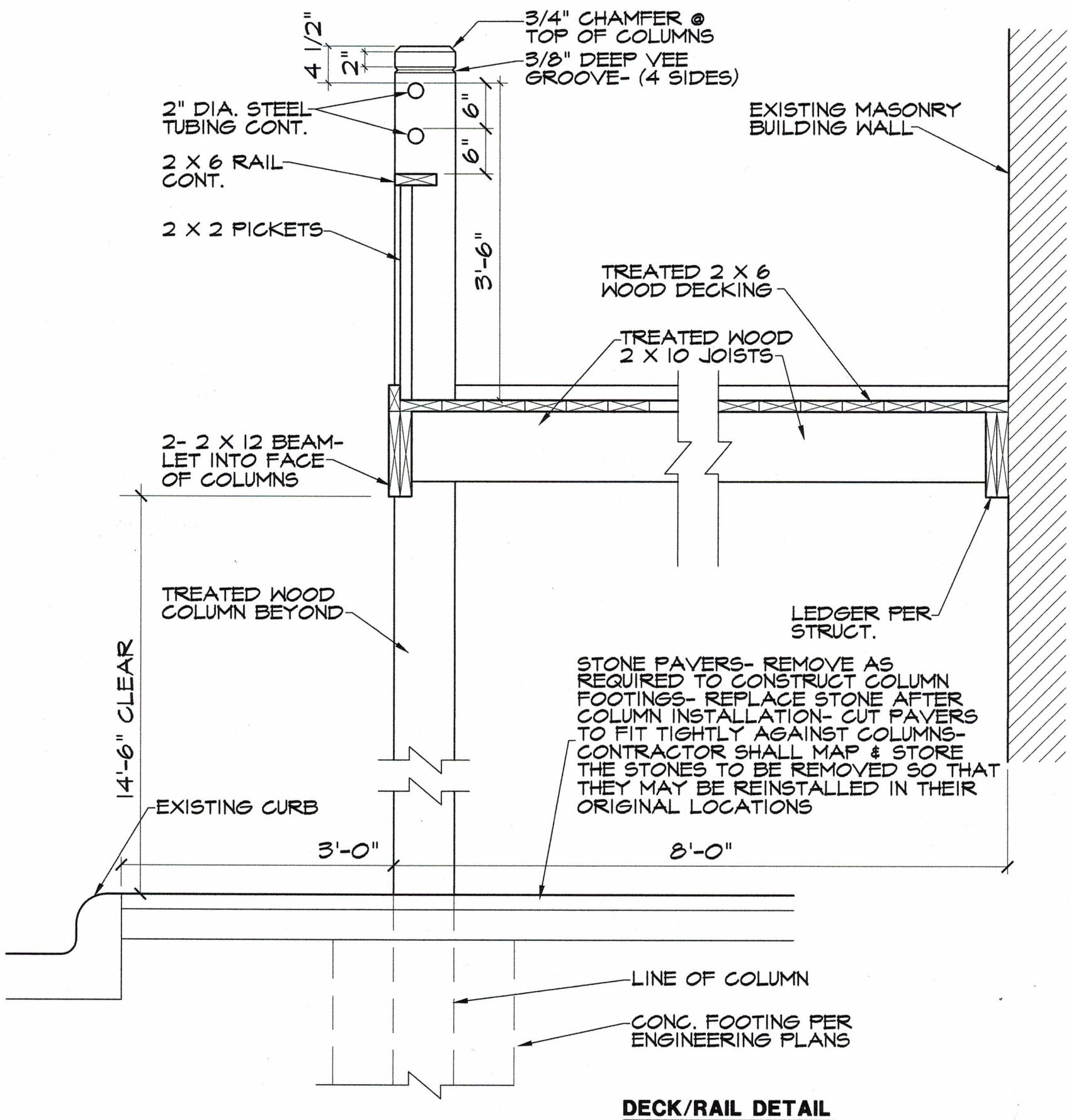

DECK/RAIL DETAIL
3/4" = 1'-0"

MARK REYNOLDS AND ASSOCIATES
ARCHITECTURE PLANNING
3408 RED RIVER
AUSTIN, TEXAS 78705
E-MAIL reynolds@texas.net
TELEPHONE 512-477-9726
FAX 512-477-9756

PROJECT NO. 1736

CANOPY/DECK PLANS

304 EAST SIXTH STREET
AUSTIN, TEXAS

SHEET
A1
OF 3

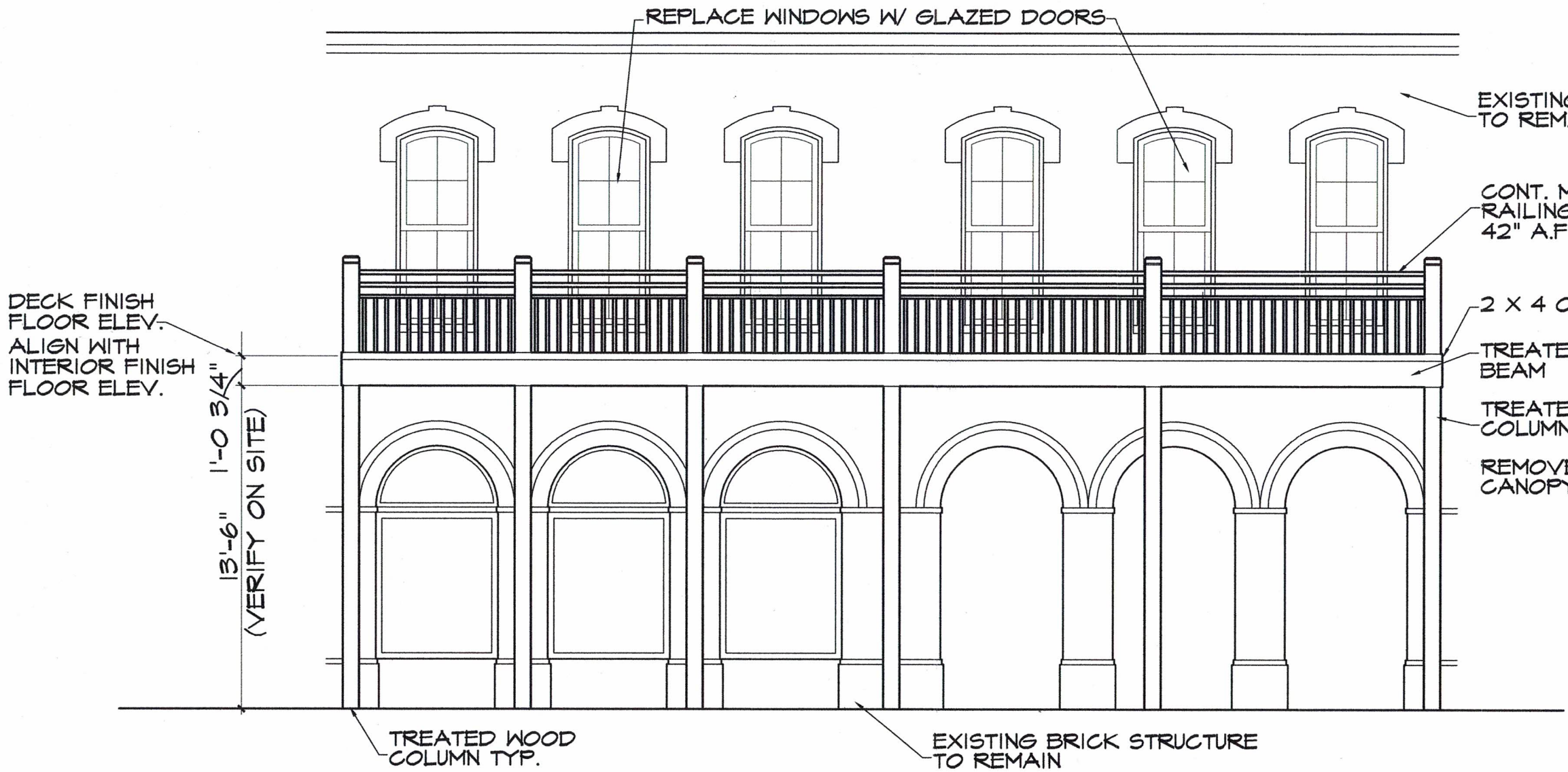

FRONT ELEVATION

3/16" = 1'-0"

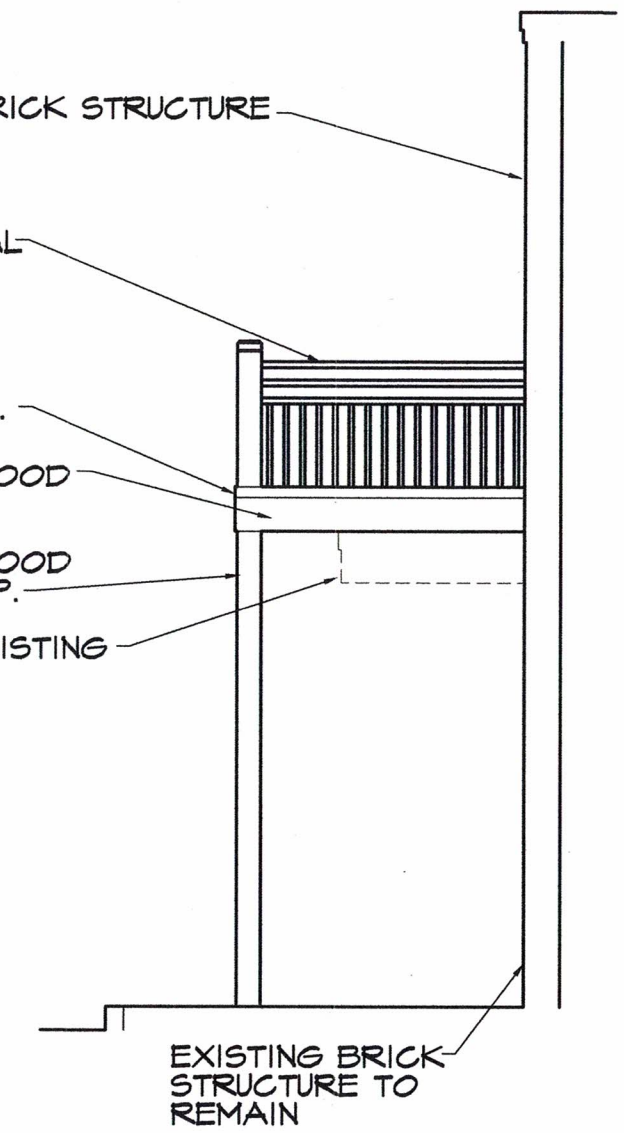

SIDE ELEVATION

3/16" = 1'-0"
RIGHT SIDE IS SIMILAR TO LEFT SIDE

REGISTERED ARCHITECT MARK REYNOLDS 8341 STATE OF TEXAS

Mark Reynolds #8341 3/5/20

MARK REYNOLDS AND ASSOCIATES
ARCHITECTURE PLANNING
3408 RED RIVER
AUSTIN, TEXAS 78705
E-MAIL reynolds@texas.net
TELEPHONE 512-477-9726
FAX 512-477-9756

PROJECT NO. 1736

CANOPY/DECK PLANS

304 EAST SIXTH STREET
AUSTIN, TEXAS

SHEET **A2** OF 3

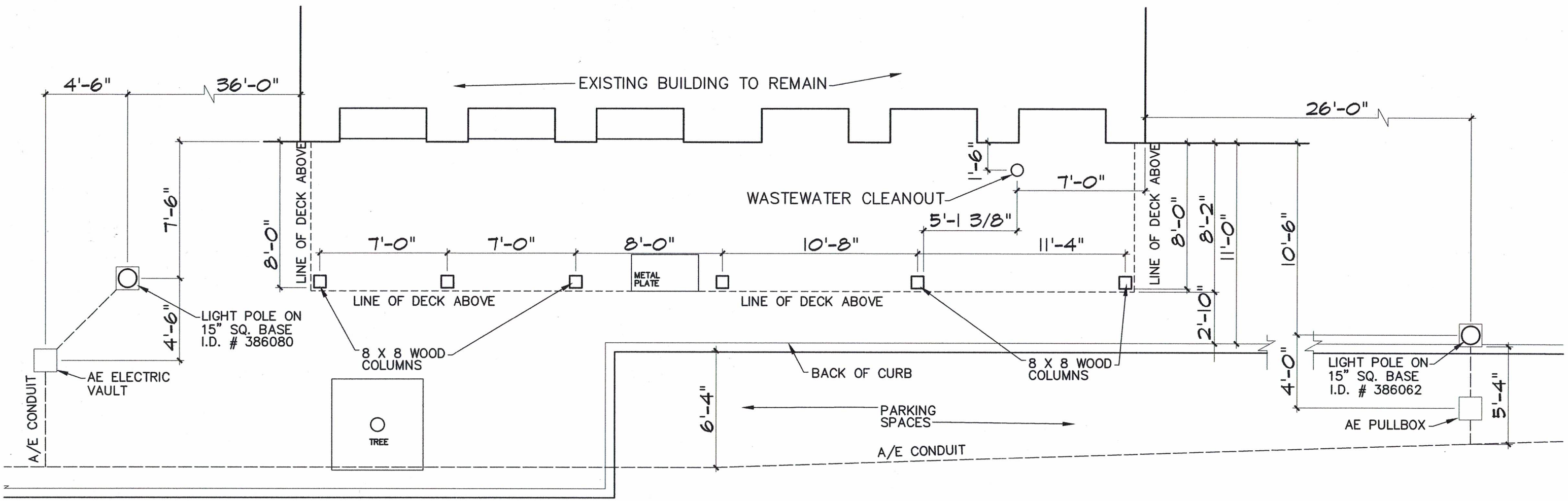

East Sixth Street
(50' R.O.W.)

Mark Reynolds
#8341 3/5/20

REGISTERED ARCHITECT
MARK REYNOLDS
8341
STATE OF TEXAS

CANOPY PLAN- SIDEWALK LEVEL
3/16" = 1'-0"

MARK REYNOLDS AND ASSOCIATES
ARCHITECTURE PLANNING
3408 RED RIVER
AUSTIN, TEXAS 78705
E-MAIL reynolds@texas.net
TELEPHONE 512-477-9726
FAX 512-477-9756

PROJECT NO. 1736

CANOPY/DECK PLANS

304 EAST SIXTH STREET
AUSTIN, TEXAS

SHEET
A3
OF 3

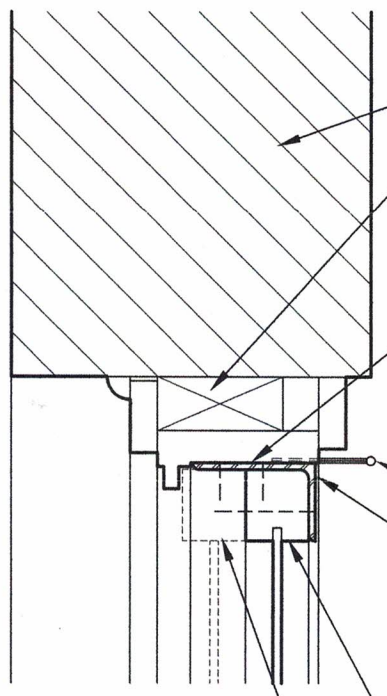

SEAL PERIMETER JOINT BETWEEN SASH MEMBERS (& BLOCKING) AND THE STEEL FRAME TYP.

INSTALL WOOD BLOCKING BETWEEN THE STEEL FRAME & THE UPPER SASH AT THE AREAS ABOVE THE LOWER SASH (TO FILL THE SPACE BETWEEN THE SASH & THE STEEL ANGLE FRAME

LINE OF INSIDE EDE EDGE OF STEEL FRAME

EXISTING MASONRY TO REMAIN

EXISTING BUCK & WINDOW TRIM TO REMAIN

SEAL JOINT BETWEEN SASHES

MORTISE EXISTING FRAME AS REQUIRED TO ACCOMODATE THICKNESS OF NEW ANGLE

4 WIDE-THROW BALL BEARING HINGES AT JAMB OF EACH DOOR

INSTALL 3" X 2" X 1/4" WELDED STEEL ANGLE FRAME CONTINUOUS AROUND PERIMETER OF WINDOW SASHES- SECURE ANGLE TO SASHES W/ BUGLE HEAD SCREWS AT 8" O.C. ALONG EACH LEG OF THE STEEL ANGLE

EXISTING WINDOW SASH(ES)- REMOVE FROM FRAME & MOUNT TO NEW STEEL PERIMETER FRAME

LINE OF UPPER SASH- INSTALL PERIMETER WEATHERSTRIPPING CONT. AT HEAD & JAMBS

INSTALL CONT. DRIP MOLD ACROSS THE BOTTOM OF THE LOWER STILE TO PREVENT WATER INFILTRATION INTO BUILDING

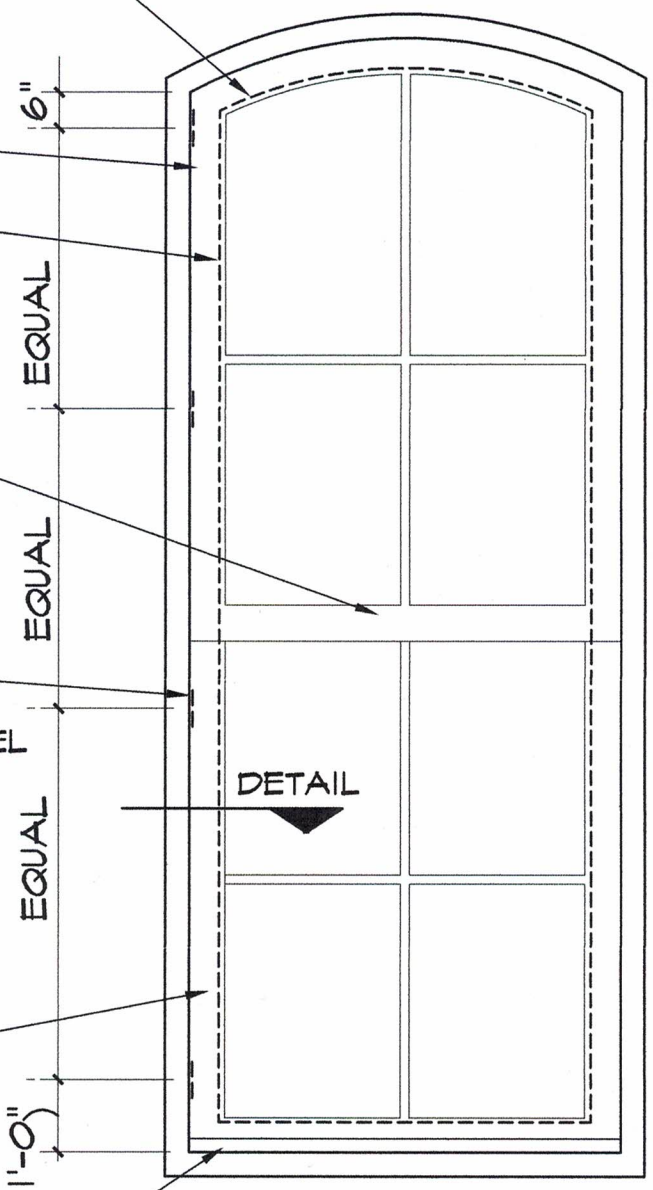

JAMB DETAIL- HEAD SIMILAR

3" = 1'-0" CLOSED POSITION POSITION

WINDOW ELEVATION

3/8" = 1'-0" (VIEW FROM EXTERIOR)

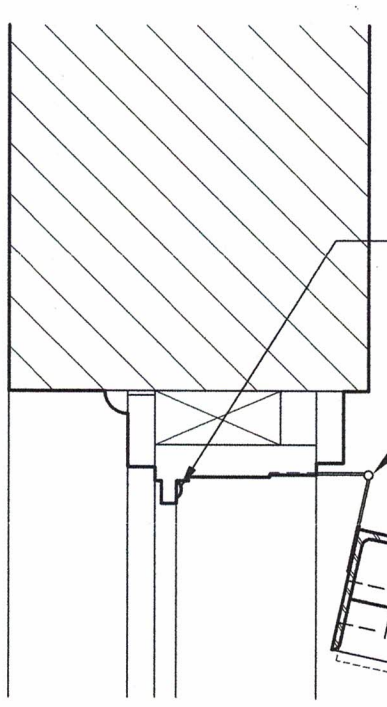

COMPRESSIBLE PERIMETER WEATHERSTRIPPING CONT.

4 WIDE-THROW BALL BEARING HINGES AT JAMB OF EACH DOOR

INSTALL 3" X 2" X 1/4" WELDED STEEL

EXISTING (LOWER) WINDOW SASH

LINE OF UPPER WINDOW SASH

JAMB DETAIL

3" = 1'-0" PARTIALLY OPEN POSITION

Mark Reynolds
#8341 3/5/20

REGISTERED ARCHITECT
MARK REYNOLDS
8341
STATE OF TEXAS

MARK REYNOLDS AND ASSOCIATES
ARCHITECTURE PLANNING
3408 RED RIVER
AUSTIN, TEXAS 78705
E-MAIL reynolds@texas.net
TELEPHONE 512-477-9726
FAX 512-477-9756

PROJECT NO. 1736

CANOPY/DECK PLANS

304 EAST SIXTH STREET
AUSTIN, TEXAS

SHEET
A4
OF 4