








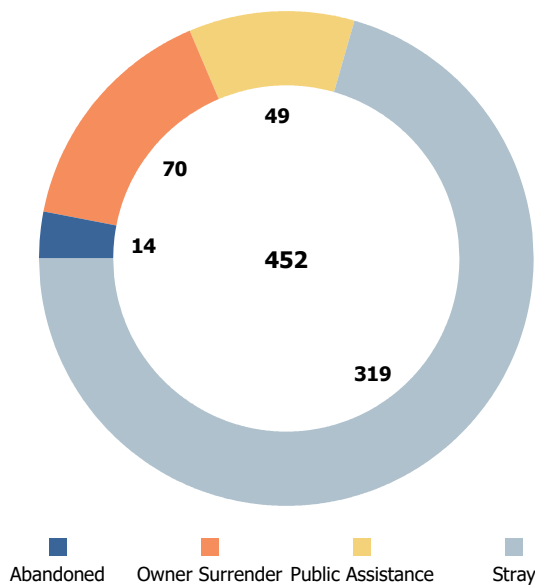
Austin Animal Center Monthly Report May 2020



Austin Animal Center May 2020 Intakes

	 Neonatal	 Kitten	 Adult Cat	 Neonatal	 Puppy	 Adult Dog	Total
Abandoned	0	2	0	0	6	6	14
Owner Surrender	7	3	8	0	9	43	70
Public Assistance	6	3	6	0	4	30	49
Stray	91	39	49	2	32	106	319
Total	104	47	63	2	51	185	452

Intakes by Intake Type





Age Breakdown



Neonatal

  under 6 weeks old

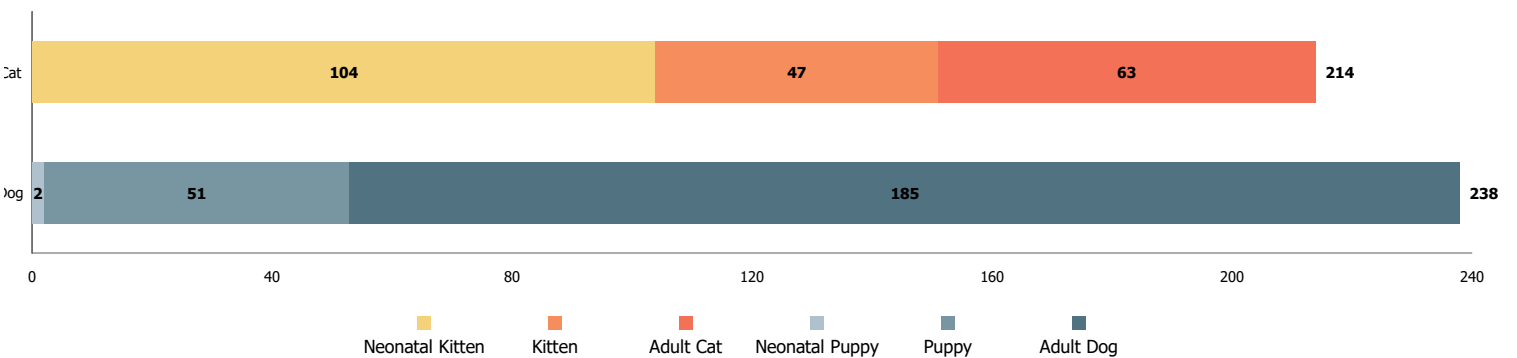
Kitten/Puppy

  6 weeks to under 1 year old

Adult

  at least 1 year old

Intakes by Age Breakdown

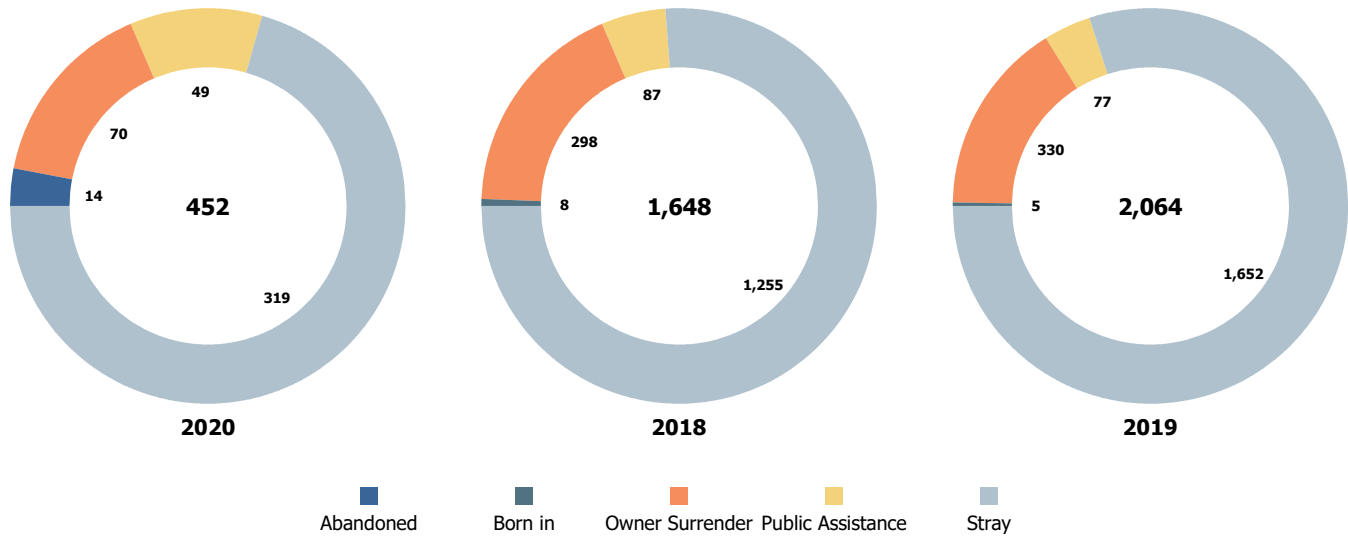


Austin Animal Center May 2018 to 2020 Intakes

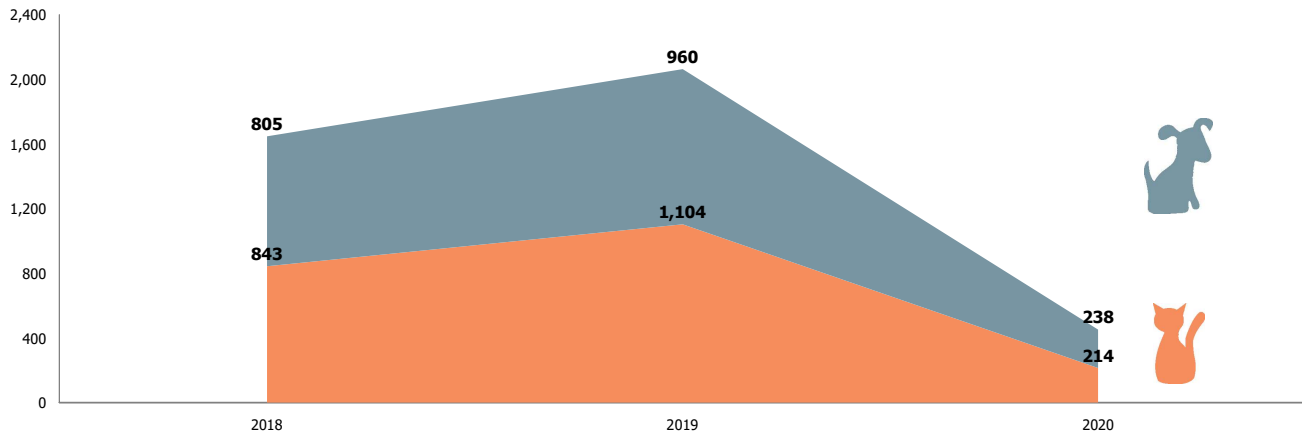


	2018			2019			2020		
	Cat	Dog	Total	Cat	Dog	Total	Cat	Dog	Total
Abandoned	0	0	0	0	0	0	2	12	14
Born in	0	8	8	5	0	5	0	0	0
Owner Surrender	100	198	298	121	209	330	18	52	70
Public Assistance	18	69	87	12	65	77	15	34	49
Stray	725	530	1,255	966	686	1,652	179	140	319
Total	843	805	1,648	1,104	960	2,064	214	238	452


Yearly May Intakes by Intake Type



Yearly May Intakes by Animal Type

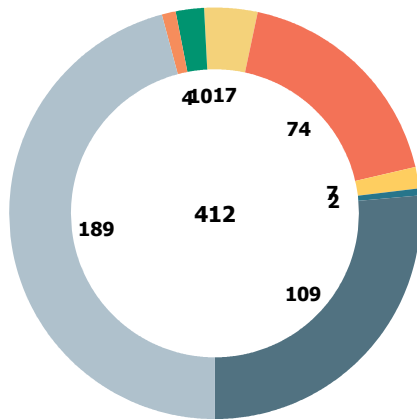


Austin Animal Center May 2020 Outcomes



	Neonatal	Kitten	Adult Cat	Neonatal Dog	Puppy	Adult Dog	Total
Adoption	0	24	22	0	46	97	189
Deceased	1	0	2	0	1	0	4
Disposal	3	1	4	0	1	1	10
Humane Euthanasia	2	1	12	0	0	2	17
RTO	0	1	11	0	11	51	74
Rto-Adopt	0	0	4	0	0	3	7
Shelter Neuter Return	0	0	2	0	0	0	2
Transfer	44	1	11	1	18	34	109
Total	50	28	68	1	77	188	412

Outcomes by Outcome Type



Age Breakdown

Neonatal

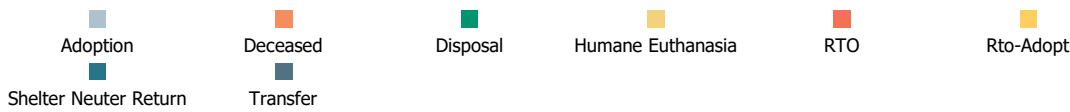
under 6 weeks old

Kitten/Puppy

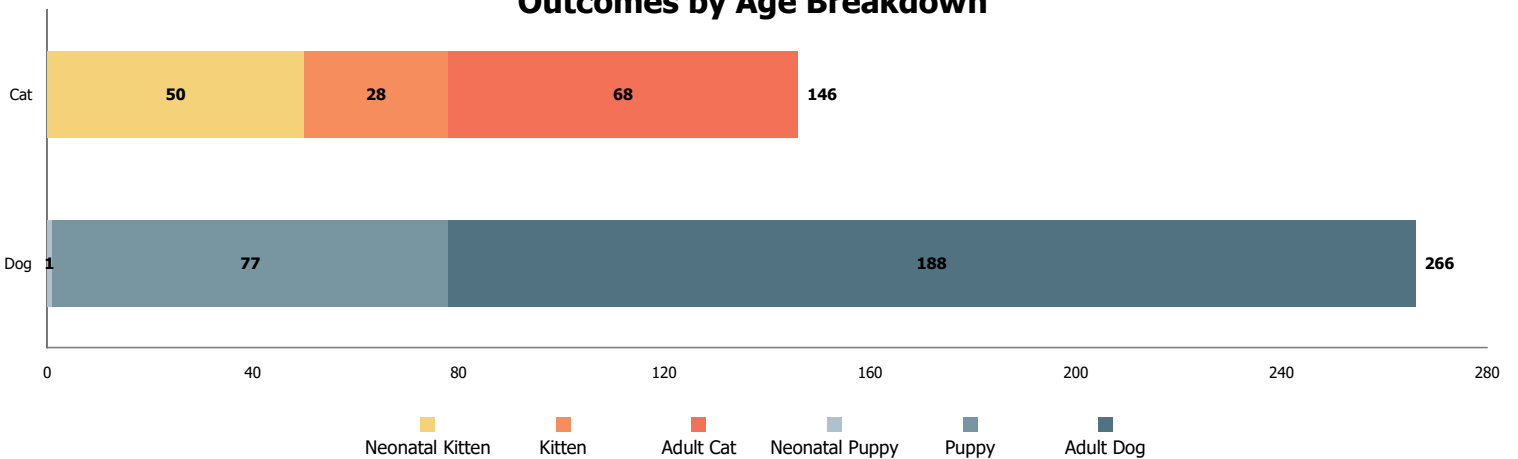
6 weeks to under 1 year old

Adult

at least 1 year old



Outcomes by Age Breakdown

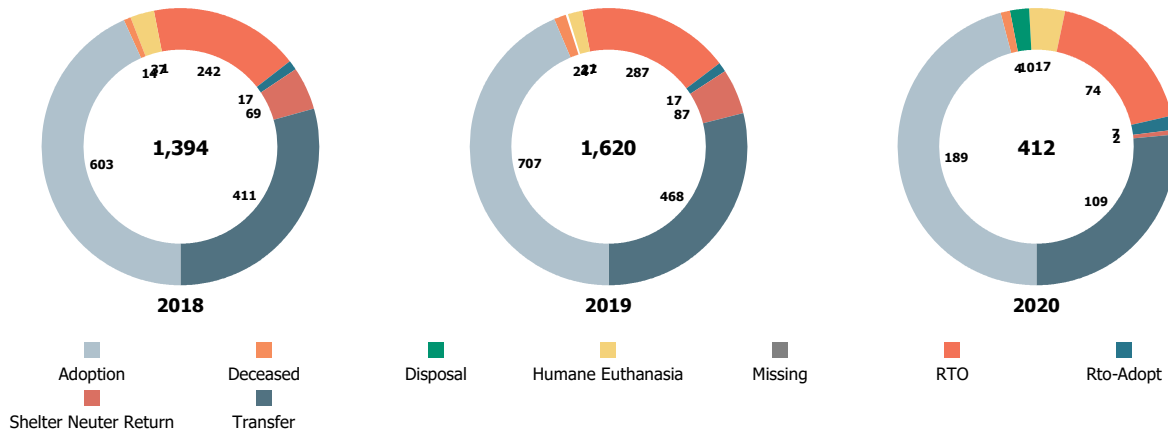


Austin Animal Center May 2018 to 2020 Outcomes

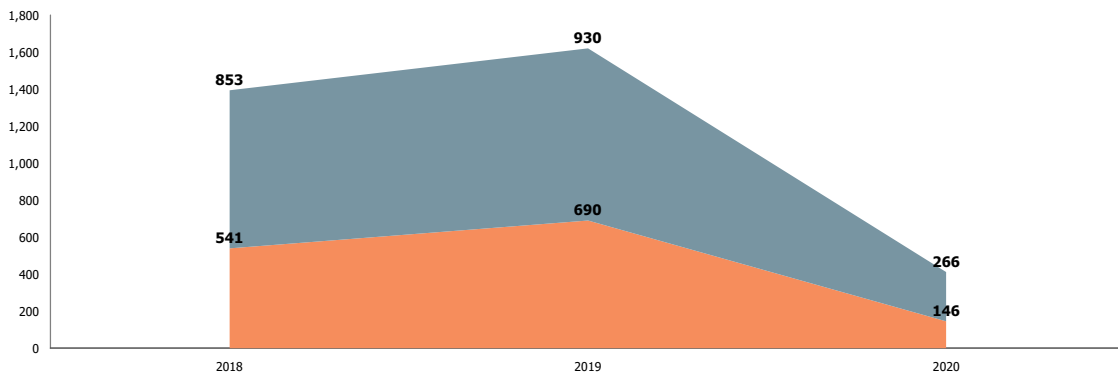


	2018			2019			2020		
	Cat	Dog	Total	Cat	Dog	Total	Cat	Dog	Total
Adoption	180	423	603	272	435	707	46	143	189
Deceased	11	3	14	17	7	24	3	1	4
Disposal	0	0	0	1	1	2	8	2	10
Humane Euthanasia	30	7	37	14	13	27	15	2	17
Missing	0	1	1	1	0	1	0	0	0
RTO	30	212	242	28	259	287	12	62	74
Rto-Adopt	4	13	17	2	15	17	4	3	7
Shelter Neuter Return	69	0	69	87	0	87	2	0	2
Transfer	217	194	411	268	200	468	56	53	109
Total	541	853	1,394	690	930	1,620	146	266	412

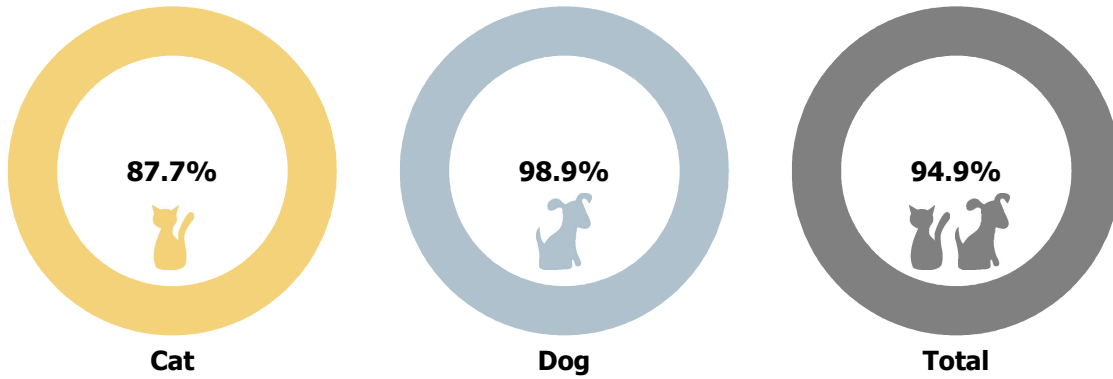
Yearly May Outcomes by Outcome Type



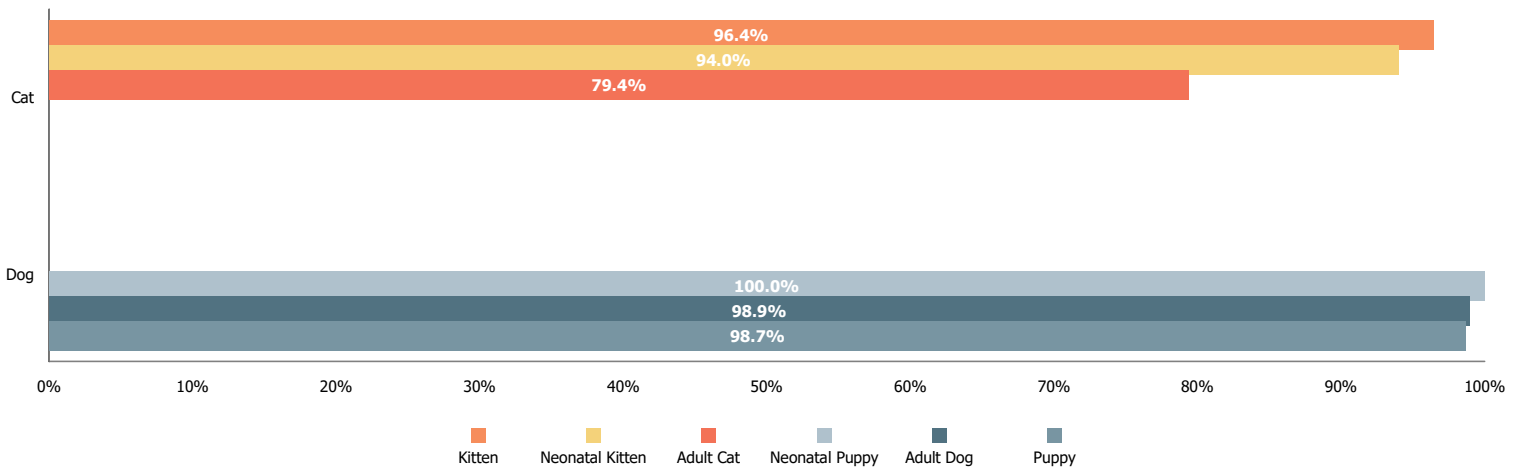
Yearly May Outcomes by Animal Type



Total Live Release Rates



Live Release Rates by Age Breakdown



Yearly May Live Release Rates Compared

