



FISCAL YEAR 2020-21 ANNUAL ACTION PLAN

NEIGHBORHOOD HOUSING AND
COMMUNITY DEVELOPMENT



Federal Reporting Overview

FEDERAL FUNDING SOURCES

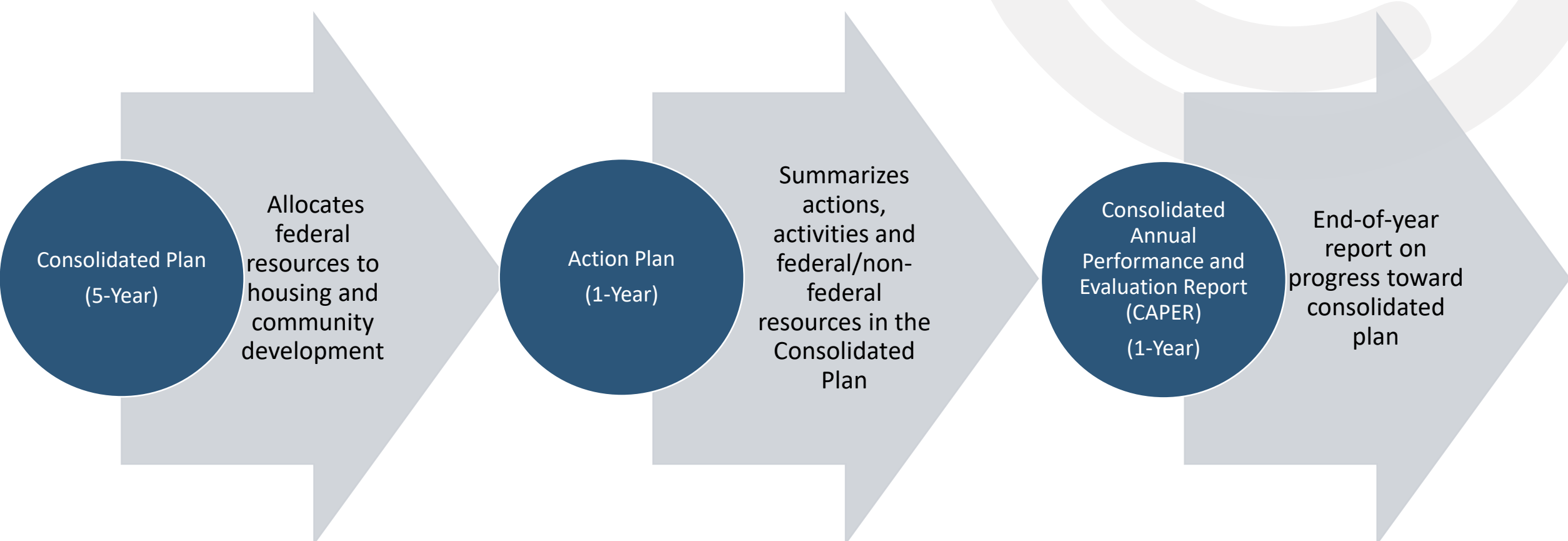
Community
Development
Block Grant
(CDBG)

HOME
Investment
Partnerships
(HOME)

Housing
Opportunities
for Persons
with AIDS
(HOPWA)

Emergency
Solutions
Grant
(ESG)

U.S. DEPARTMENT OF HOUSING AND URBAN DEVELOPMENT GRANT REPORTING PROCESS



Fiscal Year 2018-19 Accomplishments

FY 2018-19 INVESTMENT CATEGORIES AND PROGRAMS

Homeless & Special Needs Assistance

- Emergency Solutions Grant (ESG) programs
- Housing Opportunities for Persons with AIDS (HOPWA) programs
- Child Care Services
- Senior Services
- Youth Services

Renter Assistance

- Tenant-Based Rental Assistance
- Architectural Barrier Removal – Rental
- Tenants' Rights Assistance

Homebuyer Assistance

- HousingSmarts Counseling and Financial Literacy Education
- Down Payment Assistance

Homeowner Assistance

- Architectural Barrier Removal – Owner
- Emergency Home Repair
- Homeowner Rehabilitation Loan Program
- GO Repair! Program
- Holly Good Neighbor
- LeadSmart

Housing Development Assistance

- Rental Housing Development Assistance
- Acquisition and Development
- Community Housing Developer Organization (CHDO) Operating Expenses Grants
- Developer Incentive-Based Programs

Neighborhood & Commercial Revitalization

- East 11th and 12th Streets Revitalization
- Colony Park Sustainable Community Initiative

Small Business Assistance

- Community Development Bank
- Microenterprise Technical Assistance

Financial Empowerment

- Individual Development Accounts
- HousingSmarts Counseling and Financial Literacy Education



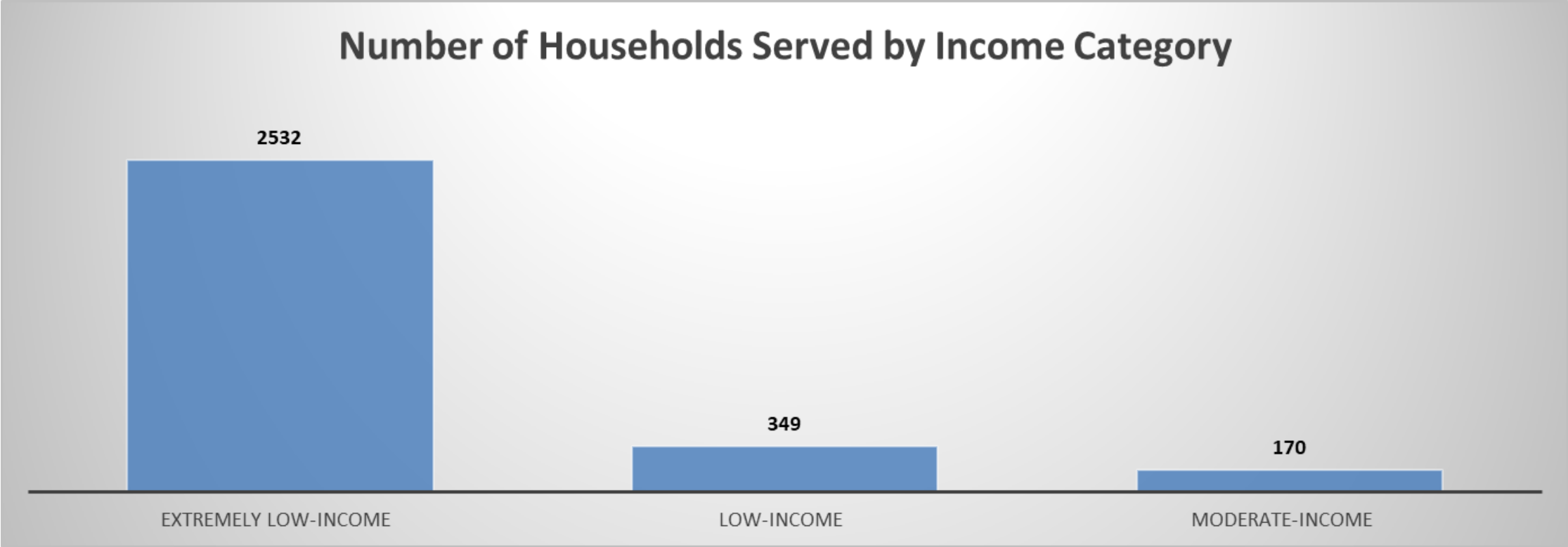
FY 2018-19 HOUSEHOLDS SERVED

Investment Category	Federal
Homeless and Special Needs	2,261
Renter Assistance	498
Homebuyer Assistance	15
Homeowner Assistance	267
Housing Development Assistance	15
Small Business Assistance	6
Total	3,062

Activities included are HUD-funded activities on Slide 6.



FY 2018-19 DEMOGRAPHICS BY INCOME CATEGORY



Activities included are HUD-funded activities on Slide 6.


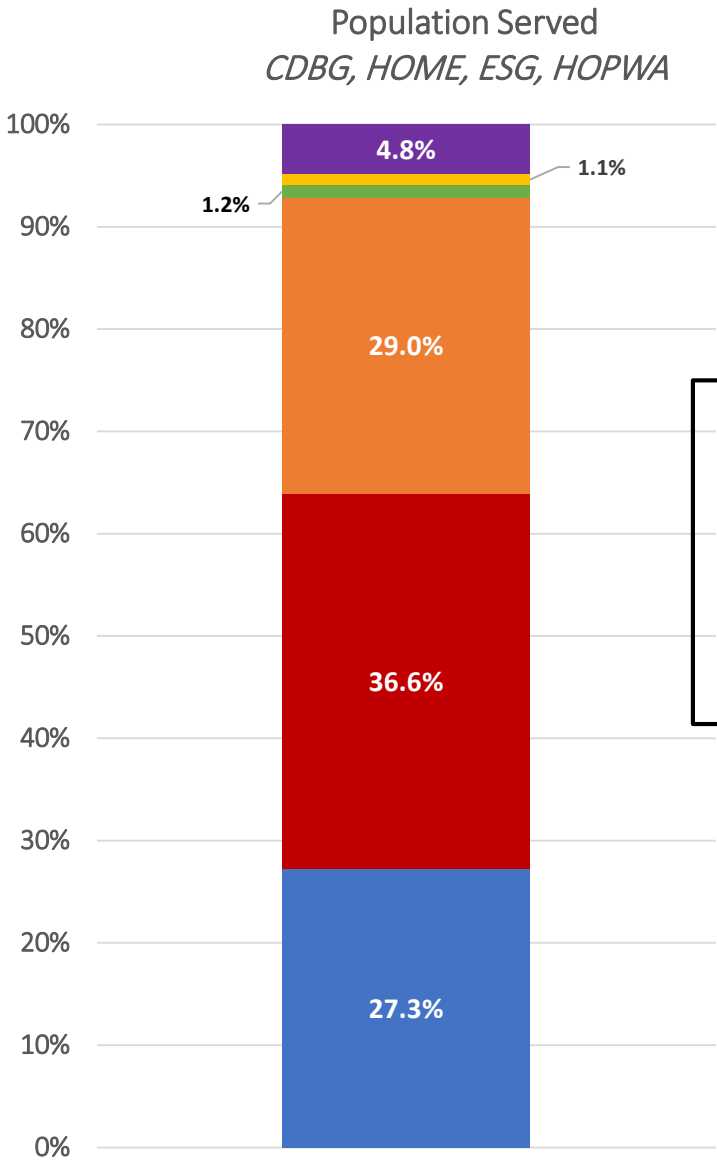
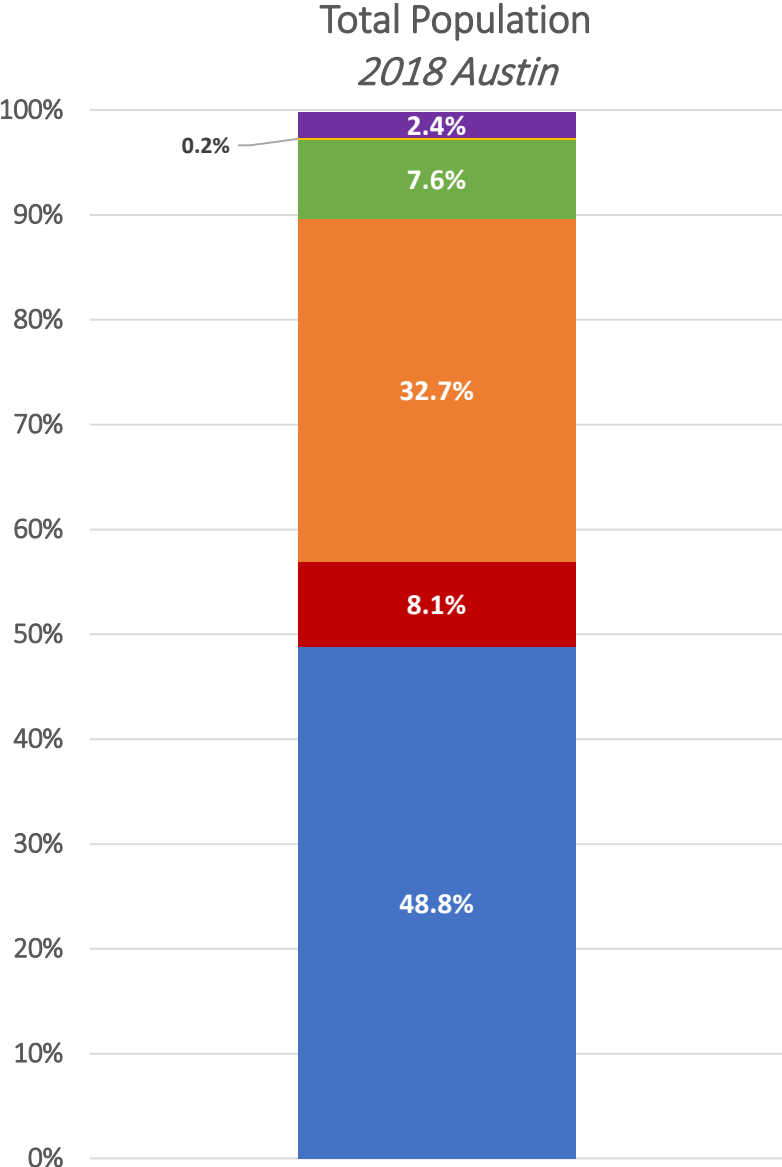
FY 2018-19 DEMOGRAPHICS BY RACE AND ETHNICITY

Race	CDBG	HOME	ESG	HOPWA	TOTAL
White	731	47	772	171	1,721
Black or African American	397	38	581	107	1,123
Asian	16	4	7	1	28
American Indian or American Native	13	0	19	1	33
Native Hawaiian or Other Pacific Islander	0	0	9	1	10
Other (multi, declined to state, information missing)	20	0	126	1	147
Total	1,177	89	1,514	282	3,062
Ethnicity					
Hispanic	462	30	330	65	887
Not Hispanic	715	59	1,175	217	2,166
Other (declined to state, information missing)			9	0	9
Total	1,177	89	1,514	282	3,062



Activities included are HUD-funded activities on Slide 6.

DEMOGRAPHICS BY RACE AND ETHNICITY



Activities included are HUD-funded activities on Slide 6.



Looking Ahead: Fiscal Year 2020-21

FY 2020-21 INVESTMENT CATEGORIES AND PROPOSED FUNDING

Homeless Assistance - \$1.8M

- Persons experiencing homelessness
- Persons living with HIV/AIDS
- Victims of domestic violence
- Persons experiencing mental illness
- Unaccompanied youth
- Persons with chronic substance abuse
- Veterans

Special Needs Assistance - \$2.7M

- Mental health services for at-risk youth
- Childcare services
- Services for Seniors

Community Development Assistance - \$3.3M

- Capacity building for nonprofit organizations focused on affordable housing
- Workforce development
- Support for small business development

Housing Development Assistance - \$750K

Assistance to nonprofit and for-profit developers to build affordable housing for low- and moderate-income households, and to acquire real property for affordable housing purposes.

Homeowner Assistance – \$3.2M

Services to homeowners that need assistance with making the home safe, functional and/or accessible.

Renter Assistance - \$.5M

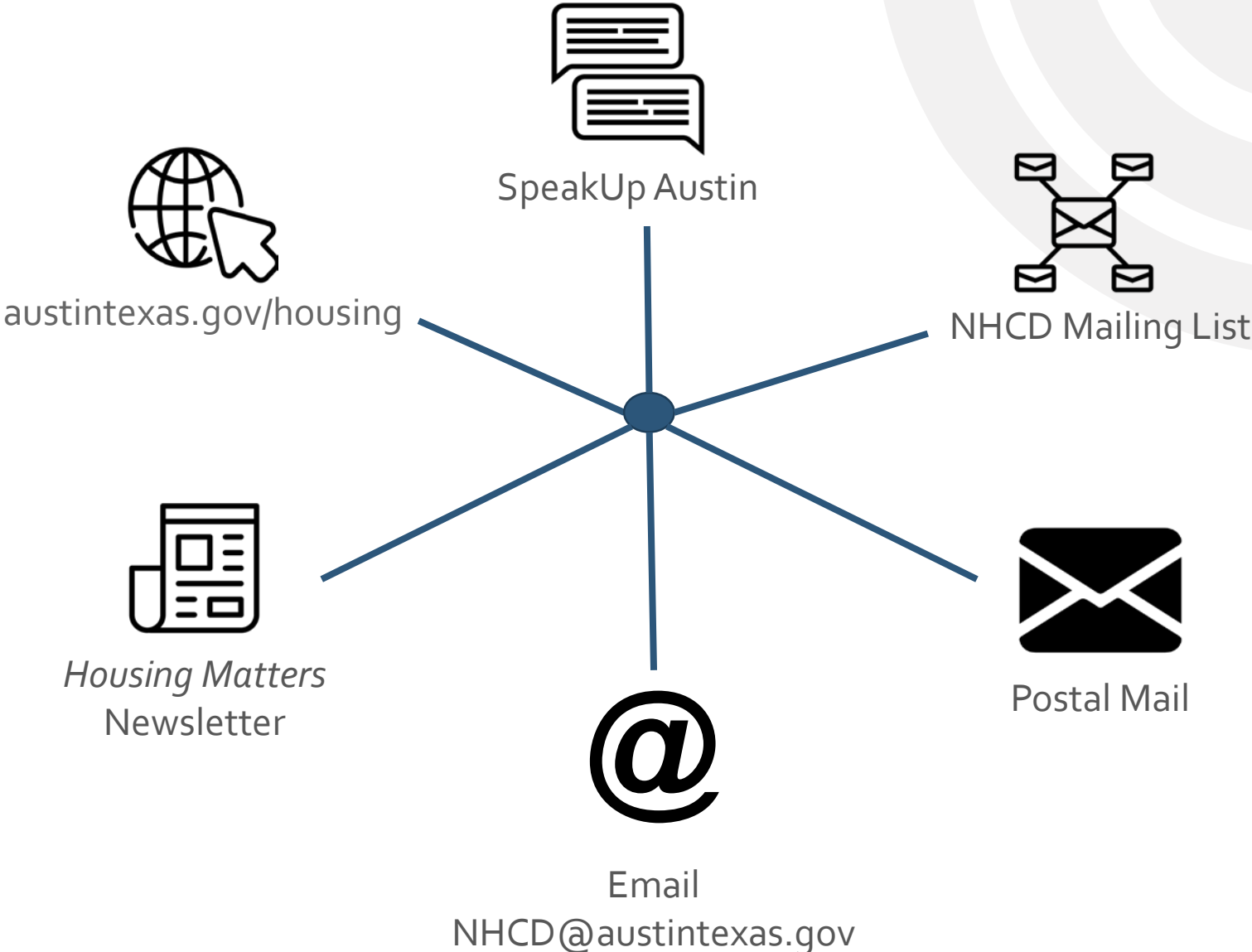
- Provide assistance for more affordable rent
- Provide Tenants' Rights Services
- Financial Assistance to make rental units more accessible

Homebuyer Assistance - \$1.5M

- Counseling to renters wishing to become homebuyers
- Down Payment Assistance Program



OPPORTUNITIES TO ENGAGE & STAY INFORMED



FY 2020-21 ACTION PLAN TIMELINE

FY 2020-21 ACTION PLAN TIMELINE	
Thursday, April 16	Start of Community Needs Assessment for CARES Act Funding and FY 2020-21 Action Plan
Thursday, April 23	End of Community Needs Assessment for CARES Act Funding and FY 2020-21 Action Plan
Wednesday, July 15	Start of Public Comment Period for the FY 2020-21 Action Plan
	Community Development Commission - Conduct a Public Hearing to Receive Public Comment and Provide Final Recommendations for the FY 2020-21 Action Plan
Thursday, July 30	End of Public Comment Period
	City Council - Conduct a Public Hearing to Receive Public Comment and Provide Final Recommendations for the FY 2020-21 Action Plan
Saturday, August 15	Submit FY 2020-21 Action Plan to U.S. Department of Housing and Urban Development



QUESTIONS

Neighborhood Housing and Community
Development

NHCD@austintexas.gov



FY 2020-21 Summary Funding & Production Table

CITY OF AUSTIN
ACTION PLAN 2020-2021 - ALL FUNDING SOURCES
July 2, 2020 DRAFT

Program / Activity	Funding Source	FY 2020-21 Plan	
		New Funding	Services
SPECIAL NEEDS ASSISTANCE			
<u>Child Care Services</u>	CDBG	479,608	179
<u>Senior Services</u>	CDBG	123,995	175
<u>Mental Health Services</u>	CDBG	188,490	159
<i>Subtotal, Public Services</i>		792,093	513
<u>Housing Opportunities for Persons with AIDS</u> AIDS Services of Austin	HOPWA	1,303,120	238
Project Transitions	HOPWA-PI	80,000	-
HOPWA - Adm	HOPWA	510,293	35
	HOPWA	56,084	-
<i>Subtotal, Housing Opportunities for Persons with AIDS</i>		1,949,497	273
Subtotal, Special Needs Assistance		2,741,590	786
HOMELESS ASSISTANCE			
<u>Tenant-Based Rental Assistance - Homeless Assistance</u>	HOME	609,849	66
<u>Tenant-Based Rental Assistance</u>	HOME	531,000	66
Low Barrier Permanent Supportive Housing Program	DDDB	300,000	24
<u>HEARTH Emergency Solutions Grant</u> Shelter Operation and Maintenance	HESG	313,922	1,000
HMIS	HESG	30,000	
Rapid Rehousing Programs	HESG	287,771	118
ESG - Adm	HESG	51,218	-
<i>Subtotal, HEARTH Emergency Solutions Grant</i>		682,911	1,118
Subtotal, Homeless Assistance		2,123,760	1,274
RENTER ASSISTANCE			
<u>Architectural Barrier Program - Rental</u>	CDBG	185,000	7
		-	-
<u>Tenants' Rights Assistance</u>	CDBG	287,223	527

CITY OF AUSTIN
ACTION PLAN 2020-2021 - ALL FUNDING SOURCES
 July 2, 2020 DRAFT

Program / Activity	Funding Source	FY 2020-21 Plan	
		New Funding	Services
Subtotal, Renters Assistance		472,223	534
HOMEBUYER ASSISTANCE			
<u>Homebuyer Counseling Program</u>	GF	200,000	200
<u>Down Payment Assistance</u>	HOME HOME - PI	1,084,807 400,000	25 -
<i>Subtotal, Down Payment Assistance</i>		1,484,807	25
Subtotal, Homebuyer Assistance		1,684,807	225
HOMEOWNER ASSISTANCE			
<u>Architectural Barrier Removal - Owner</u>	CDBG	1,510,000	80
<u>Minor Home Repair</u>	CDBG	900,000	200
<u>Homeowner Rehabilitation Loan Program</u>	HOME - PI CDBG CDBG - RL	200,000 600,000 40,000	- 9 -
<i>Subtotal, Homeowner Rehab</i>		840,000	9
<u>GO Repair! Program</u>	GO Bonds	6,000,000	250
Subtotal, Homeowner Assistance		9,250,000	539
HOUSING DEVELOPMENT ASSISTANCE			
<u>Rental Housing Development Assistance</u>	CDBG HOME HOME - PI HOME (CHDO) GO Bonds HTF HPD UNO	- - 218,182 238,365 20,000,000 - 2,033,788 50,000	19 14 1 5 320 39 13 -
<i>Subtotal, Rental Housing Dev Assist</i>		22,540,335	411
<u>Ownership Housing Development Assistance</u>	CDBG CDBG - RL HOME HTF GO Bonds HOME (CHDO)	- 55,000 - - 6,000,000 238,366	6 - 8 - - 2

CITY OF AUSTIN
ACTION PLAN 2020-2021 - ALL FUNDING SOURCES
July 2, 2020 DRAFT

Program / Activity	Funding Source	FY 2020-21 Plan	
		New Funding	Services
<i>Subtotal, Ownership Housing Dev Assistance</i>		6,293,366	16
<u>AHFC Acquisition and Development</u>	HTF	-	-
	GO Bonds	30,000,000	5
<i>Subtotal, Real Property Acquisitions</i>		30,000,000	5
Subtotal, Housing Developer Assistance		58,833,701	432
OTHER COMMUNITY DEVELOPMENT ASSISTANCE			
<u>CHDO Operating Expenses Grants</u>	HOME (CO)	158,000	2
<u>Non-profit Capacity Building for Workforce Development</u>	CDBG	2,009,438	2
<u>Neighborhood Commercial Management</u>	CDBG - PI	50,000	-
<u>Neighborhood Commercial Management</u>	CDBG - RL	40,000	-
<u>Family Business Loan Program</u>	Section 108	1,000,000	33
	Section 108 - PI	86,549	-
Subtotal, Other Community Development Assistance		3,343,987	37
DEBT SERVICE			
<u>Neighborhood Commercial Mgmt., Debt Service</u>	Section 108 - PI	300,000	-
Subtotal, Debt Service		300,000	-
ADMINISTRATION			
	CDBG	1,570,938	-
	CDBG - PI	10,000	-
	HOME	317,820	-
	HOME - PI	81,818	-
	GF	8,180,345	-
Subtotal, Administration		10,160,921	-
TOTAL Programs, Debt Service, and Admin Cost		88,910,989	3,827

CITY OF AUSTIN
ACTION PLAN 2020-2021 - ALL FUNDING SOURCES
 July 2, 2020 DRAFT

Program / Activity	Funding Source	FY 2020-21 Plan	
		New Funding	Services

FUND SUMMARIES:

	HOPWA	1,869,497	273
	HOPWA-PI	80,000	-
	HESG	682,911	1,118
	CDBG	7,854,692	1,363
✓	CDBG - PI	60,000	-
✓	CDBG - RL	135,000	-
	HOME	2,543,476	179
✓	HOME (CHDO)	476,731	7
✓	HOME (CO)	158,000	2
✓	HOME - PI	900,000	1
✓	HTF	-	39
✓	Section 108 - PI	386,549	-
✓	Section 108	1,000,000	33
✓	GO Bonds	62,000,000	575
	CIP	-	
✓	GF	8,380,345	200
✓	HPD	2,033,788	13
✓	DDDB	300,000	24
✓	UNO	50,000	-
0	Totals	88,910,989	3,827

* These figures are subject to the availability of both federal and local funding.

** Housing Trust Fund is not included after FY 18-19 because continued funding is not assured.