







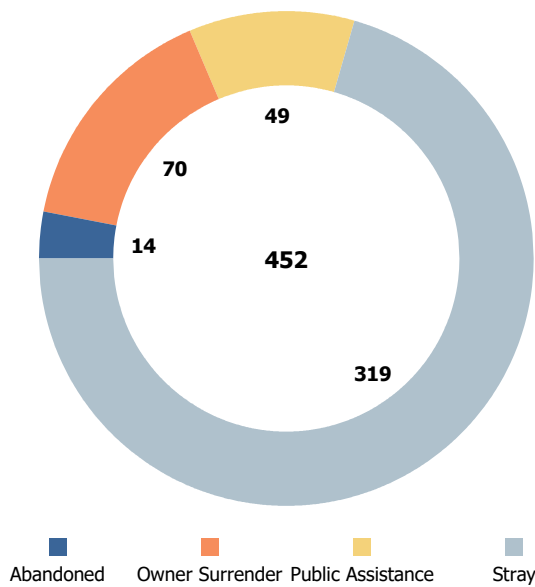
# Austin Animal Center Monthly Report May 2020



# Austin Animal Center May 2020 Intakes



|                          |  Neonatal |  Kitten |  Adult Cat |  Neonatal |  Puppy |  Adult Dog | Total      |
|--------------------------|--|--|---|---|---|---|------------|
| <b>Abandoned</b>         | 0  | 2  | 0   | 0   | 6   | 6   | <b>14</b>  |
| <b>Owner Surrender</b>   | 7  | 3  | 8   | 0   | 9   | 43  | <b>70</b>  |
| <b>Public Assistance</b> | 6  | 3  | 6   | 0   | 4   | 30  | <b>49</b>  |
| <b>Stray</b>             | 91   | 39   | 49  | 2   | 32  | 106   | <b>319</b> |
| <b>Total</b>             | <b>104</b>   | <b>47</b>  | <b>63</b>   | <b>2</b>  | <b>51</b>   | <b>185</b>  | <b>452</b> |

## Intakes by Intake Type





## Age Breakdown



### Neonatal

  under 6 weeks old

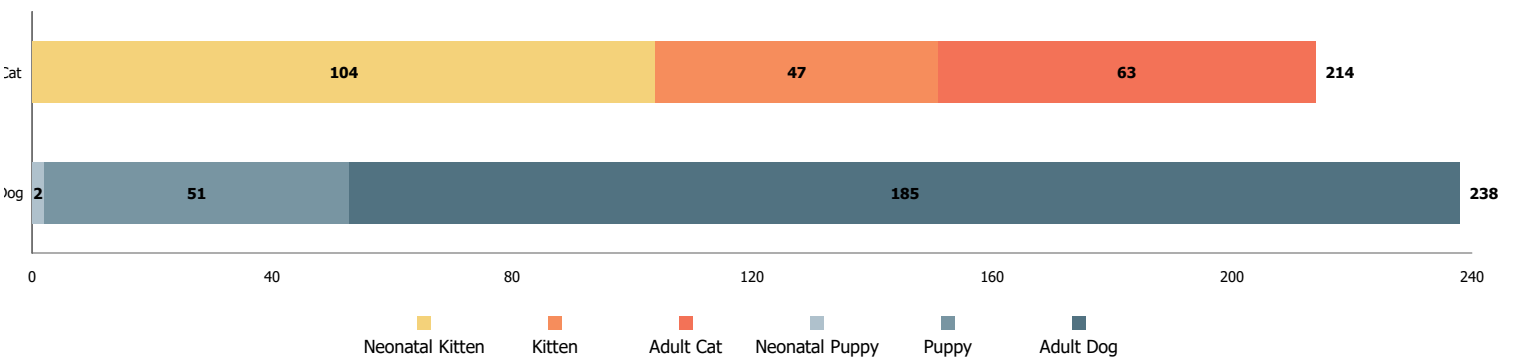
### Kitten/Puppy

  6 weeks to under 1 year old

### Adult

  at least 1 year old

## Intakes by Age Breakdown

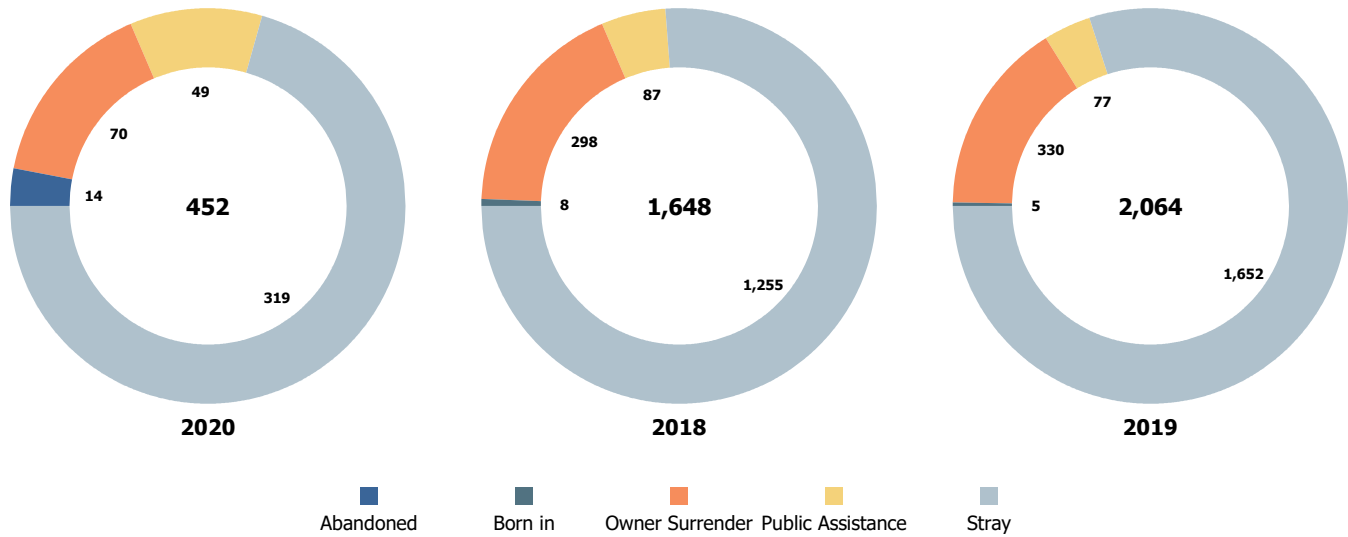


# Austin Animal Center May 2018 to 2020 Intakes

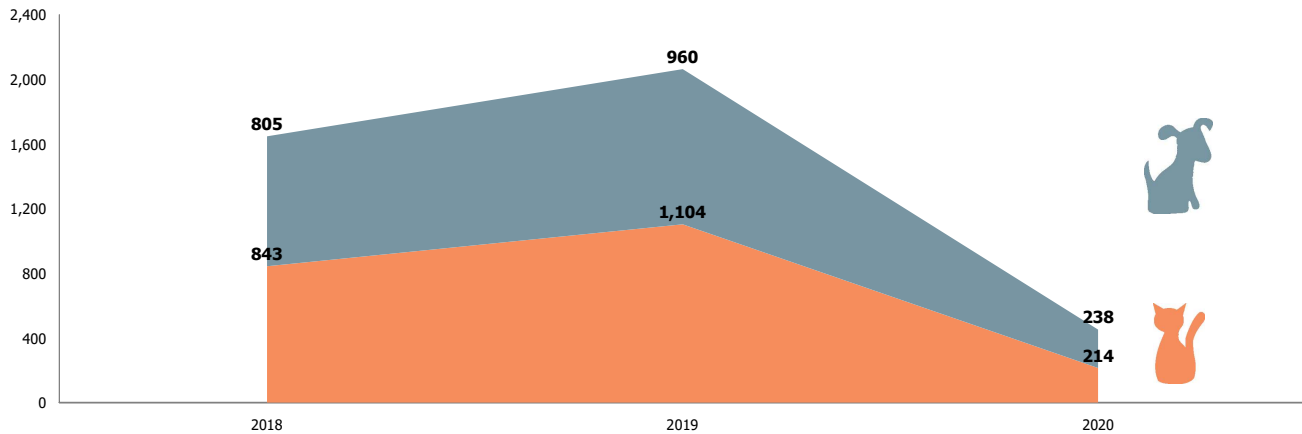


|                   | 2018       |            |              | 2019         |            |              | 2020       |            |            |
|-------------------|------------|------------|--------------|--------------|------------|--------------|------------|------------|------------|
|                   | Cat        | Dog        | Total        | Cat          | Dog        | Total        | Cat        | Dog        | Total      |
| Abandoned         | 0          | 0          | 0            | 0            | 0          | 0            | 2          | 12         | 14         |
| Born in           | 0          | 8          | 8            | 5            | 0          | 5            | 0          | 0          | 0          |
| Owner Surrender   | 100        | 198        | 298          | 121          | 209        | 330          | 18         | 52         | 70         |
| Public Assistance | 18         | 69         | 87           | 12           | 65         | 77           | 15         | 34         | 49         |
| Stray             | 725        | 530        | 1,255        | 966          | 686        | 1,652        | 179        | 140        | 319        |
| <b>Total</b>      | <b>843</b> | <b>805</b> | <b>1,648</b> | <b>1,104</b> | <b>960</b> | <b>2,064</b> | <b>214</b> | <b>238</b> | <b>452</b> |

## Yearly May Intakes by Intake Type



## Yearly May Intakes by Animal Type

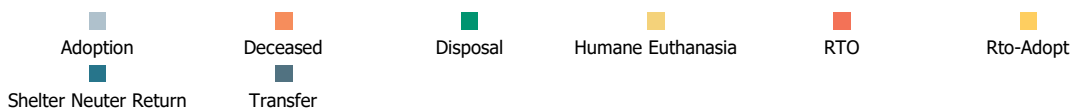
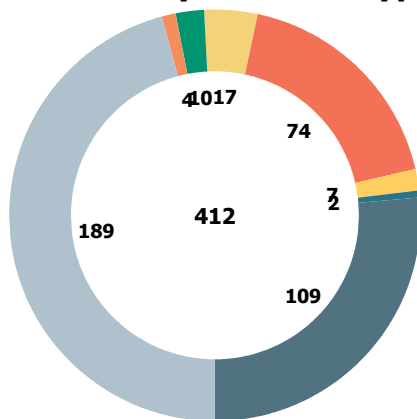


# Austin Animal Center May 2020 Outcomes



|                              | Neonatal  | Kitten    | Adult Cat | Neonatal Dog | Puppy     | Adult Dog  | Total      |
|------------------------------|-----------|-----------|-----------|--------------|-----------|------------|------------|
| <b>Adoption</b>              | 0         | 24        | 22        | 0            | 46        | 97         | <b>189</b> |
| <b>Deceased</b>              | 1         | 0         | 2         | 0            | 1         | 0          | <b>4</b>   |
| <b>Disposal</b>              | 3         | 1         | 4         | 0            | 1         | 1          | <b>10</b>  |
| <b>Humane Euthanasia</b>     | 2         | 1         | 12        | 0            | 0         | 2          | <b>17</b>  |
| <b>RTO</b>                   | 0         | 1         | 11        | 0            | 11        | 51         | <b>74</b>  |
| <b>Rto-Adopt</b>             | 0         | 0         | 4         | 0            | 0         | 3          | <b>7</b>   |
| <b>Shelter Neuter Return</b> | 0         | 0         | 2         | 0            | 0         | 0          | <b>2</b>   |
| <b>Transfer</b>              | 44        | 1         | 11        | 1            | 18        | 34         | <b>109</b> |
| <b>Total</b>                 | <b>50</b> | <b>28</b> | <b>68</b> | <b>1</b>     | <b>77</b> | <b>188</b> | <b>412</b> |

## Outcomes by Outcome Type



## Age Breakdown

### Neonatal

under 6 weeks old

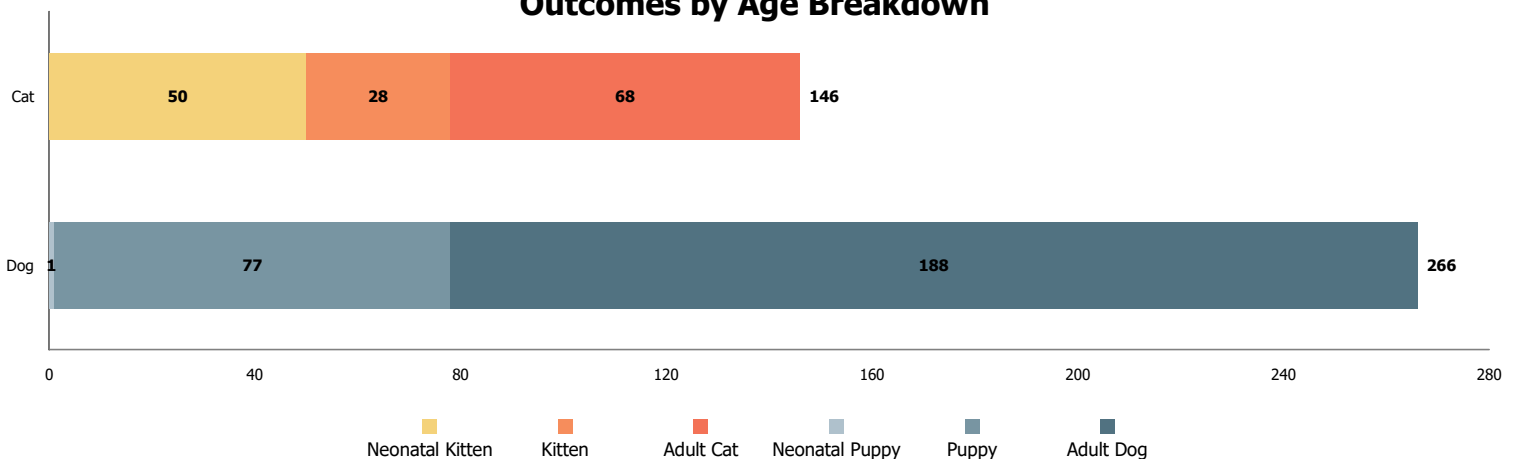
### Kitten/Puppy

6 weeks to under 1 year old

### Adult

at least 1 year old

## Outcomes by Age Breakdown

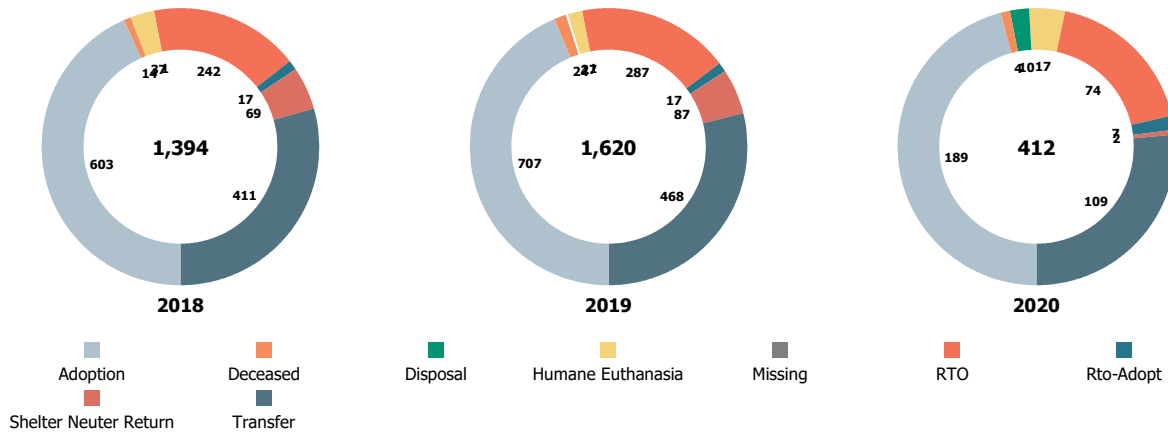


# Austin Animal Center May 2018 to 2020 Outcomes

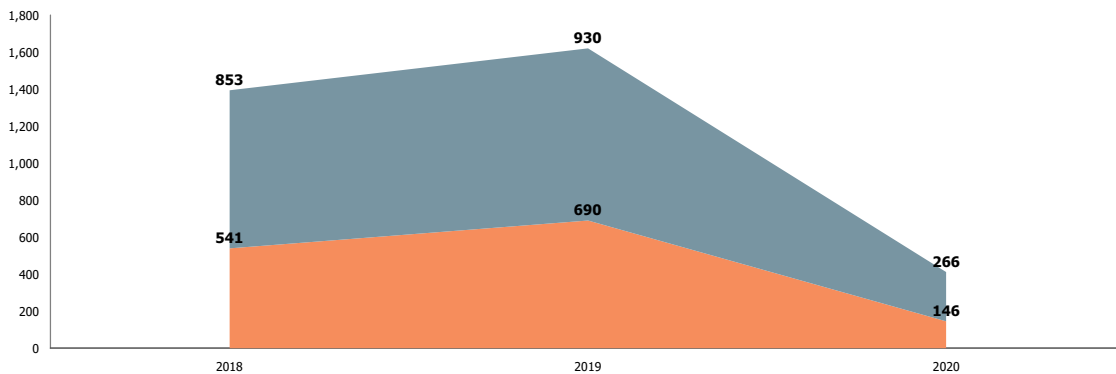


|                              | 2018       |            |              | 2019       |            |              | 2020       |            |            |
|------------------------------|------------|------------|--------------|------------|------------|--------------|------------|------------|------------|
|                              | Cat        | Dog        | Total        | Cat        | Dog        | Total        | Cat        | Dog        | Total      |
| <b>Adoption</b>              | 180        | 423        | <b>603</b>   | 272        | 435        | <b>707</b>   | 46         | 143        | <b>189</b> |
| <b>Deceased</b>              | 11         | 3          | <b>14</b>    | 17         | 7          | <b>24</b>    | 3          | 1          | <b>4</b>   |
| <b>Disposal</b>              | 0          | 0          | <b>0</b>     | 1          | 1          | <b>2</b>     | 8          | 2          | <b>10</b>  |
| <b>Humane Euthanasia</b>     | 30         | 7          | <b>37</b>    | 14         | 13         | <b>27</b>    | 15         | 2          | <b>17</b>  |
| <b>Missing</b>               | 0          | 1          | <b>1</b>     | 1          | 0          | <b>1</b>     | 0          | 0          | <b>0</b>   |
| <b>RTO</b>                   | 30         | 212        | <b>242</b>   | 28         | 259        | <b>287</b>   | 12         | 62         | <b>74</b>  |
| <b>Rto-Adopt</b>             | 4          | 13         | <b>17</b>    | 2          | 15         | <b>17</b>    | 4          | 3          | <b>7</b>   |
| <b>Shelter Neuter Return</b> | 69         | 0          | <b>69</b>    | 87         | 0          | <b>87</b>    | 2          | 0          | <b>2</b>   |
| <b>Transfer</b>              | 217        | 194        | <b>411</b>   | 268        | 200        | <b>468</b>   | 56         | 53         | <b>109</b> |
| <b>Total</b>                 | <b>541</b> | <b>853</b> | <b>1,394</b> | <b>690</b> | <b>930</b> | <b>1,620</b> | <b>146</b> | <b>266</b> | <b>412</b> |

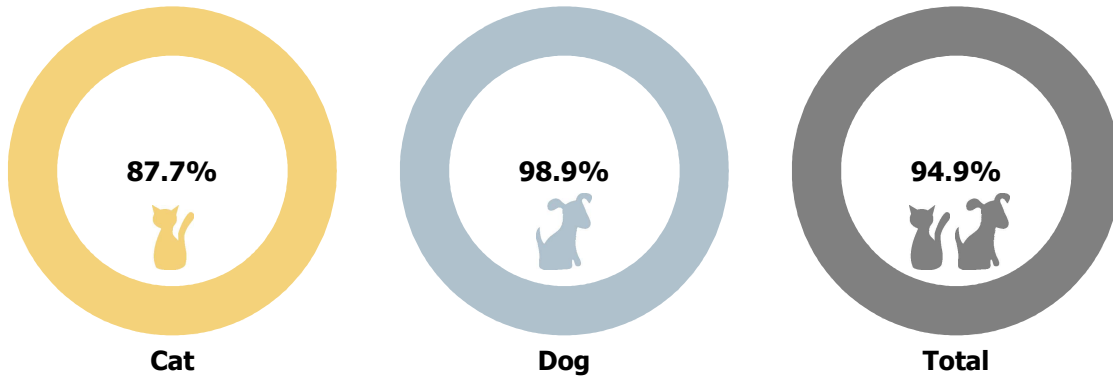
## Yearly May Outcomes by Outcome Type



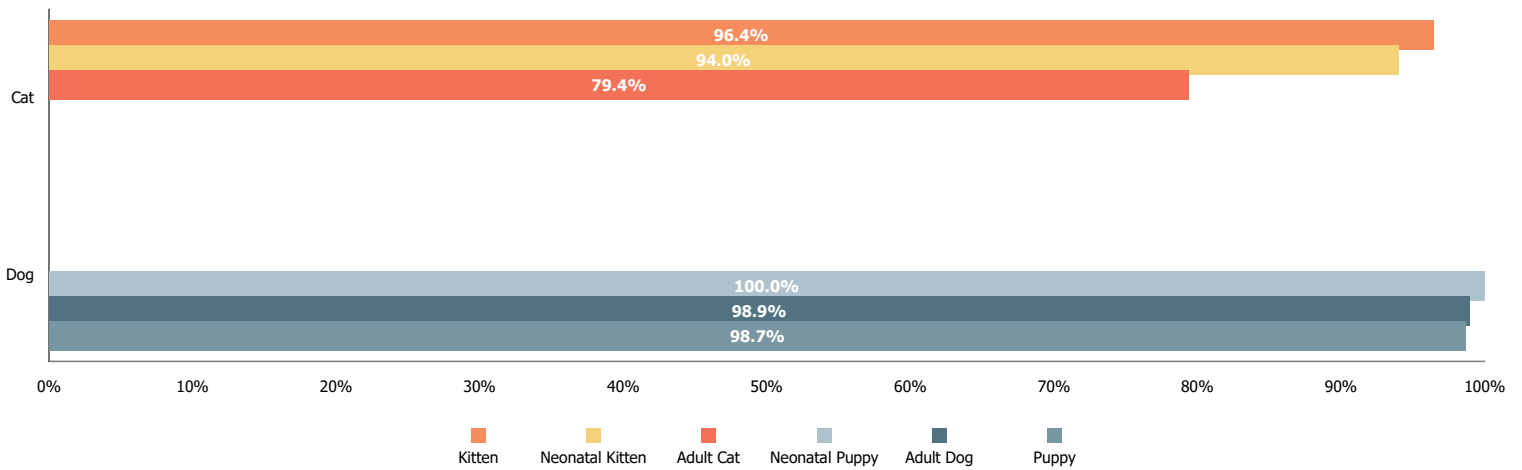
## Yearly May Outcomes by Animal Type



## Total Live Release Rates



## Live Release Rates by Age Breakdown



## Yearly May Live Release Rates Compared

