

# Austin Animal Center Monthly Report March 2020

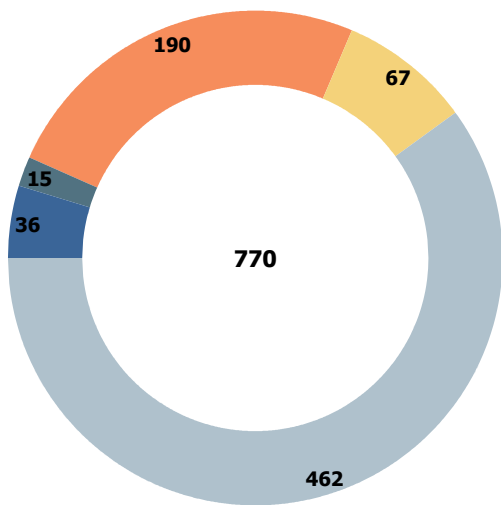


# Austin Animal Center March 2020 Intakes



	Neonatal Cat	Kitten	Adult Cat	Neonatal Dog	Puppy	Adult Dog	Total
<b>Abandoned</b>	0	2	14	2	9	9	<b>36</b>
<b>Born in</b>	5	0	0	10	0	0	<b>15</b>
<b>Owner Surrender</b>	11	11	31	4	54	79	<b>190</b>
<b>Public Assistance</b>	0	2	9	7	5	44	<b>67</b>
<b>Stray</b>	36	24	66	18	115	203	<b>462</b>
<b>Total</b>	<b>52</b>	<b>39</b>	<b>120</b>	<b>41</b>	<b>183</b>	<b>335</b>	<b>770</b>

## Intakes by Intake Type



Abandoned Born in Owner Surrender Public Assistance Stray

## Age Breakdown

### Neonatal

under 6 weeks old

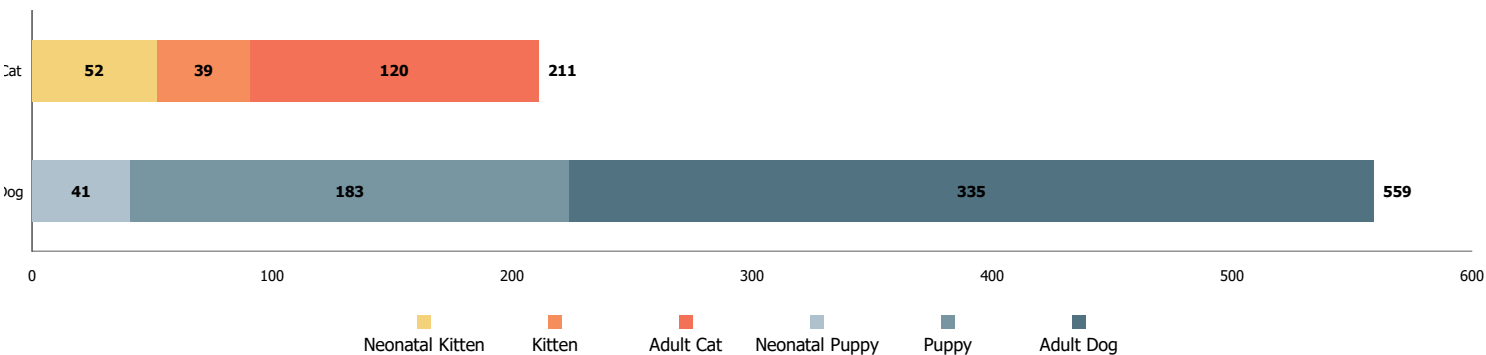
### Kitten/Puppy

6 weeks to under 1 year old

### Adult

at least 1 year old

## Intakes by Age Breakdown

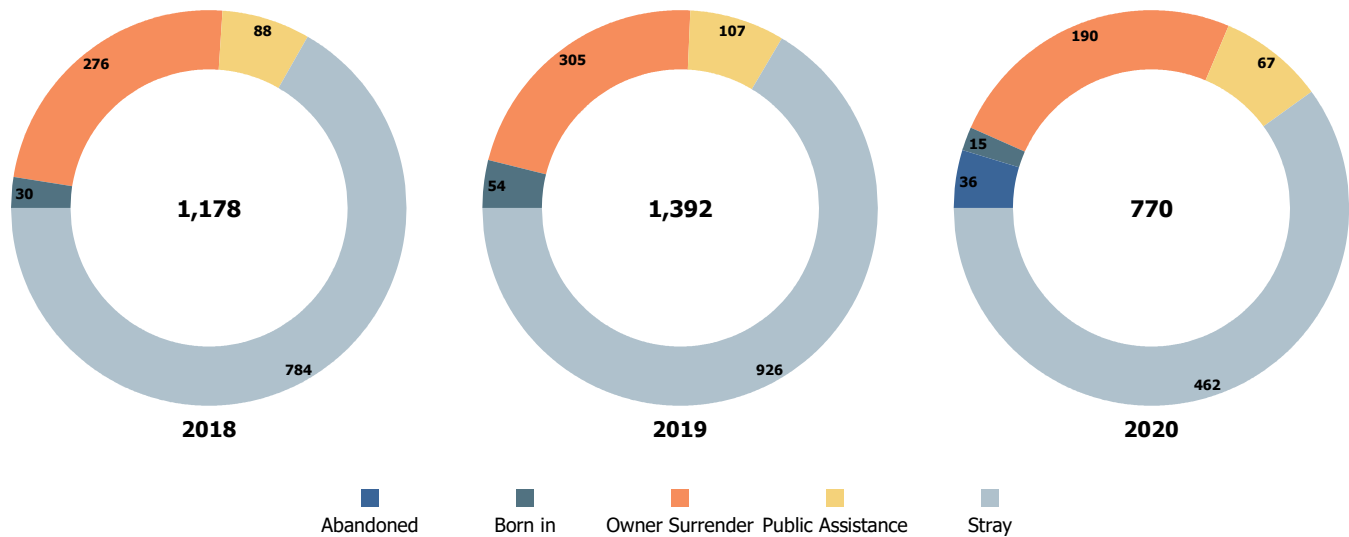


# Austin Animal Center March 2018 to 2020 Intakes

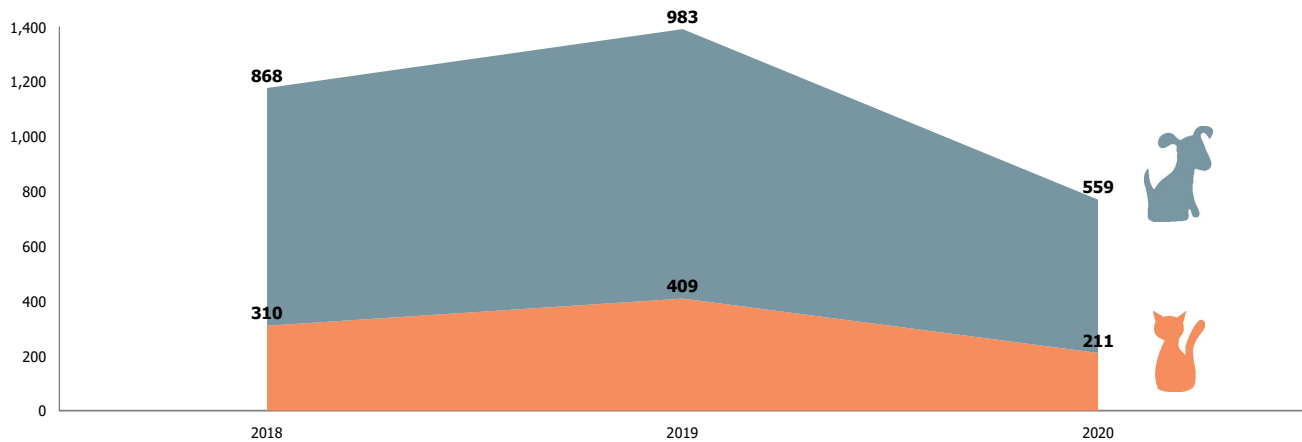


	2018			2019			2020		
	Cat	Dog	Total	Cat	Dog	Total	Cat	Dog	Total
<b>Abandoned</b>	0	0	<b>0</b>	0	0	<b>0</b>	16	20	<b>36</b>
<b>Born in</b>	5	25	<b>30</b>	46	8	<b>54</b>	5	10	<b>15</b>
<b>Owner Surrender</b>	94	182	<b>276</b>	80	225	<b>305</b>	53	137	<b>190</b>
<b>Public Assistance</b>	11	77	<b>88</b>	19	88	<b>107</b>	11	56	<b>67</b>
<b>Stray</b>	200	584	<b>784</b>	264	662	<b>926</b>	126	336	<b>462</b>
<b>Total</b>	<b>310</b>	<b>868</b>	<b>1,178</b>	<b>409</b>	<b>983</b>	<b>1,392</b>	<b>211</b>	<b>559</b>	<b>770</b>


## Yearly March Intakes by Intake Type



## Yearly March Intakes by Animal Type

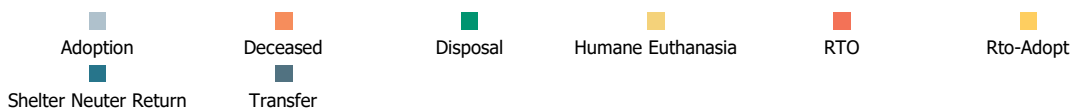
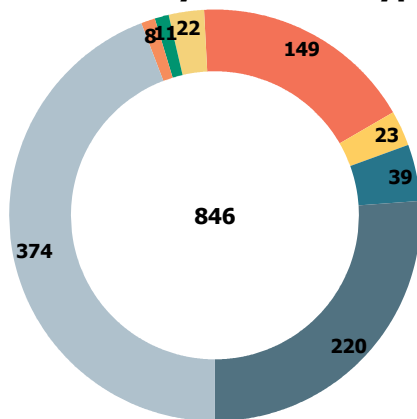


# Austin Animal Center March 2020 Outcomes



	Neonatal Cat	Kitten	Adult Cat	Neonatal Dog	Puppy	Adult Dog	Total
<b>Adoption</b>	0	46	39	0	149	140	<b>374</b>
<b>Deceased</b>	0	0	3	3	0	2	<b>8</b>
<b>Disposal</b>	1	0	7	2	0	1	<b>11</b>
<b>Humane Euthanasia</b>	3	0	9	2	1	7	<b>22</b>
<b>RTO</b>	0	2	14	15	13	105	<b>149</b>
<b>Rto-Adopt</b>	0	0	5	0	1	17	<b>23</b>
<b>Shelter Neuter Return</b>	0	7	32	0	0	0	<b>39</b>
<b>Transfer</b>	30	9	25	11	47	98	<b>220</b>
<b>Total</b>	<b>34</b>	<b>64</b>	<b>134</b>	<b>33</b>	<b>211</b>	<b>370</b>	<b>846</b>

### Outcomes by Outcome Type



### Age Breakdown

#### Neonatal

under 6 weeks old

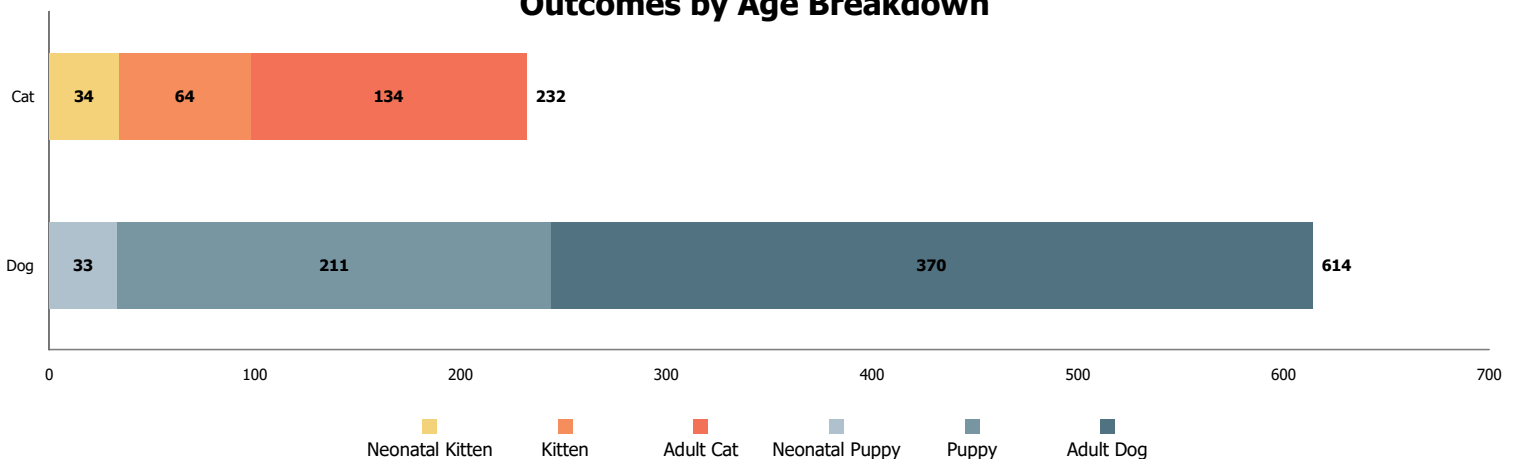
#### Kitten/Puppy

6 weeks to under 1 year old

#### Adult

at least 1 year old

### Outcomes by Age Breakdown

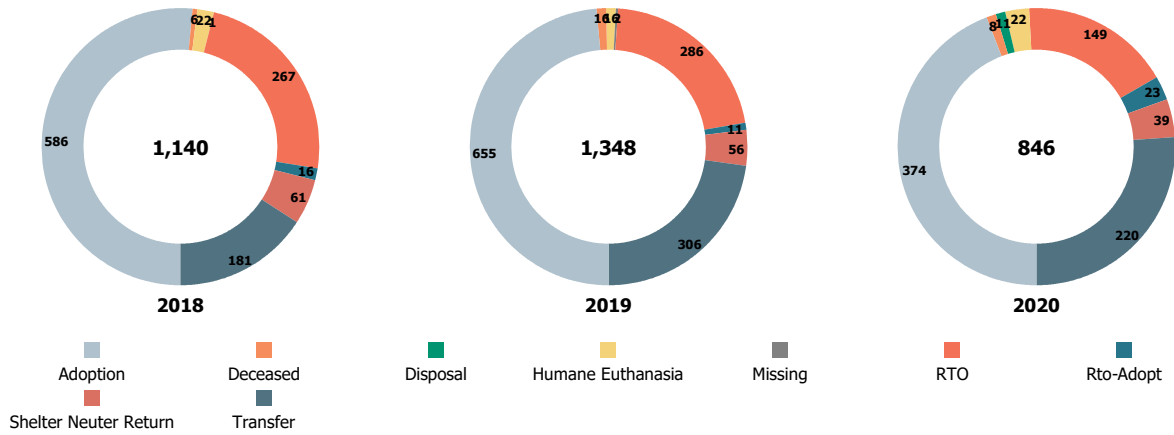


# Austin Animal Center March 2018 to 2020 Outcomes

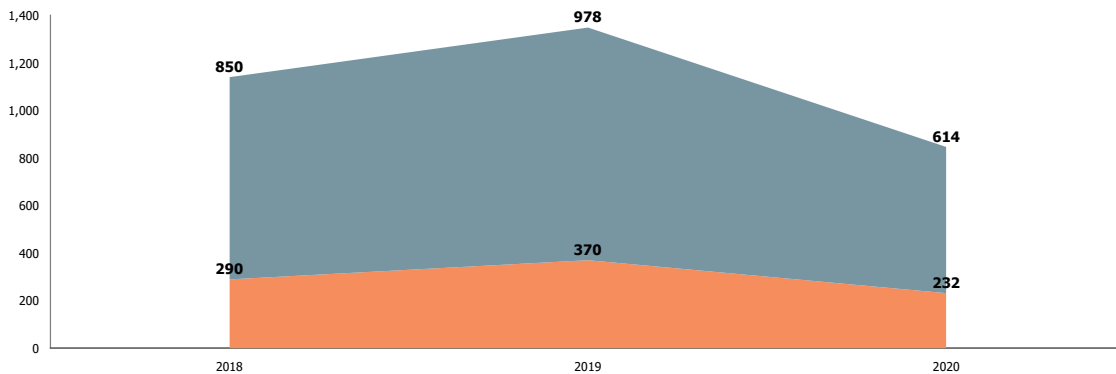


	2018			2019			2020		
	Cat	Dog	Total	Cat	Dog	Total	Cat	Dog	Total
<b>Adoption</b>	119	467	<b>586</b>	163	492	<b>655</b>	85	289	<b>374</b>
<b>Deceased</b>	3	3	<b>6</b>	5	11	<b>16</b>	3	5	<b>8</b>
<b>Disposal</b>	0	0	<b>0</b>	0	0	<b>0</b>	8	3	<b>11</b>
<b>Humane Euthanasia</b>	12	10	<b>22</b>	9	7	<b>16</b>	12	10	<b>22</b>
<b>Missing</b>	1	0	<b>1</b>	1	1	<b>2</b>	0	0	<b>0</b>
<b>RTO</b>	26	241	<b>267</b>	43	243	<b>286</b>	16	133	<b>149</b>
<b>Rto-Adopt</b>	2	14	<b>16</b>	1	10	<b>11</b>	5	18	<b>23</b>
<b>Shelter Neuter Return</b>	61	0	<b>61</b>	56	0	<b>56</b>	39	0	<b>39</b>
<b>Transfer</b>	66	115	<b>181</b>	92	214	<b>306</b>	64	156	<b>220</b>
<b>Total</b>	<b>290</b>	<b>850</b>	<b>1,140</b>	<b>370</b>	<b>978</b>	<b>1,348</b>	<b>232</b>	<b>614</b>	<b>846</b>

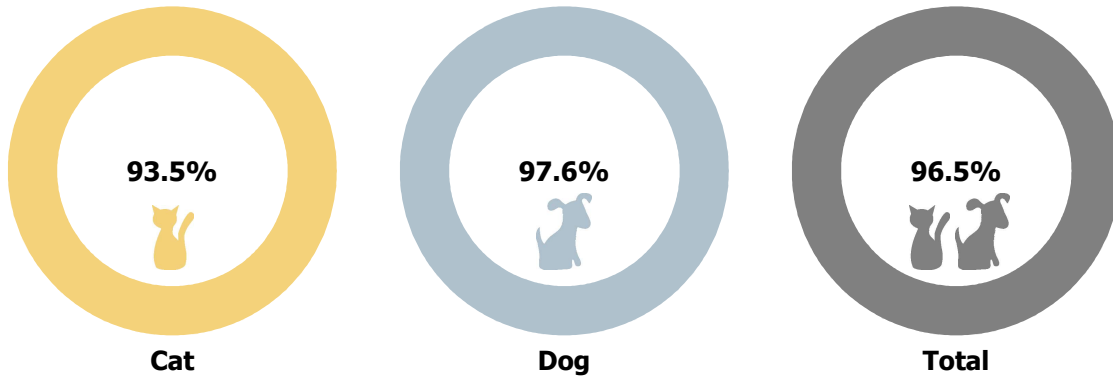
## Yearly March Outcomes by Outcome Type



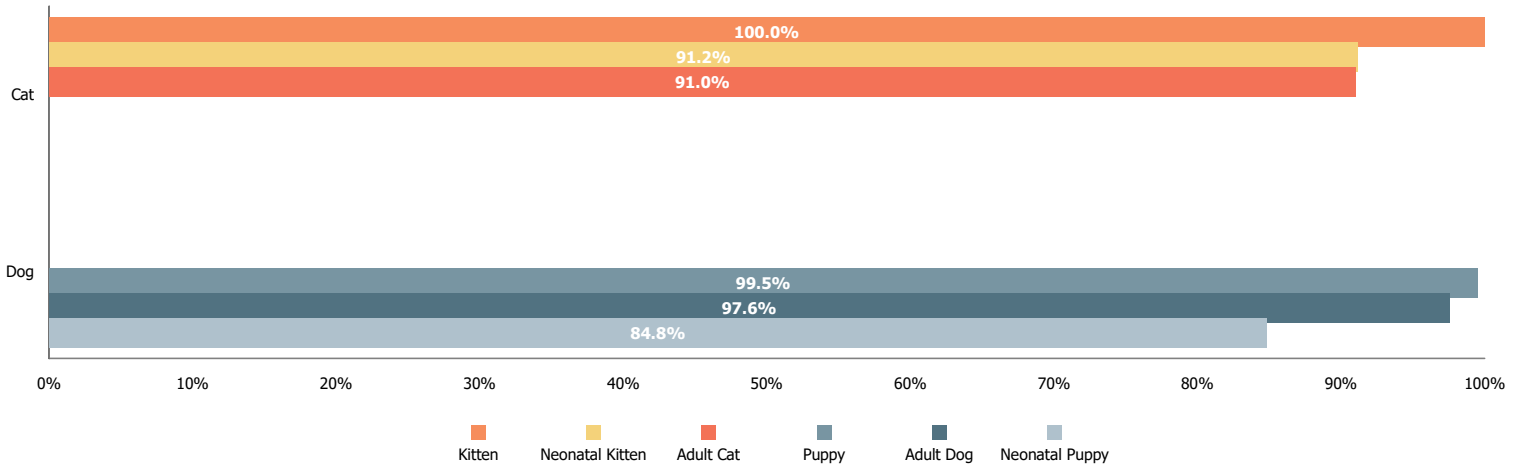
## Yearly March Outcomes by Animal Type



## Total Live Release Rates



## Live Release Rates by Age Breakdown



## Yearly March Live Release Rates Compared

