







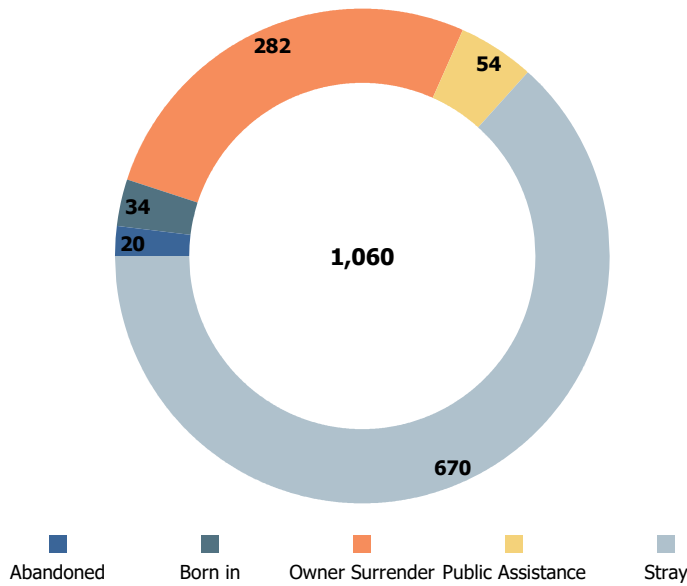
Austin Animal Center Monthly Report February 2020



Austin Animal Center February 2020 Intakes



	 Neonatal	 Kitten	 Adult Cat	 Neonatal	 Puppy	 Adult Dog	Total
Abandoned	0	0	7	0	4	9	20
Born in	10	0	0	24	0	0	34
Owner Surrender	5	49	42	5	44	137	282
Public Assistance	0	3	11	0	2	38	54
Stray	5	37	110	20	139	359	670
Total	20	89	170	49	189	543	1,060

Intakes by Intake Type





Age Breakdown



Neonatal

  under 6 weeks old

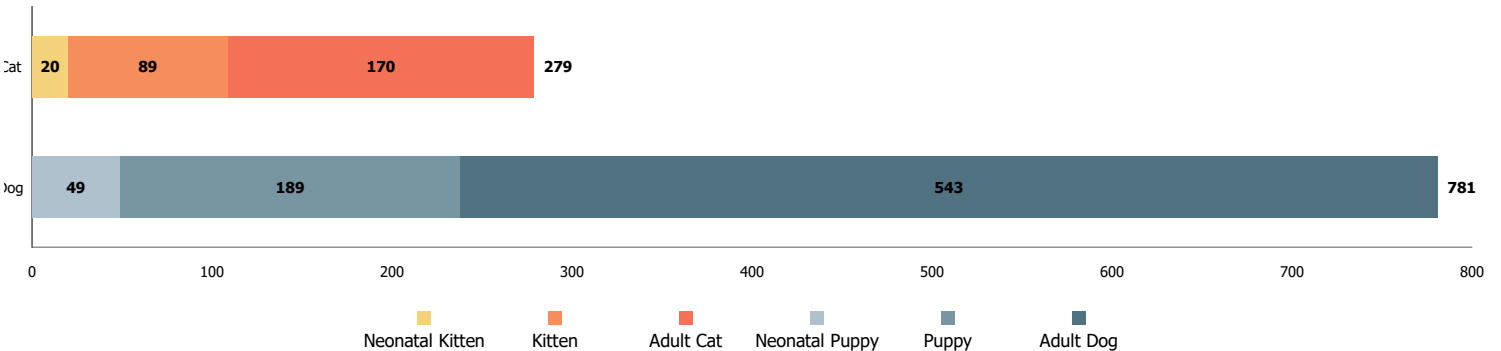
Kitten/Puppy

  6 weeks to under 1 year old

Adult

  at least 1 year old

Intakes by Age Breakdown

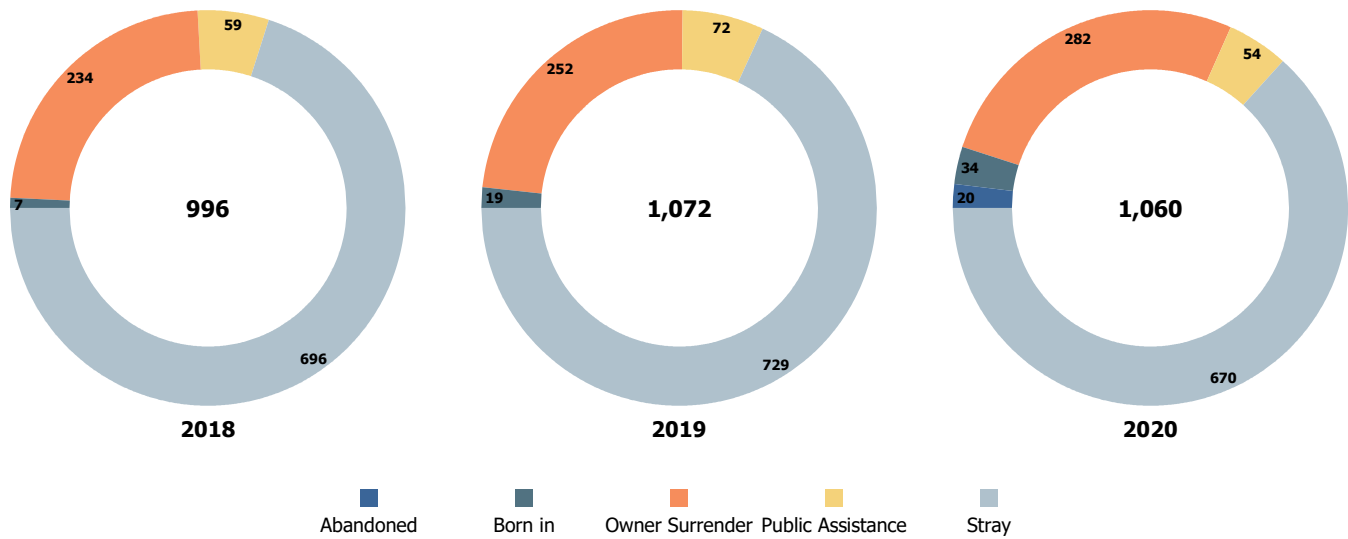


Austin Animal Center February 2018 to 2020 Intakes

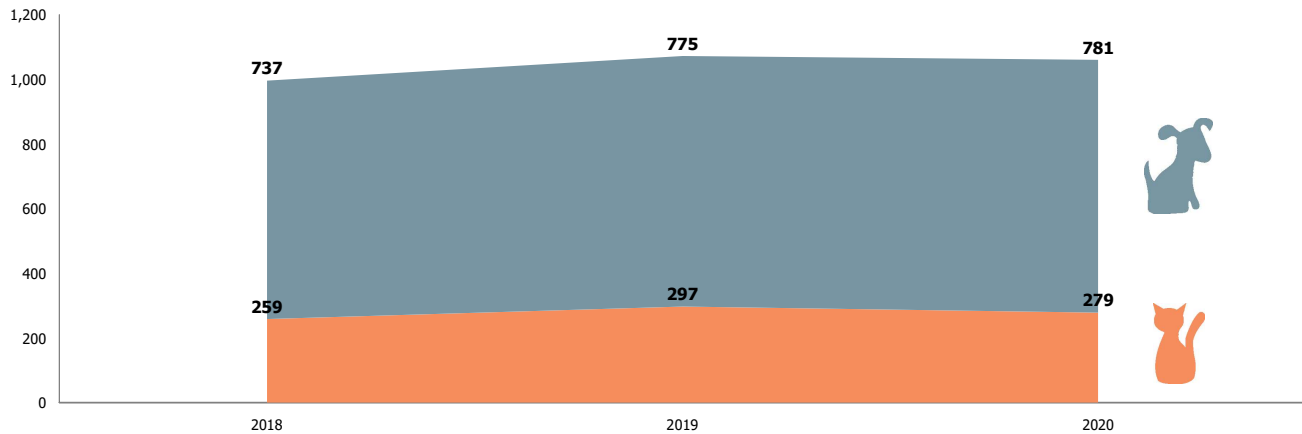


	2018			2019			2020		
	Cat	Dog	Total	Cat	Dog	Total	Cat	Dog	Total
Abandoned	0	0	0	0	0	0	7	13	20
Born in	0	7	7	5	14	19	10	24	34
Owner Surrender	77	157	234	75	177	252	96	186	282
Public Assistance	2	57	59	16	56	72	14	40	54
Stray	180	516	696	201	528	729	152	518	670
Total	259	737	996	297	775	1,072	279	781	1,060







Yearly February Intakes by Intake Type



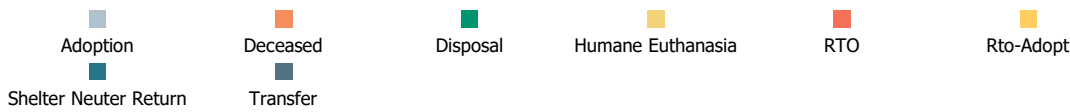
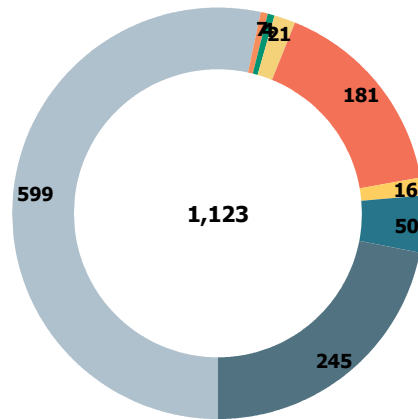
Yearly February Intakes by Animal Type



Austin Animal Center February 2020 Outcomes

	 Neonatal	 Kitten	 Adult Cat	 Neonatal	 Puppy	 Adult Dog	Total
Adoption	0	95	92	1	170	241	599
Deceased	0	1	2	2	1	1	7
Disposal	0	1	3	0	0	0	4
Humane Euthanasia	0	0	8	1	0	12	21
RTO	0	3	18	0	10	150	181
Rto-Adopt	0	0	1	0	2	13	16
Shelter Neuter Return	0	7	43	0	0	0	50
Transfer	14	12	35	11	25	148	245
Total	14	119	202	15	208	565	1,123

Outcomes by Outcome Type





Age Breakdown



Neonatal

  under 6 weeks old

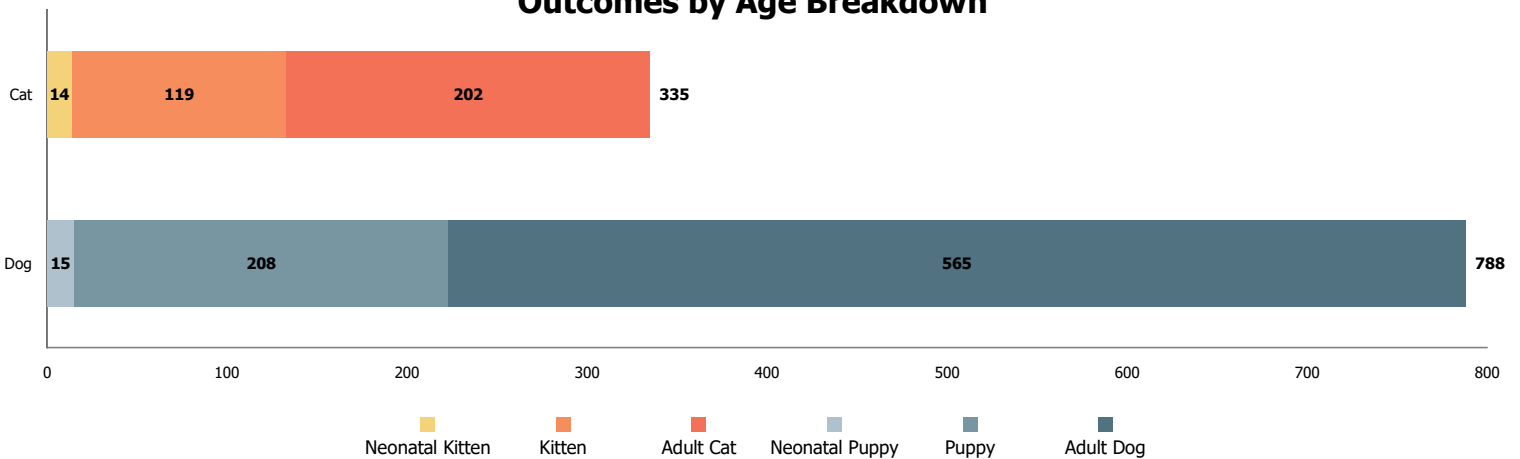
Kitten/Puppy

  6 weeks to under 1 year old

Adult

  at least 1 year old

Outcomes by Age Breakdown

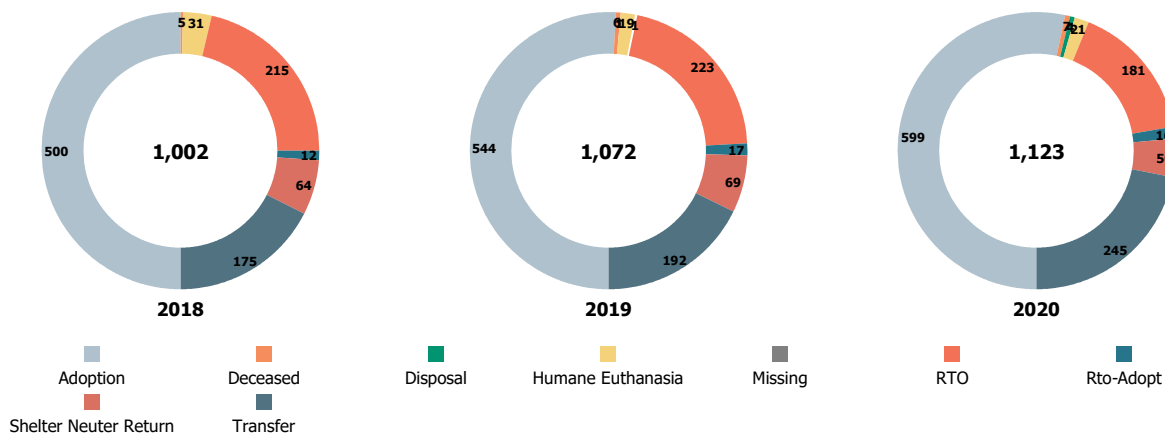


Austin Animal Center February 2018 to 2020 Outcomes

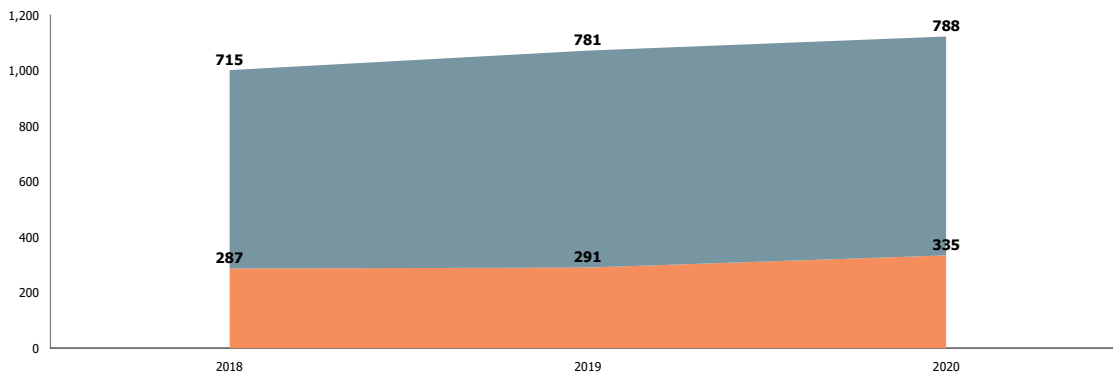


	2018			2019			2020		
	Cat	Dog	Total	Cat	Dog	Total	Cat	Dog	Total
Adoption	149	351	500	132	412	544	187	412	599
Deceased	3	2	5	3	3	6	3	4	7
Disposal	0	0	0	1	0	1	4	0	4
Humane Euthanasia	16	15	31	12	7	19	8	13	21
Missing	0	0	0	0	1	1	0	0	0
RTO	22	193	215	24	199	223	21	160	181
Rto-Adopt	1	11	12	2	15	17	1	15	16
Shelter Neuter Return	64	0	64	69	0	69	50	0	50
Transfer	32	143	175	48	144	192	61	184	245
Total	287	715	1,002	291	781	1,072	335	788	1,123

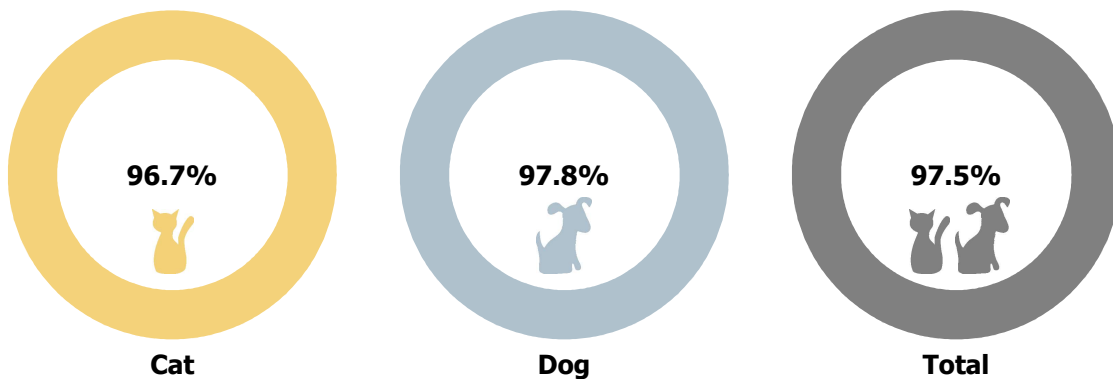
Yearly February Outcomes by Outcome Type



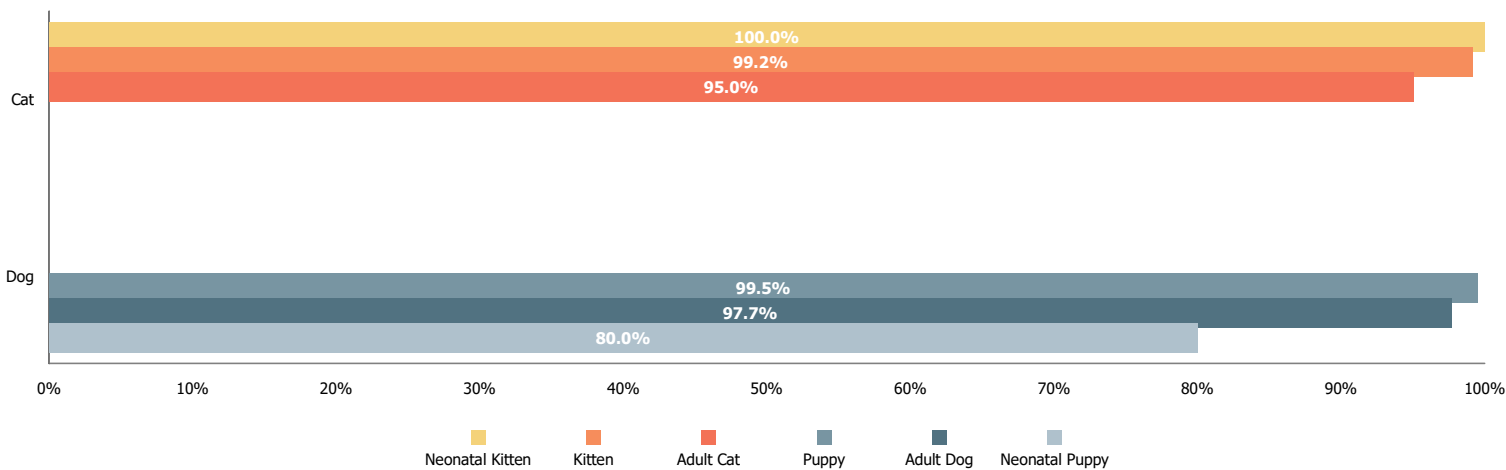
Yearly February Outcomes by Animal Type



Total Live Release Rates



Live Release Rates by Age Breakdown



Yearly February Live Release Rates Compared

