







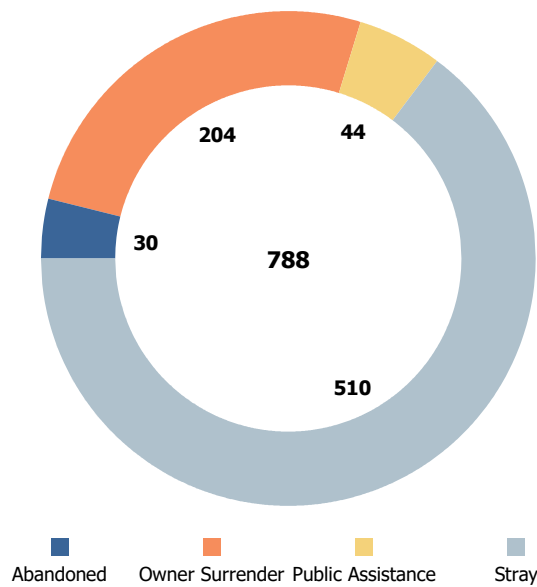
Austin Animal Center Monthly Report June 2020



Austin Animal Center June 2020 Intakes

	 Neonatal	 Kitten	 Adult Cat	 Neonatal	 Puppy	 Adult Dog	Total
Abandoned	3	4	3	6	8	6	30
Owner Surrender	8	30	49	14	17	86	204
Public Assistance	0	5	2	1	5	31	44
Stray	127	121	53	13	76	120	510
Total	138	160	107	34	106	243	788

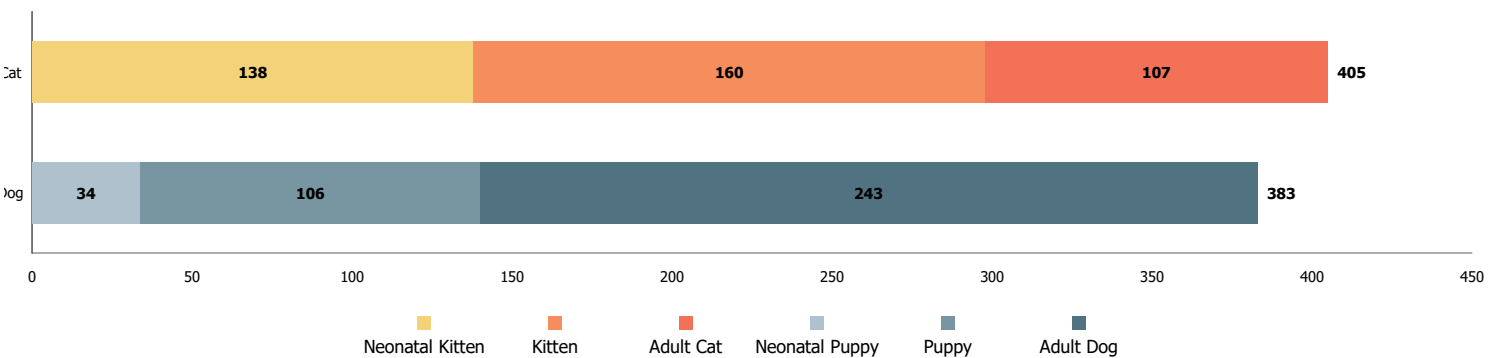
Intakes by Intake Type



Age Breakdown

- Neonatal**
  under 6 weeks old
- Kitten/Puppy**
  6 weeks to under 1 year old
- Adult**
  at least 1 year old

Intakes by Age Breakdown

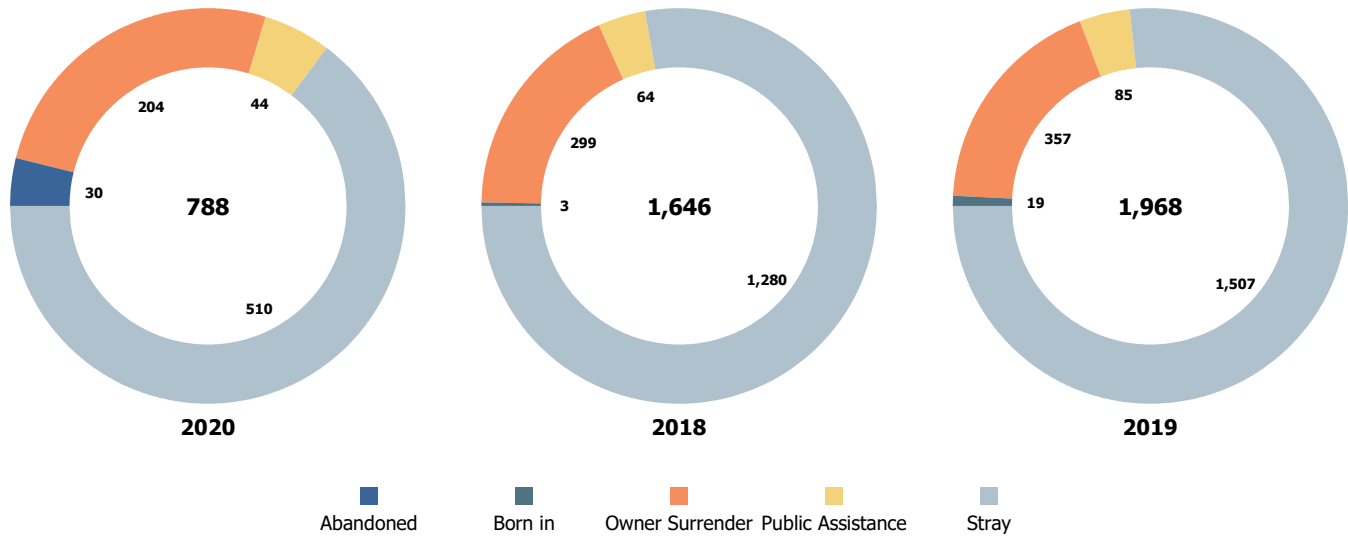


Austin Animal Center June 2018 to 2020 Intakes

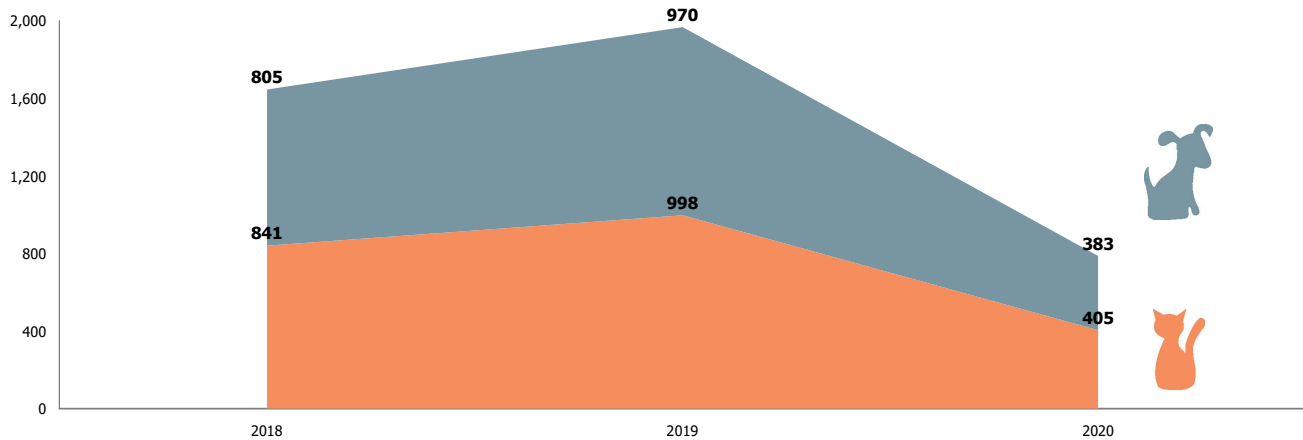


	2018			2019			2020		
	Cat	Dog	Total	Cat	Dog	Total	Cat	Dog	Total
Abandoned	0	0	0	0	0	0	10	20	30
Born in	3	0	3	3	16	19	0	0	0
Owner Surrender	113	186	299	144	213	357	87	117	204
Public Assistance	12	52	64	14	71	85	7	37	44
Stray	713	567	1,280	837	670	1,507	301	209	510
Total	841	805	1,646	998	970	1,968	405	383	788

Yearly June Intakes by Intake Type



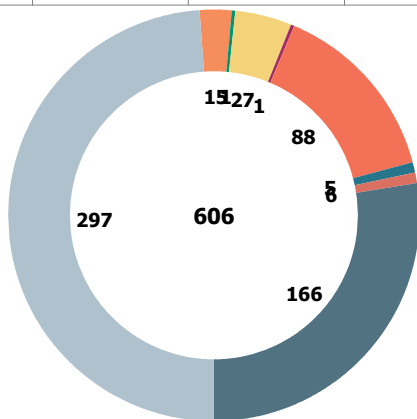
Yearly June Intakes by Animal Type



Austin Animal Center June 2020 Outcomes



	Neonatal Cat	Kitten	Adult Cat	Neonatal Dog	Puppy	Adult Dog	Total
Adoption	0	101	24	0	61	111	297
Deceased	9	3	1	0	1	1	15
Disposal	1	0	0	0	0	0	1
Humane Euthanasia	8	6	7	1	2	3	27
Relocate	0	0	1	0	0	0	1
RTO	0	1	8	1	10	68	88
Rto-Adopt	0	0	2	0	0	3	5
Shelter Neuter Return	0	2	4	0	0	0	6
Transfer	38	17	24	15	28	44	166
Total	56	130	71	17	102	230	606



Age Breakdown

Neonatal

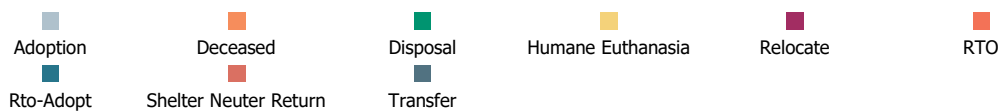
under 6 weeks old

Kitten/Puppy

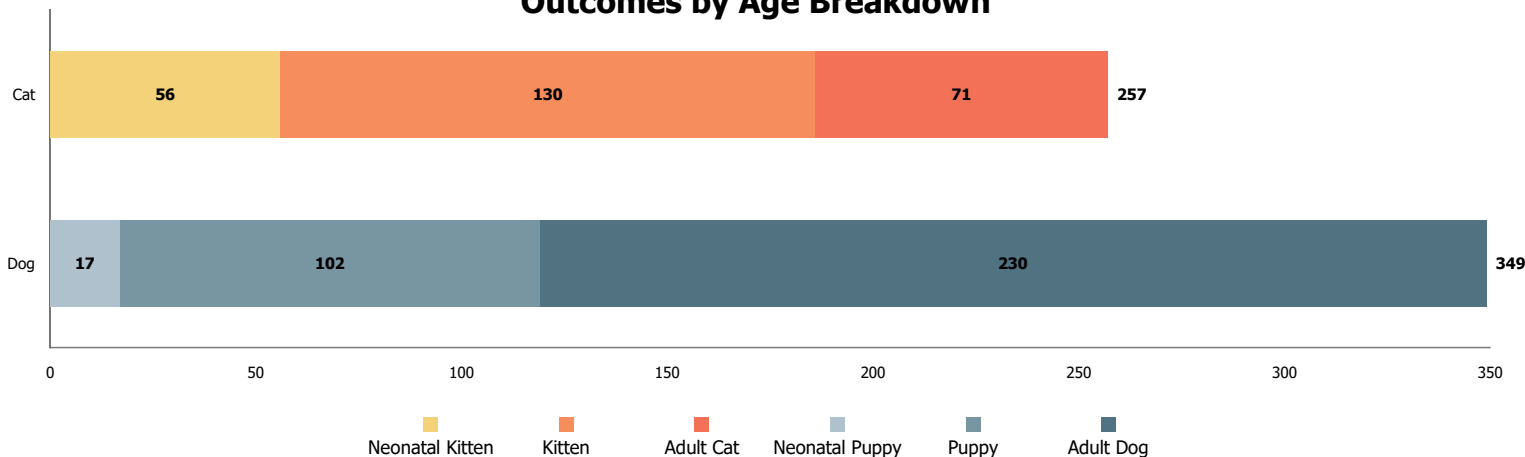
6 weeks to under 1 year old

Adult

at least 1 year old



Outcomes by Age Breakdown

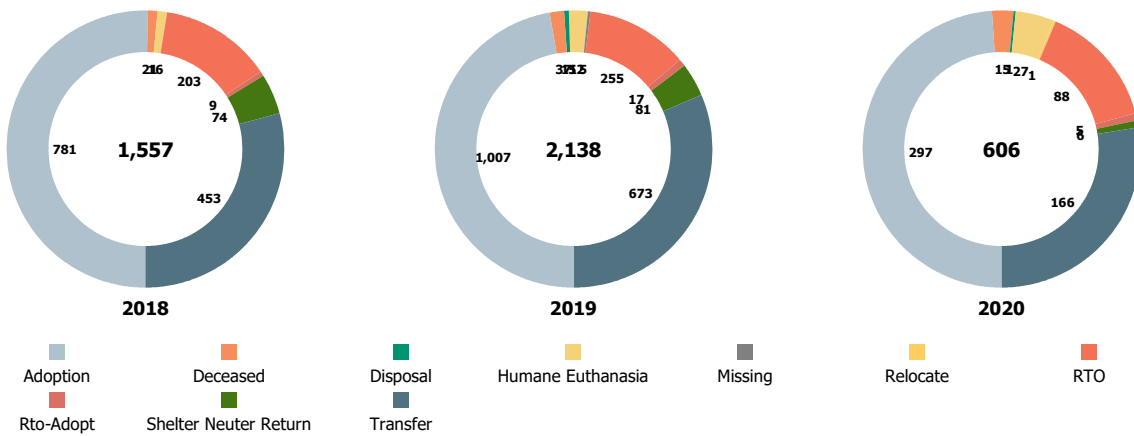


Austin Animal Center June 2018 to 2020 Outcomes

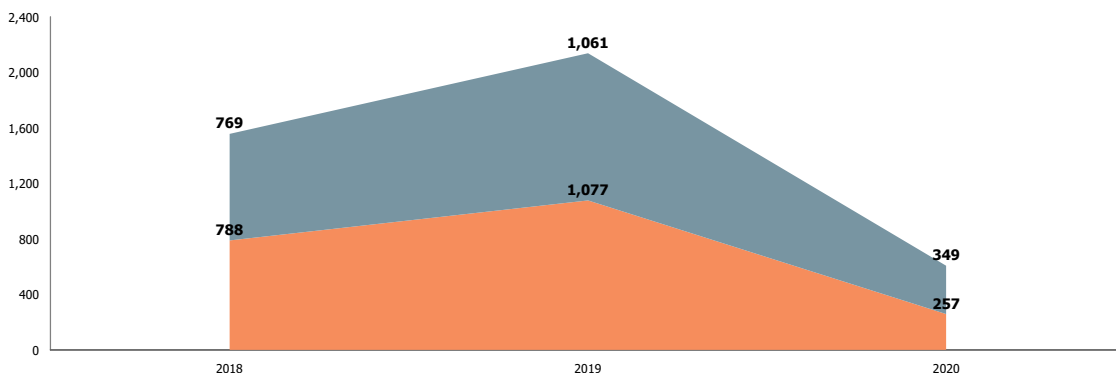


	2018			2019			2020		
	Cat	Dog	Total	Cat	Dog	Total	Cat	Dog	Total
Adoption	387	394	781	510	497	1,007	125	172	297
Deceased	19	2	21	29	8	37	13	2	15
Disposal	0	0	0	8	3	11	1	0	1
Humane Euthanasia	10	6	16	38	14	52	21	6	27
Missing	0	0	0	0	5	5	0	0	0
Relocate	0	0	0	0	0	0	1	0	1
RTO	15	188	203	37	218	255	9	79	88
Rto-Adopt	1	8	9	3	14	17	2	3	5
Shelter Neuter Return	74	0	74	81	0	81	6	0	6
Transfer	282	171	453	371	302	673	79	87	166
Total	788	769	1,557	1,077	1,061	2,138	257	349	606

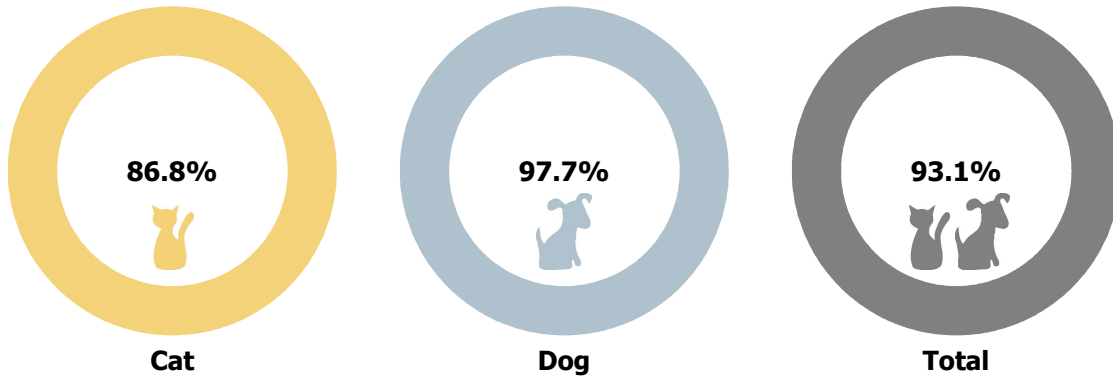
Yearly June Outcomes by Outcome Type



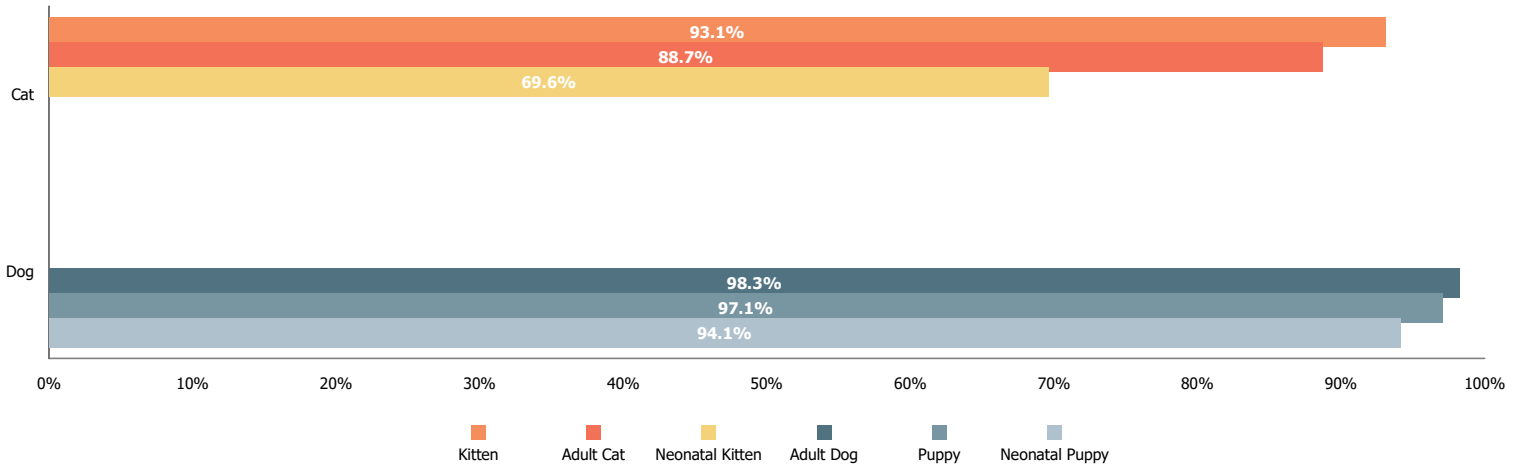
Yearly June Outcomes by Animal Type



Total Live Release Rates



Live Release Rates by Age Breakdown



Yearly June Live Release Rates Compared

