



Mobility Committee

# Item 5: ASMP & Active Transportation

AUGUST 20, 2020

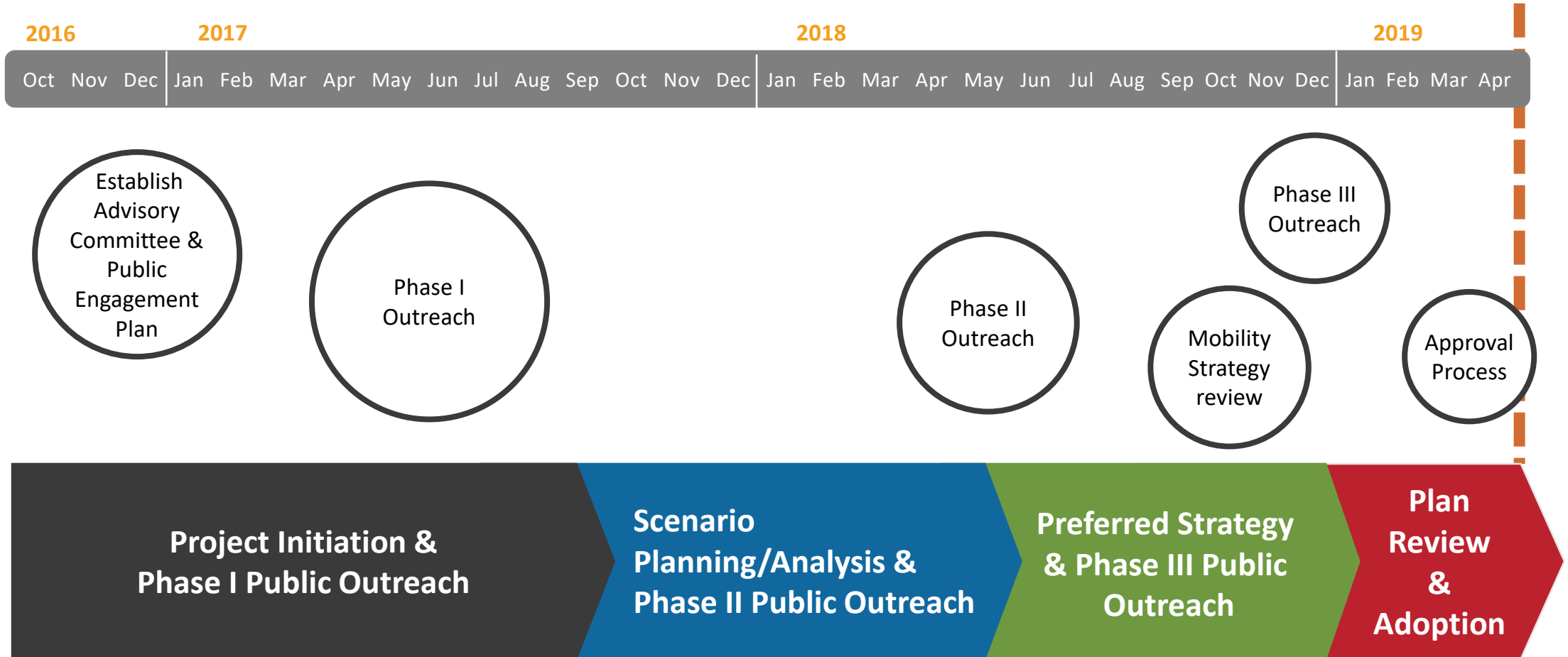
# Austin Strategic Mobility Plan

- First Austin-focused, citywide comprehensive transportation plan for our community
- Includes policies, programs and projects to address transportation challenges for all modes of transportation in Austin
- Adopted as an amendment to Imagine Austin in April 2019

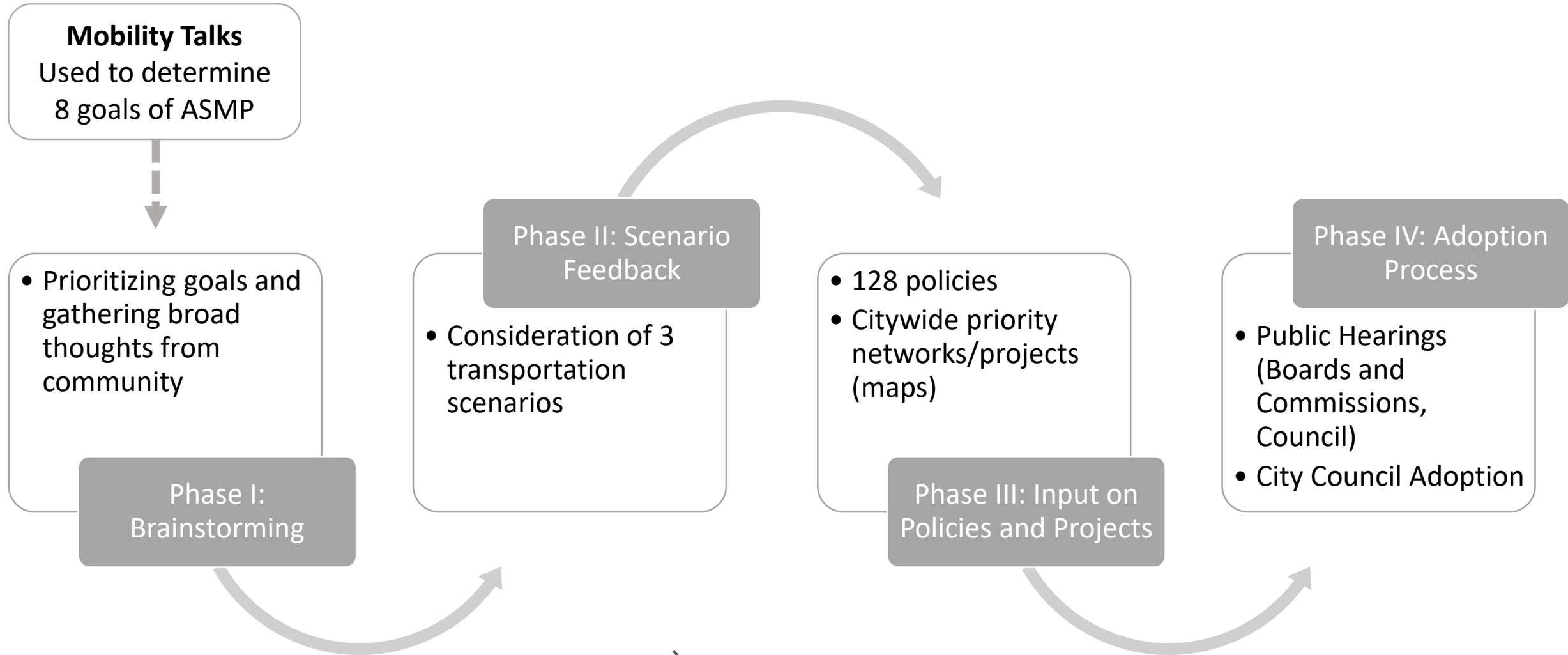


# ASMP Schedule and Process

Adopted by  
Council  
in April 2019



# Public Engagement Process



# Austin's Mode Split Goal



BICYCLE



CARPOOL/TAXICAB  
OTHER



DRIVE ALONE



TELEWORK

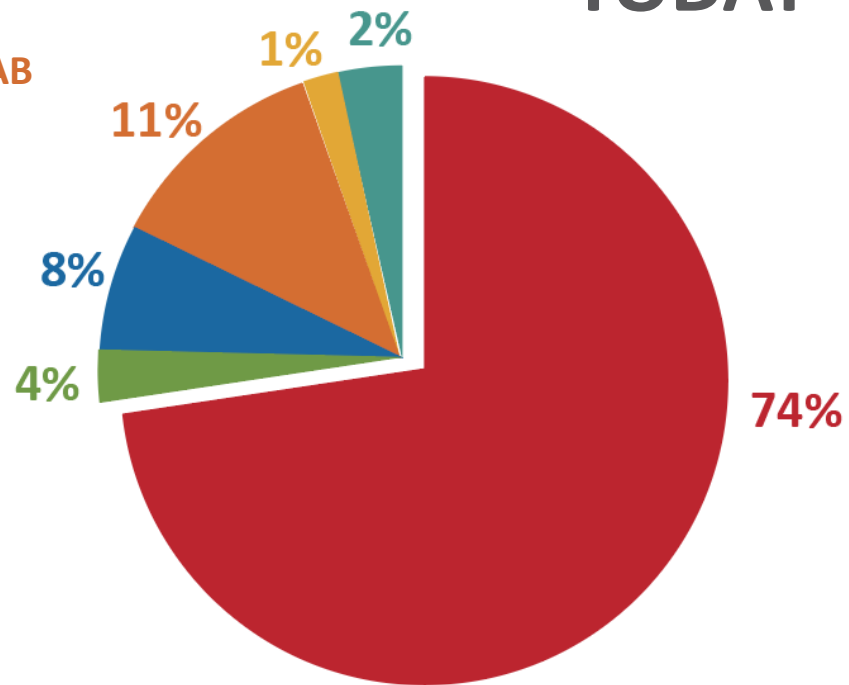


TRANSIT

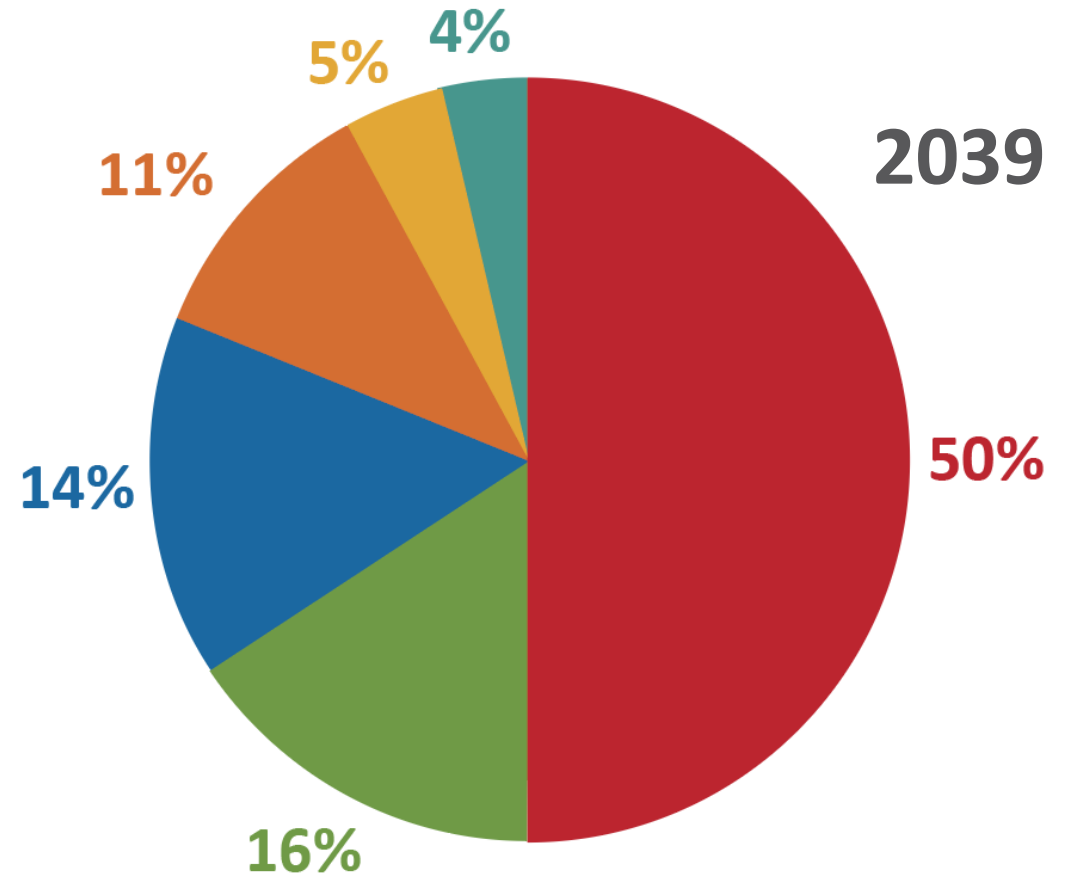


WALK

TODAY



2039

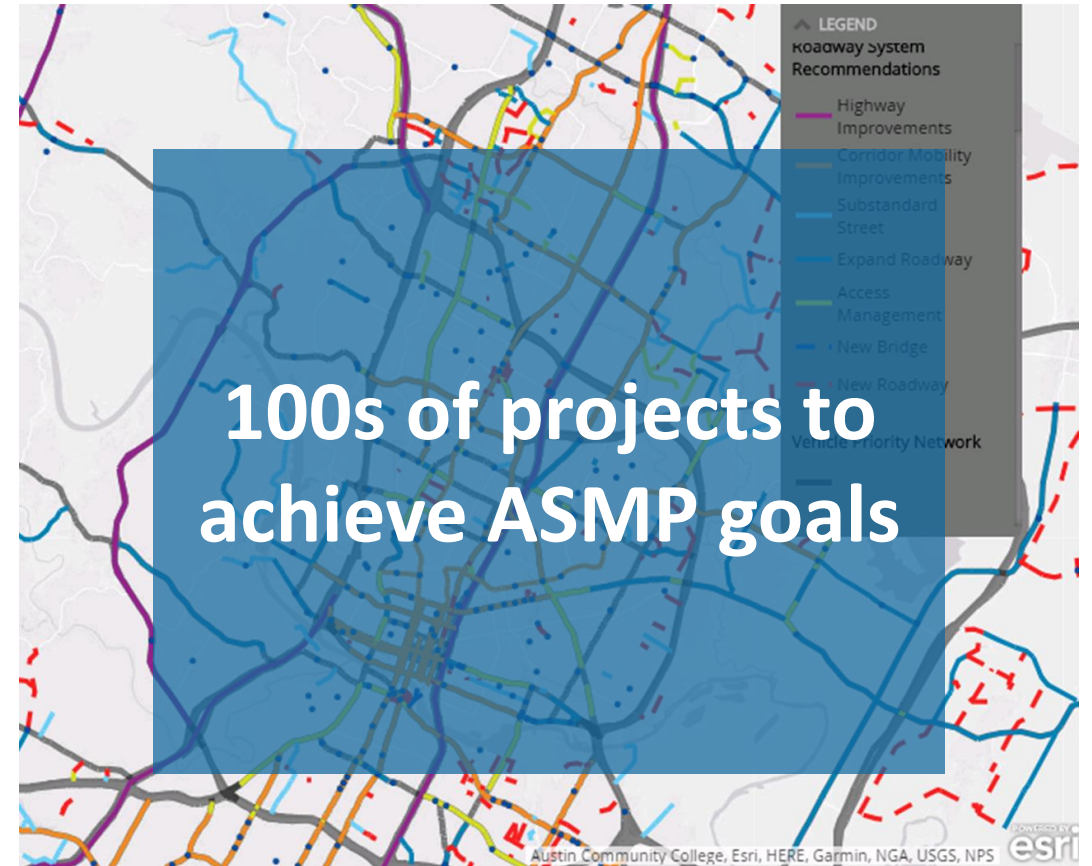


# How do we get to 50/50 Mode Split?

126 Policies



100s of projects to  
achieve ASMP goals



# ASMP Strategies

- **Reduce traffic fatalities, serious injuries** by focusing on safety culture, behaviors
- Manage congestion by **managing demand**
- **Build active transportation access for all ages and abilities** on sidewalk, bicycle, and urban trail systems
- **Strategically add roadway capacity** to improve travel efficiency
- **Connect people to services and opportunities** for better health
- **Move more people** by investing in public transportation
- **Address affordability** by linking housing and transportation investments
- **Right-size and manage parking supply** to manage demand
- **Develop shared mobility options** with data and emerging technology
- **Build and expand community relationships** with plan implementation

# Other Guidance

- The ASMP references other plans and policies that also guide our investment strategies.
  - Vision Zero Action Plan (Council Resolution No. 20160519-049)
  - Mode-specific plans
    - Sidewalk/ADA Transition Plan and Urban Trails Plan updates are underway
  - Program Guidelines
  - Partnership Opportunities





# Active Transportation Needs Identified in ASMP & Mode Plans

- **Sidewalks:**

- Sidewalk and ADA/Transition Plan – new sidewalks and sidewalk rehabilitation
- Approximately 2,500 miles of absent sidewalk and pedestrian crossings (~\$1 billion)

- **Urban Trails:**

- Urban Trails Plan
- Approximately \$275 million to build out Tier I Trails (highest priority from Plan)

- **Safe Routes to School**

- Safe Routes Infrastructure Plans (10) – *4,000 individual projects*
- Approximately \$260 million to build all Very High and High categorized projects



# Active Transportation Needs Identified in ASMP & Mode Plans

- **Bikeways**

- Bicycle Plan
- Approximately \$200 million for the full build out of on-street All Ages and Abilities Bikeway Network

- **Other Programs**

- Neighborhood Partnering Program
- Transit Enhancement Program
- Vision Zero/Transportation Safety Program



# Ongoing Investment

- **2016 Mobility Bond**
- **2018 Mobility Bond**
- **Private Investment/Partnership**
- **PWD and ATD Operations Budgets**
- **Misc.**
  - Other agencies/jurisdictions, grants, Quarter Cent, etc.
- *Future: Street Impact Fee*



**Questions?**