

# Community Services Block Grant (CSBG) 2020 Community Action Plan and Budget

## Community Development Commission

September 9, 2020

Angel Zambrano, Manager,  
Neighborhood Services Unit



# Public Hearing Requirements

- ▶ The proposed estimated 2020 CSBG Budget and Community Action Plan performance activities are distributed and public comment is solicited. The proposed activities as described in the Budget and Community Action Plan are in accordance with the Community Services Block Grant Act.
- ▶ The CSBG Act states the purpose is “to provide assistance to States and local communities, working through a network of community action agencies and other neighborhood-based organizations, for the reduction of poverty, the revitalization of low-income communities, and the empowerment of low-income families and individuals in rural and urban areas to become fully self-sufficient”

# Community Action Plan Components

1. Top 5 needs
2. Poverty rates
3. Provision of Nutritious Foods
4. Case Management Services
5. Gaps in Services & Performance Targets
6. Service Locations

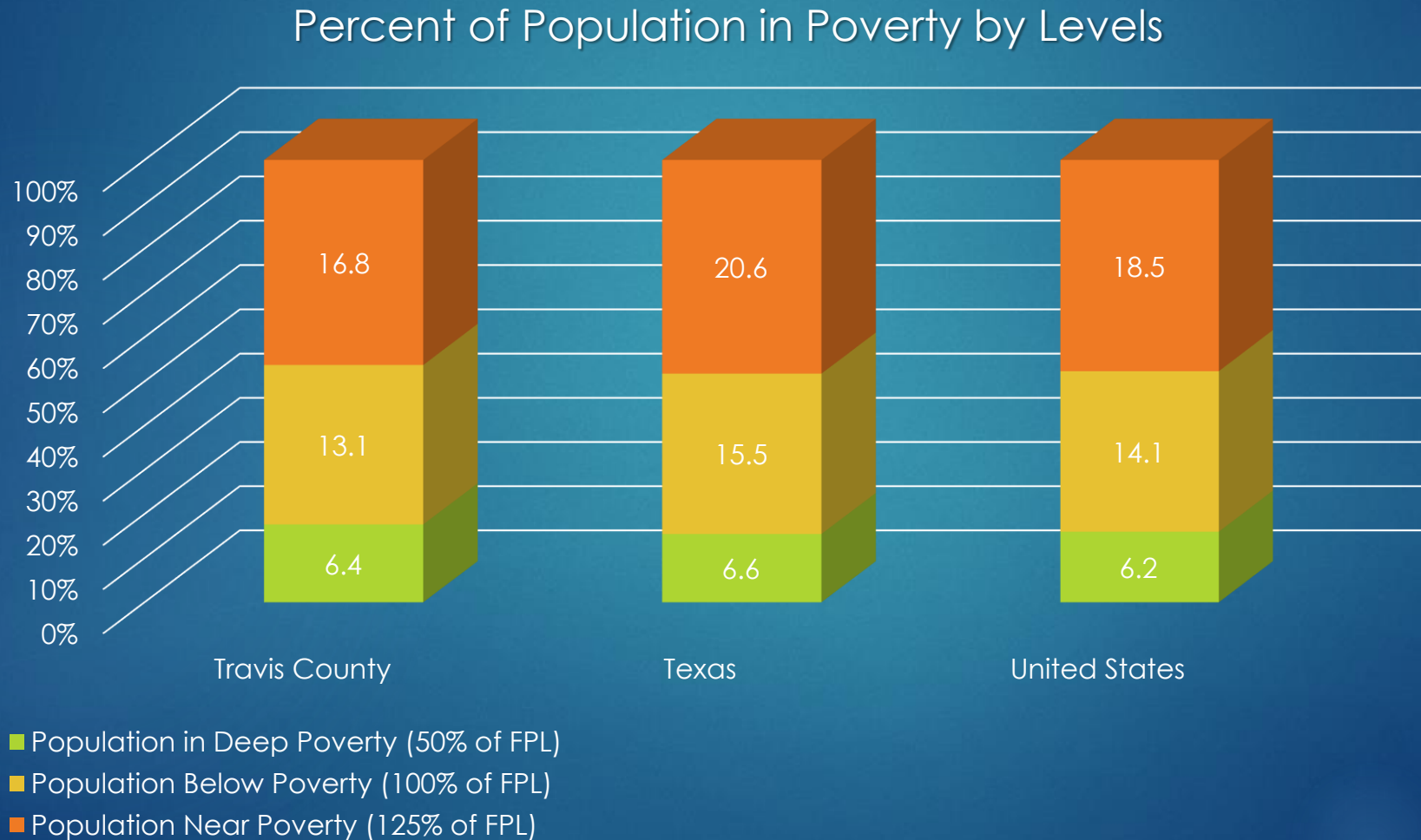
# Top 5 Needs\*



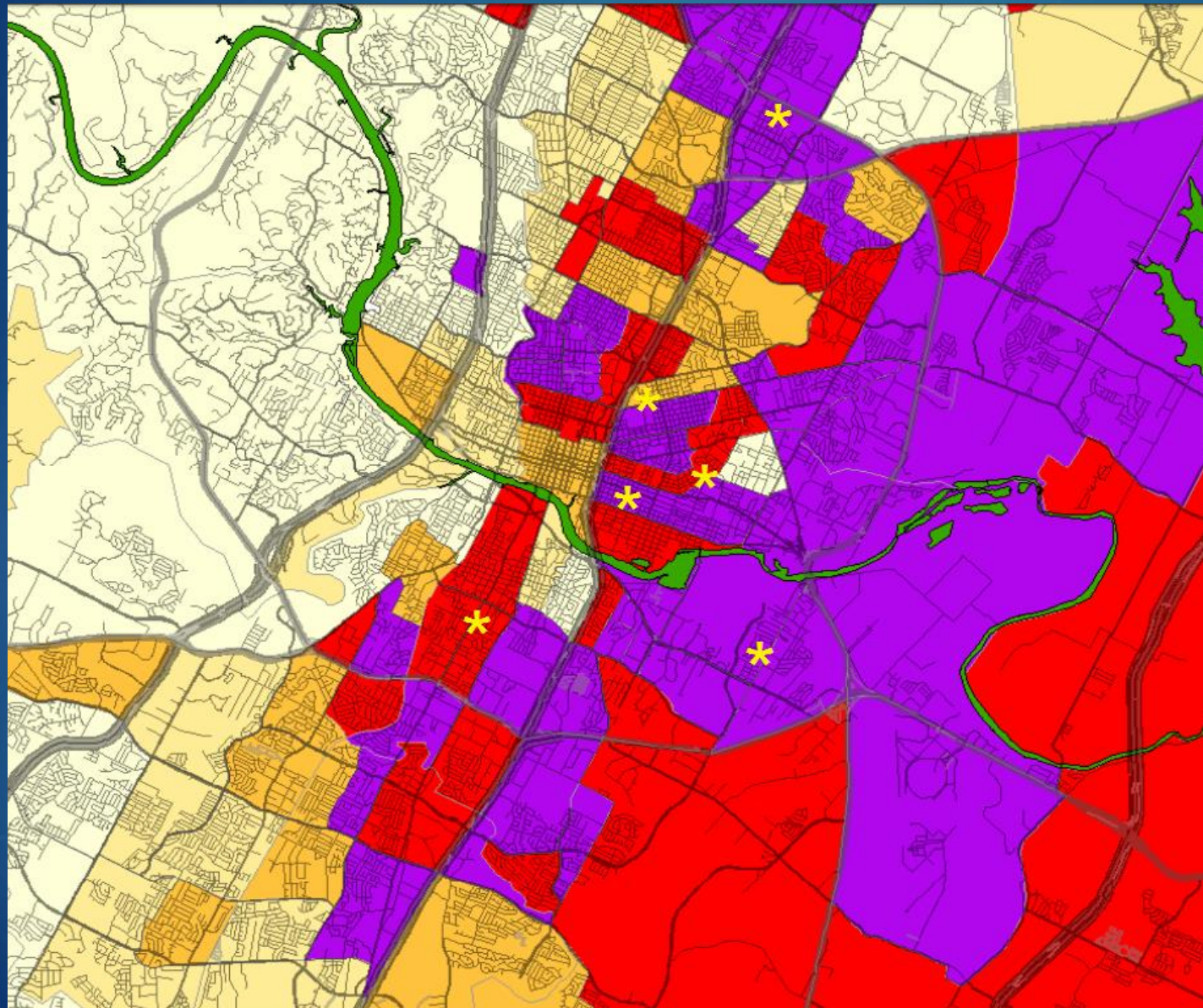
\*Ranked in order of importance according to 2019 CSBG Needs Assessment



# Poverty Rates



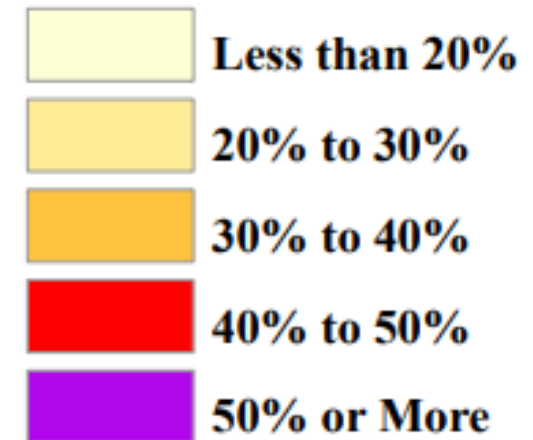
# Neighborhood Centers



## Low-Income Population Concentrations

### Austin, Texas

Percentage of Population  
with Household Income of  
Under 200% FPL (1)



Notes: (1) FPL is Federal Poverty Level.  
200% of FPL is twice the poverty level.

Data source: American Community Survey, 2005–09 composite  
dataset, Table C17002, census tracts. US Census Bureau.



# Provision of Nutritious Foods

- ▶ Food Pantry Services
- ▶ Fresh Food for Families
- ▶ Healthy Options Program for the Elderly
- ▶ Mobile Food Pantry
- ▶ Food Recovery Programs



# Case Management Services

## ► Self Sufficiency Case Management

- Assistance to help clients achieve and maintain incomes above 125% of the FPIL (Federal Poverty Income Limits) for at least 90 days.

## ► Includes:

- Assessment and Service Plan
- Employment Support-Job search assistance, Job readiness, Job Retention
- Linkage to education and training, other social services
- Housing assistance, transportation
- Crisis intervention & short term counseling
- Budgeting and financial counseling

❖ ***Services provided by licensed social workers.***



# National Performance Indicators

## ► **Housing Gap**

- ❖ Safe and Affordable Housing

## ► **Services**

- ❖ Eviction Prevention
- ❖ Housing/Utility Payment Assistance

## ► **Outcomes**

- ❖ Households who Avoided Eviction



# National Performance Indicators



## ► **Health Gap**

- ❖ Lack of Affordable Health and Mental Healthcare

## ► **Services**

- ❖ Health Services, Screenings and Assessments
- ❖ Reproductive Health Services
- ❖ Nutritious Foods
- ❖ Emergency Hygiene Assistance

## ► **Outcomes**

- ❖ Individuals who Demonstrated Improved Physical Health and Well-Being.
- ❖ Individuals who Improved Skills Related to the Adult Role of Parents/Caregivers.
- ❖ Seniors, Individuals with Disabilities and Chronic Illnesses Who Maintained an Independent Living Situation.

# National Performance Indicators

## ► **Employment Gaps**

- ❖ Lack of Affordable Child Care
- ❖ Lack of Reliable Transportation
- ❖ Lack of Employment for Persons with Criminal Backgrounds

## ► **Services**

- ❖ Job Search
- ❖ Career Counseling
- ❖ Employment Supports

## ► **Outcomes**

- ❖ Number of Unemployed Adults who Obtained Employment
- ❖ Number of Case Managed Adults who Increased Income and/or Benefits
- ❖ Number of Persons who Achieve and Maintain Incomes Above 125% of the FPIL for at least 90 days





# National Performance Indicators

## ► **Basic Needs Gaps**

- ❖ Lack of Sufficient Support Services to Meet Basic Needs

## ► **Services**

- ❖ Nutrition and Food
- ❖ Benefit Coordination and Advocacy (SNAP)
- ❖ Financial Coaching/Counseling
- ❖ Bus Passes
- ❖ Referrals and Linkages

## ► **Outcomes**

- ❖ Seniors, Individuals with Disabilities and Chronic Illnesses who Maintained an Independent Living Situation.
- ❖ Individuals who Report Improved Financial Well-Being.

# National Performance Indicators



## ► Education Gap

- ❖ Lack of Educational Opportunities for Persons with Low Incomes

## ► Services

- ❖ Basic Education Classes (ACC)
- ❖ Referrals and Linkages

## ► Outcomes

- ❖ Adults who Demonstrate Improved Basic Education.
- ❖ Individuals Obtain a Recognized Credential, Certificate, or Degree Relating to the Achievement of Educational or Vocational Skills.

# Service Locations

## ► Neighborhood Centers

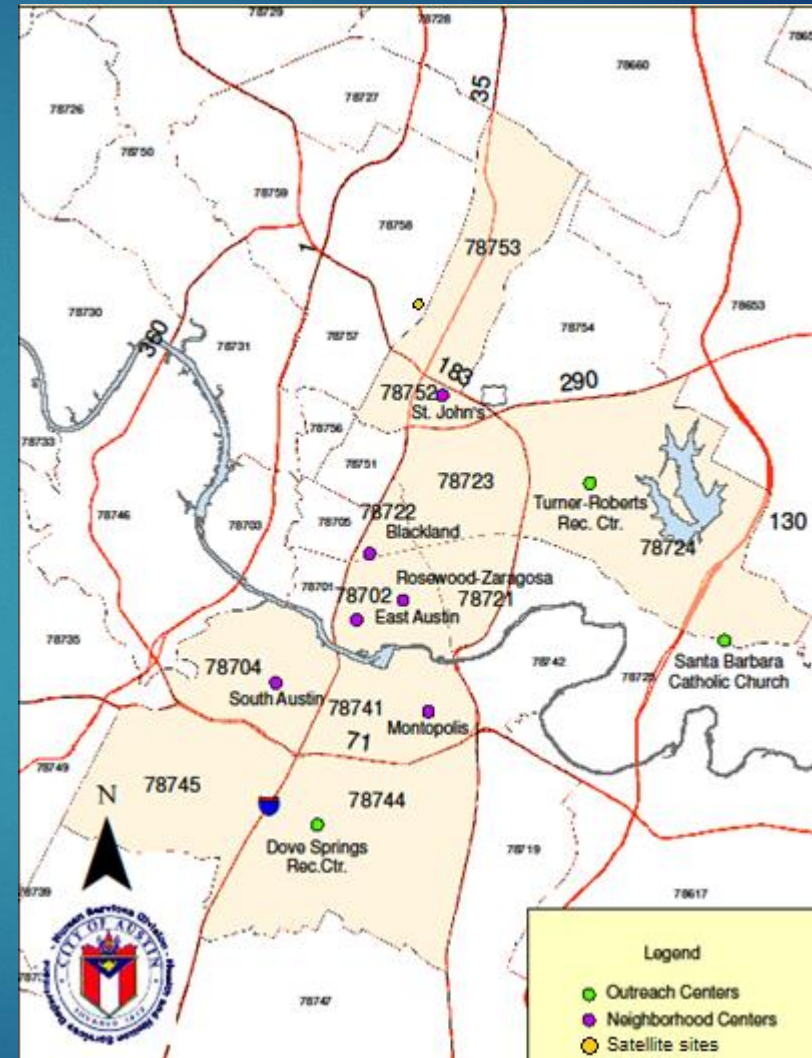
- Blackland
- East Austin
- Montopolis
- Rosewood Zaragosa
- St. John
- South Austin

## ► Outreach Sites

- Turner Roberts Recreation Center
- Dove Springs Recreation Center
- Santa Barbara Catholic Church

## ► Satellite Sites

- YMCA East
- YMCA North





# Programs and Services

## ► **Current Expansion**

- Online Application Process
- Montopolis Recreation and Community Center
- Satellite Locations

## ► **Proposed Expansion**

- Dove Springs Neighborhood Center



# Funding Allocation

- ▶ **2020 Allocation**

\$1,102,106

- ▶ *(In March of 2020, we received an additional \$53,905 in CSBG Discretionary Funds for direct client financial assistance)*

- ▶ **2021 Allocation**

\$1,102,106

# Budget



## ▶ Personnel

### ▶ *Funded*

- 2 Program Managers
- 8 Community Workers
- 4 Social Workers



# Budget

## Other

- Bus Passes – Transit Empowerment Fund (CSBG funded)
- Gift Cards – Employment Support – for gas, work clothes/boots, tools (CSBG funded)

# Contact

Angel Zambrano, Manager,  
**APH Neighborhood Services Unit**

Office: 512-972-6750

[Angel.Zambrano@austintexas.gov](mailto:Angel.Zambrano@austintexas.gov)

