


# Austin Animal Center Monthly Report July 2020

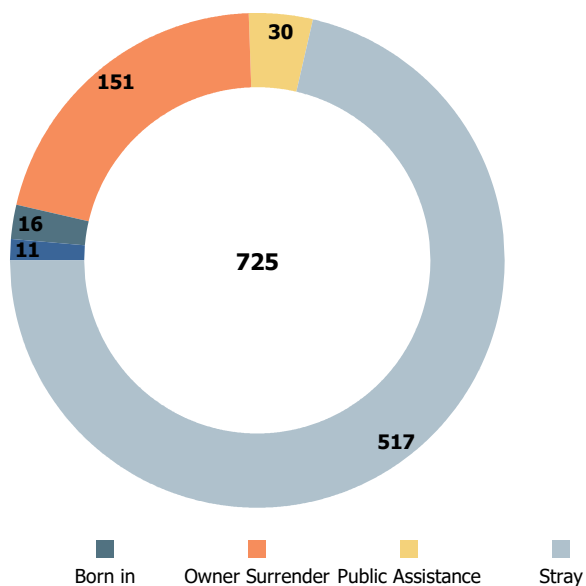


# Austin Animal Center July 2020 Intakes



	Neonatal Cat	Kitten	Adult Cat	Neonatal Dog	Puppy	Adult Dog	Total
	0	0	7	0	0	4	11
<b>Born in</b>	6	1	0	9	0	0	16
<b>Owner Surrender</b>	4	28	34	3	26	56	151
<b>Public Assistance</b>	0	0	6	0	2	22	30
<b>Stray</b>	95	143	63	8	78	130	517
<b>Total</b>	<b>105</b>	<b>172</b>	<b>110</b>	<b>20</b>	<b>106</b>	<b>212</b>	<b>725</b>

## Intakes by Intake Type



## Age Breakdown

### Neonatal

under 6 weeks old

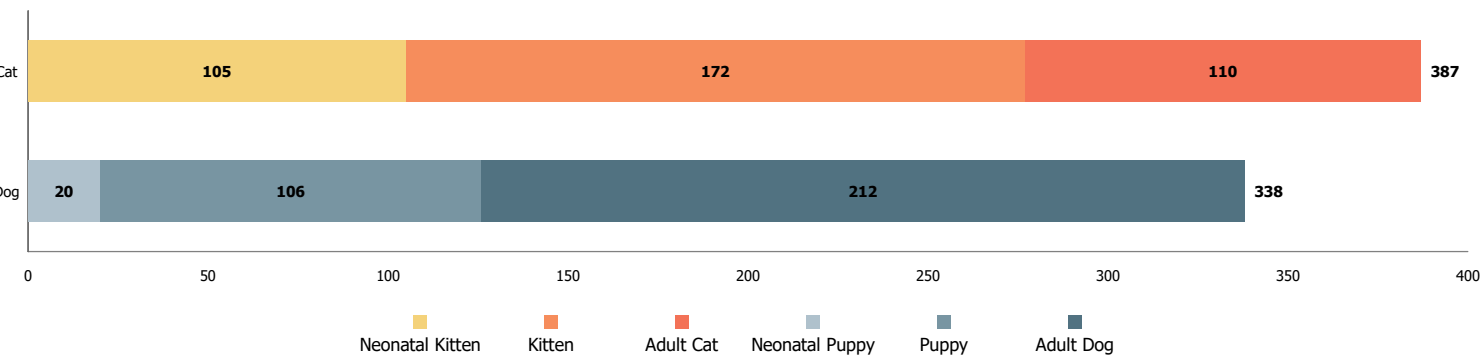
### Kitten/Puppy

6 weeks to under 1 year old

### Adult

at least 1 year old

## Intakes by Age Breakdown

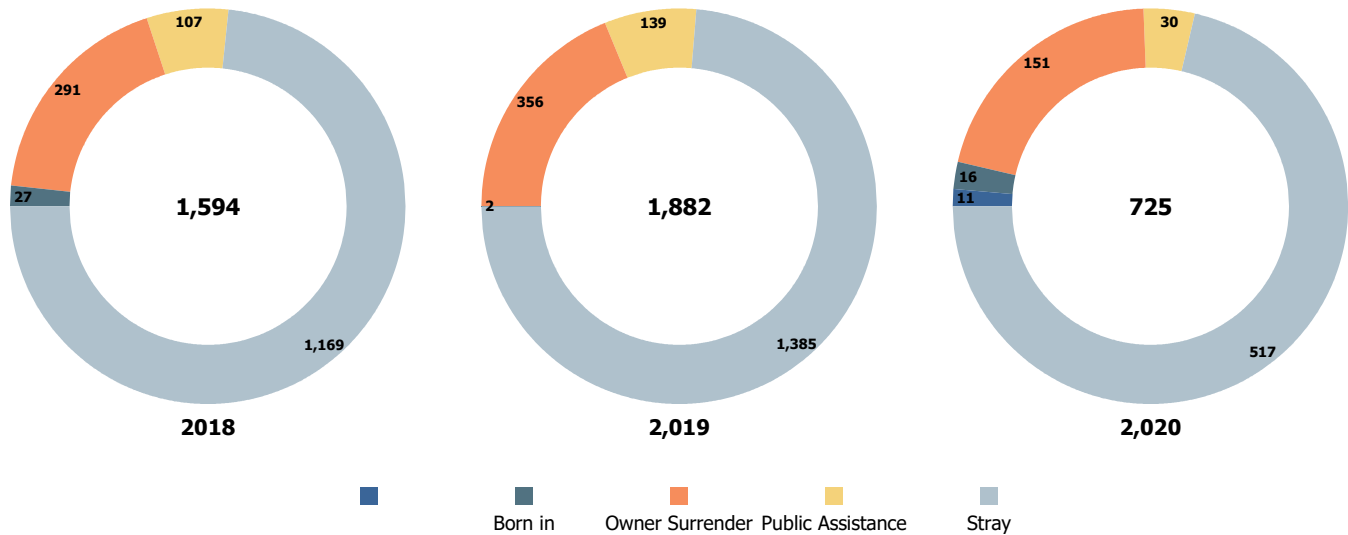


# Austin Animal Center July 2018 to 2020 Intakes

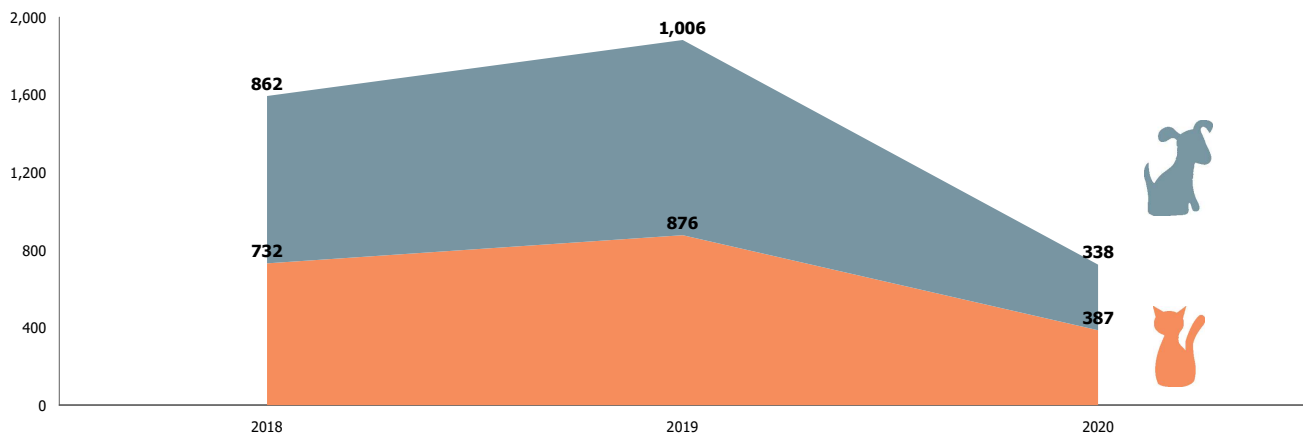


	2018			2019			2020		
	Cat	Dog	Total	Cat	Dog	Total	Cat	Dog	Total
	0	0	0	0	0	0	7	4	11
<b>Born in</b>	10	17	27	2	0	2	7	9	16
<b>Owner Surrender</b>	123	168	291	140	216	356	66	85	151
<b>Public Assistance</b>	21	86	107	5	134	139	6	24	30
<b>Stray</b>	578	591	1,169	729	656	1,385	301	216	517
<b>Total</b>	<b>732</b>	<b>862</b>	<b>1,594</b>	<b>876</b>	<b>1,006</b>	<b>1,882</b>	<b>387</b>	<b>338</b>	<b>725</b>







## Yearly July Intakes by Intake Type



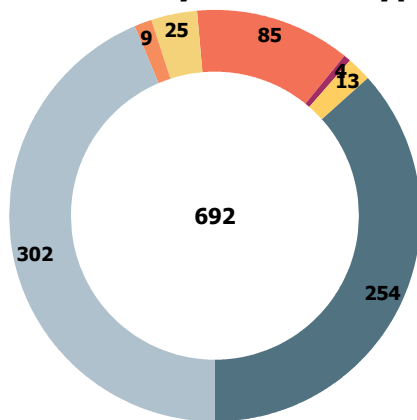
## Yearly July Intakes by Animal Type



# Austin Animal Center July 2020 Outcomes

	 Neonatal	 Kitten	 Adult Cat	 Neonatal	 Puppy	 Adult Dog	Total
<b>Adoption</b>	0	118	24	0	56	104	<b>302</b>
<b>Deceased</b>	0	1	4	0	1	3	<b>9</b>
<b>Humane Euthanasia</b>	4	3	9	2	2	5	<b>25</b>
<b>RTO</b>	0	0	10	0	12	63	<b>85</b>
<b>Rto-Adopt</b>	0	0	2	0	0	2	<b>4</b>
<b>Shelter Neuter Return</b>	0	0	13	0	0	0	<b>13</b>
<b>Transfer</b>	65	73	20	12	31	53	<b>254</b>
<b>Total</b>	<b>69</b>	<b>195</b>	<b>82</b>	<b>14</b>	<b>102</b>	<b>230</b>	<b>692</b>

## Outcomes by Outcome Type





## Age Breakdown


### Neonatal


  under 6 weeks old

### Kitten/Puppy

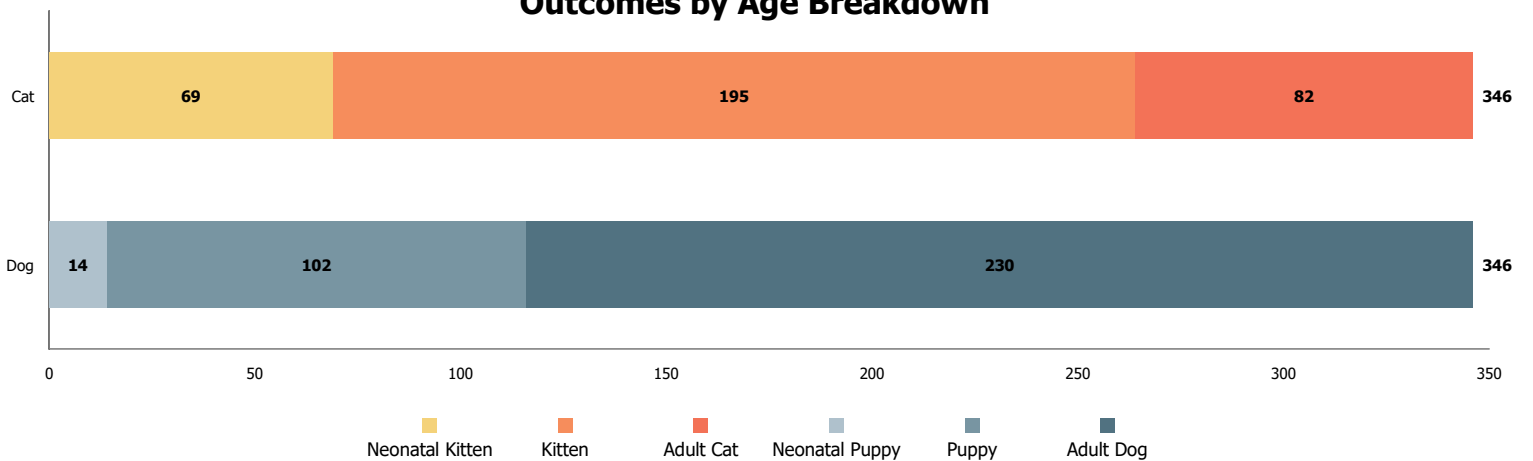
  6 weeks to under 1 year old

### Adult

  at least 1 year old



## Outcomes by Age Breakdown

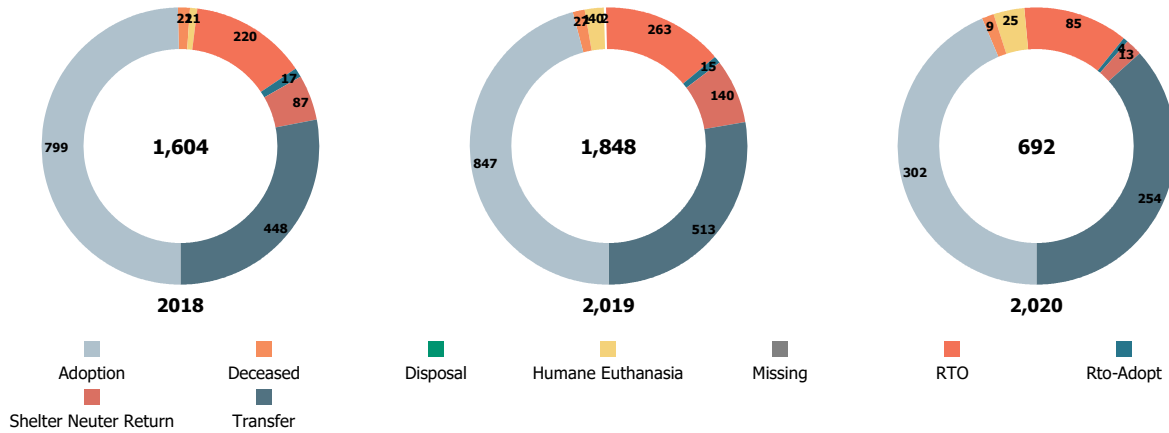


# Austin Animal Center July 2018 to 2020 Outcomes

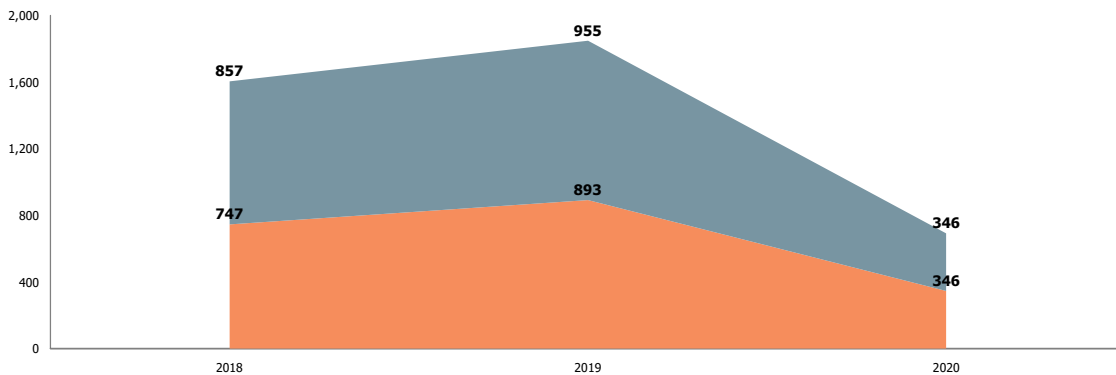


	2018			2019			2020		
	Cat	Dog	Total	Cat	Dog	Total	Cat	Dog	Total
<b>Adoption</b>	369	430	<b>799</b>	404	443	<b>847</b>	142	160	<b>302</b>
<b>Deceased</b>	13	9	<b>22</b>	23	4	<b>27</b>	5	4	<b>9</b>
<b>Disposal</b>	0	0	<b>0</b>	1	0	<b>1</b>	0	0	<b>0</b>
<b>Humane Euthanasia</b>	7	4	<b>11</b>	23	17	<b>40</b>	16	9	<b>25</b>
<b>Missing</b>	0	0	<b>0</b>	0	2	<b>2</b>	0	0	<b>0</b>
<b>RTO</b>	17	203	<b>220</b>	20	243	<b>263</b>	10	75	<b>85</b>
<b>Rto-Adopt</b>	5	12	<b>17</b>	0	15	<b>15</b>	2	2	<b>4</b>
<b>Shelter Neuter Return</b>	87	0	<b>87</b>	140	0	<b>140</b>	13	0	<b>13</b>
<b>Transfer</b>	249	199	<b>448</b>	282	231	<b>513</b>	158	96	<b>254</b>
<b>Total</b>	<b>747</b>	<b>857</b>	<b>1,604</b>	<b>893</b>	<b>955</b>	<b>1,848</b>	<b>346</b>	<b>346</b>	<b>692</b>

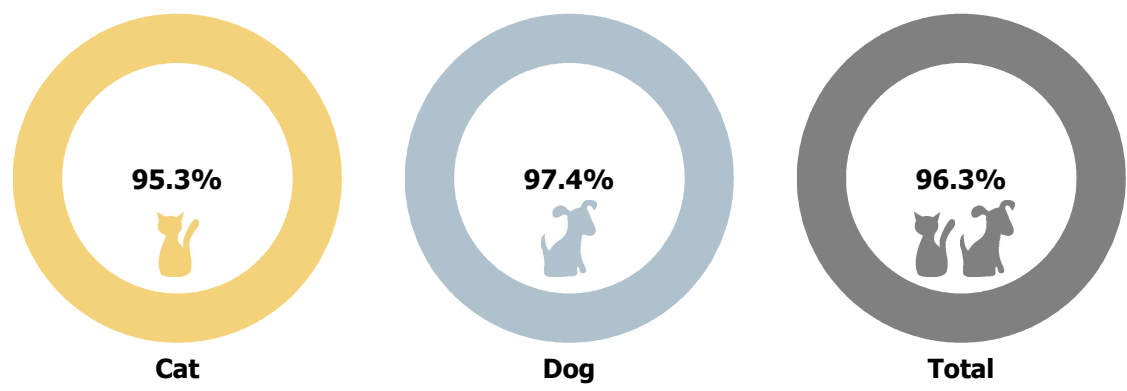
## Yearly July Outcomes by Outcome Type



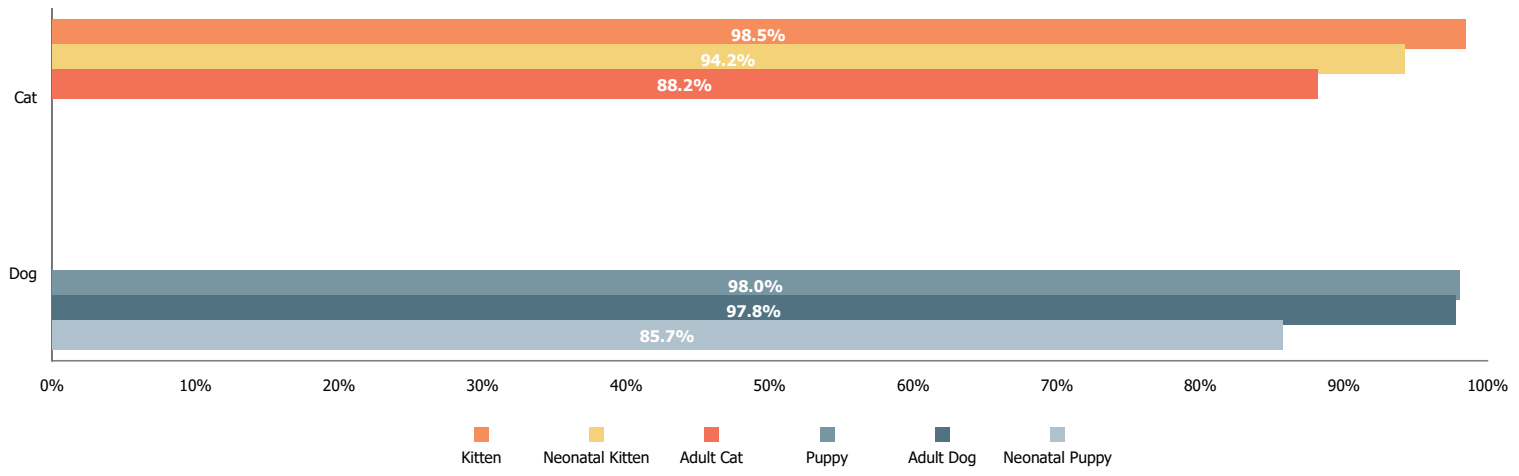
## Yearly July Outcomes by Animal Type



## Total Live Release Rates



## Live Release Rates by Age Breakdown



## Yearly July Live Release Rates Compared

