

Austin Animal Center Monthly Report July 2020

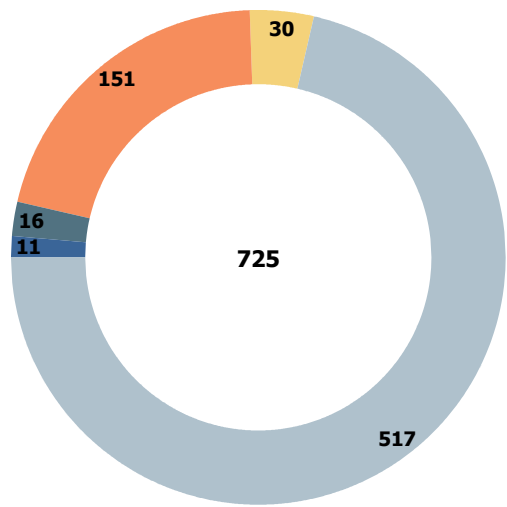


Austin Animal Center July 2020 Intakes



	Neonatal Cat	Kitten	Adult Cat	Neonatal Dog	Puppy	Adult Dog	Total
	0	0	7	0	0	4	11
Born in	6	1	0	9	0	0	16
Owner Surrender	4	28	34	3	26	56	151
Public Assistance	0	0	6	0	2	22	30
Stray	95	143	63	8	78	130	517
Total	105	172	110	20	106	212	725

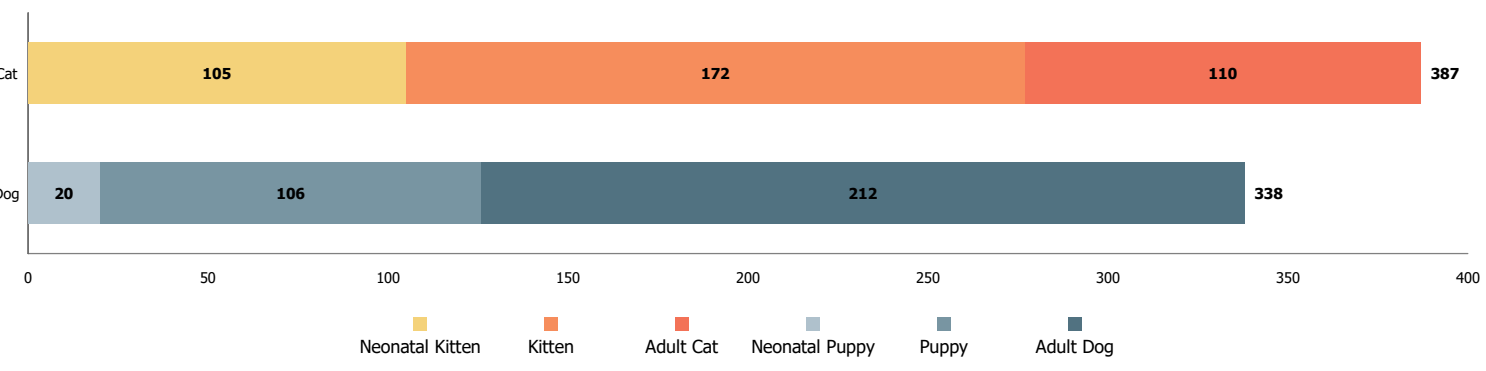
Intakes by Intake Type



Age Breakdown

- Neonatal**
under 6 weeks old
- Kitten/Puppy**
6 weeks to under 1 year old
- Adult**
at least 1 year old

Intakes by Age Breakdown

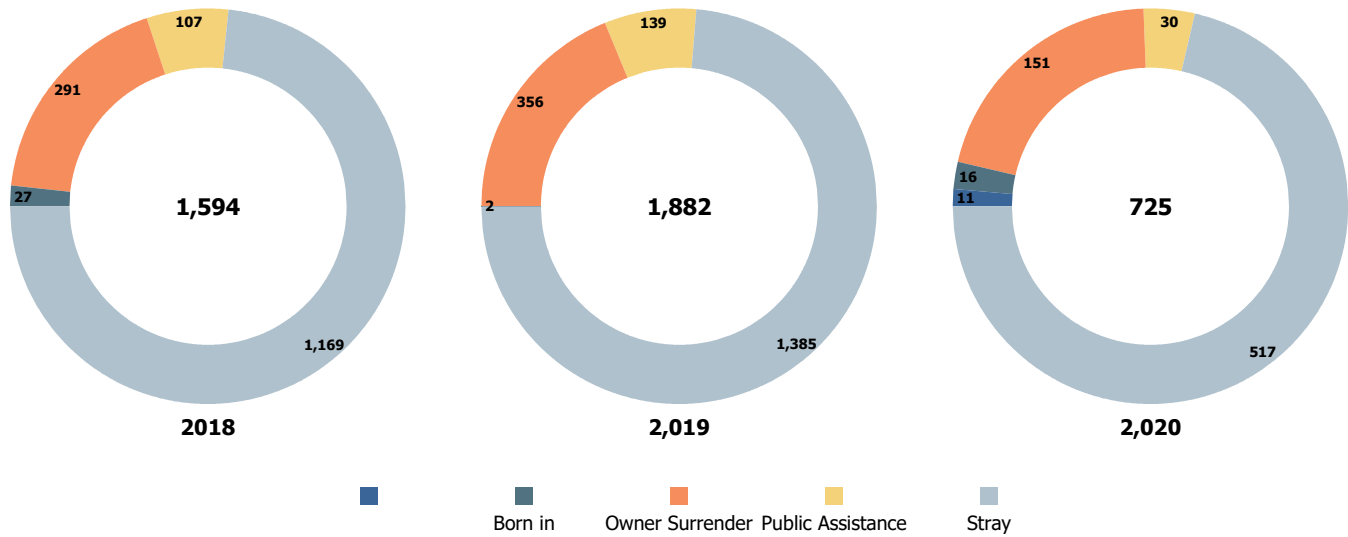


Austin Animal Center July 2018 to 2020 Intakes

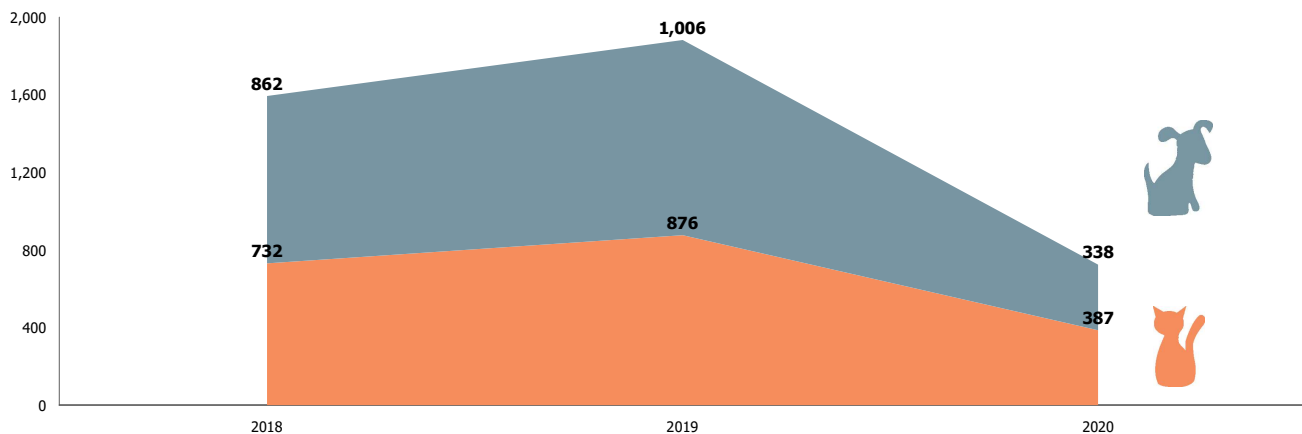


	2018			2019			2020		
	Cat	Dog	Total	Cat	Dog	Total	Cat	Dog	Total
	0	0	0	0	0	0	7	4	11
Born in	10	17	27	2	0	2	7	9	16
Owner Surrender	123	168	291	140	216	356	66	85	151
Public Assistance	21	86	107	5	134	139	6	24	30
Stray	578	591	1,169	729	656	1,385	301	216	517
Total	732	862	1,594	876	1,006	1,882	387	338	725

Yearly July Intakes by Intake Type



Yearly July Intakes by Animal Type

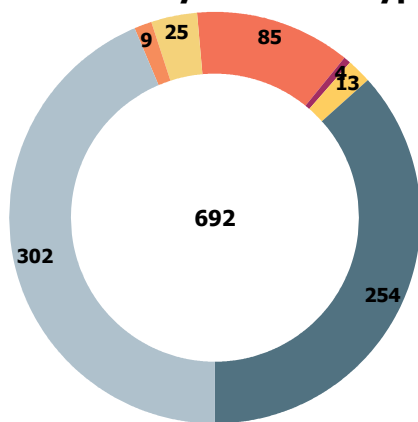


Austin Animal Center July 2020 Outcomes



	Neonatal	Kitten	Adult Cat	Neonatal	Puppy	Adult Dog	Total
Adoption	0	118	24	0	56	104	302
Deceased	0	1	4	0	1	3	9
Humane Euthanasia	4	3	9	2	2	5	25
RTO	0	0	10	0	12	63	85
Rto-Adopt	0	0	2	0	0	2	4
Shelter Neuter Return	0	0	13	0	0	0	13
Transfer	65	73	20	12	31	53	254
Total	69	195	82	14	102	230	692

Outcomes by Outcome Type



Age Breakdown

Neonatal


under 6 weeks old

Kitten/Puppy

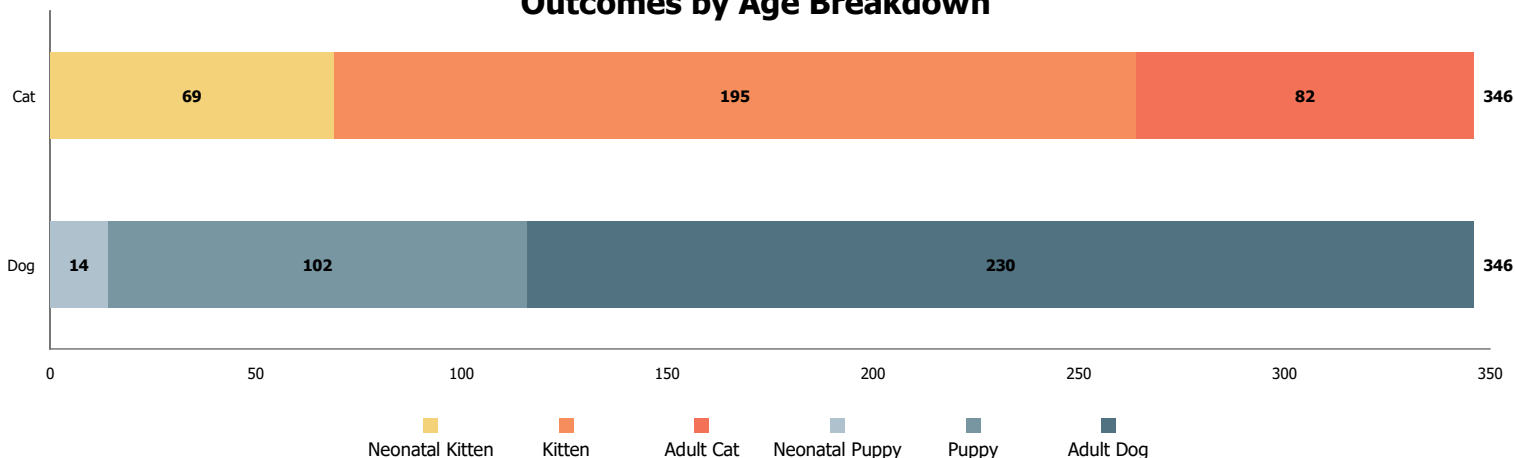
6 weeks to under 1 year old

Adult

at least 1 year old



Outcomes by Age Breakdown

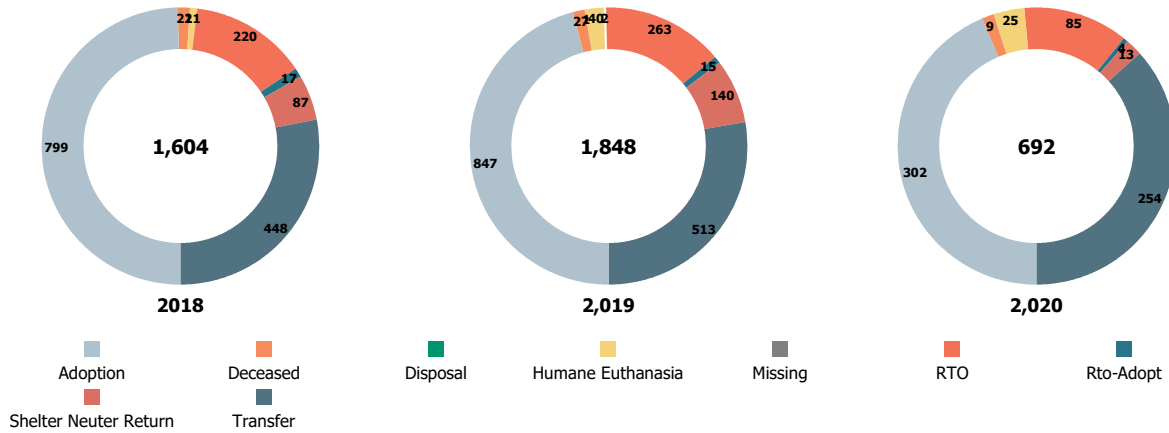


Austin Animal Center July 2018 to 2020 Outcomes

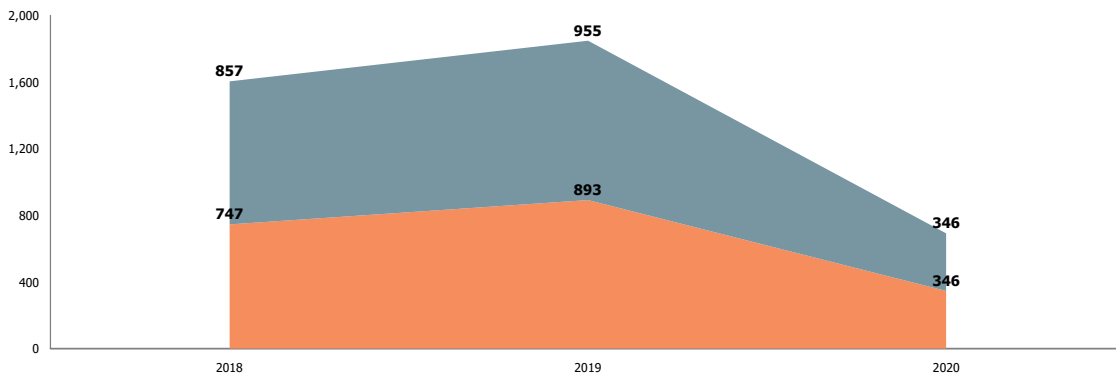


	2018			2019			2020		
	Cat	Dog	Total	Cat	Dog	Total	Cat	Dog	Total
Adoption	369	430	799	404	443	847	142	160	302
Deceased	13	9	22	23	4	27	5	4	9
Disposal	0	0	0	1	0	1	0	0	0
Humane Euthanasia	7	4	11	23	17	40	16	9	25
Missing	0	0	0	0	2	2	0	0	0
RTO	17	203	220	20	243	263	10	75	85
Rto-Adopt	5	12	17	0	15	15	2	2	4
Shelter Neuter Return	87	0	87	140	0	140	13	0	13
Transfer	249	199	448	282	231	513	158	96	254
Total	747	857	1,604	893	955	1,848	346	346	692

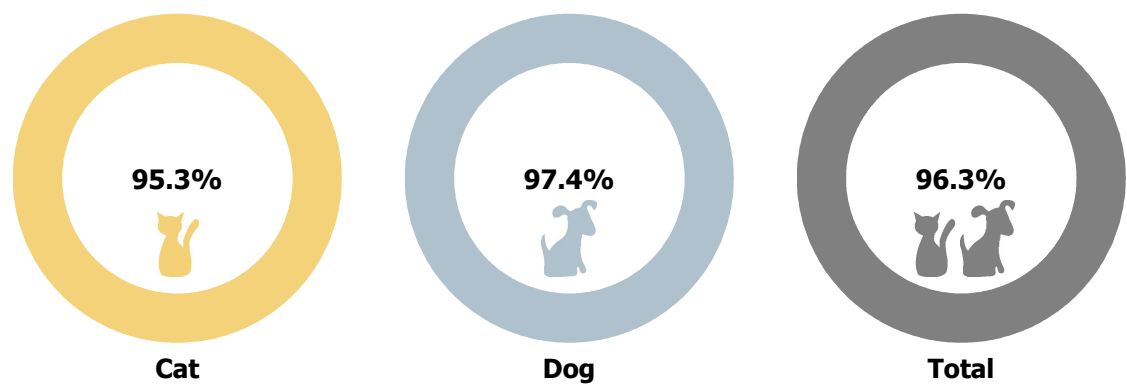
Yearly July Outcomes by Outcome Type



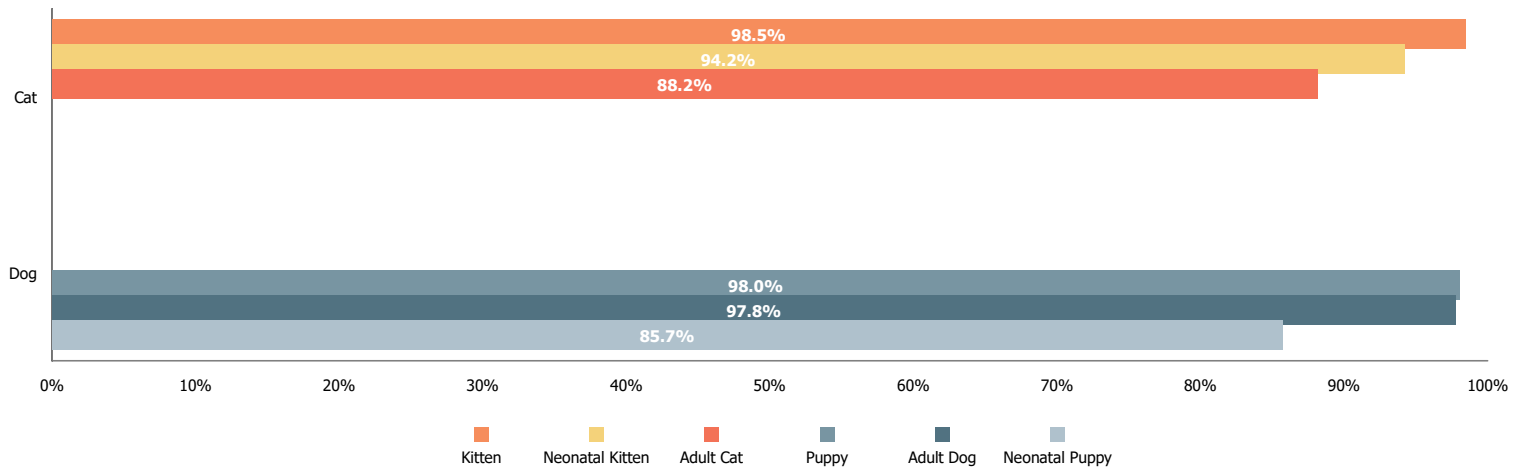
Yearly July Outcomes by Animal Type



Total Live Release Rates



Live Release Rates by Age Breakdown



Yearly July Live Release Rates Compared

