



# AUSTIN FIRE

Public Safety Commission November 2, 2020

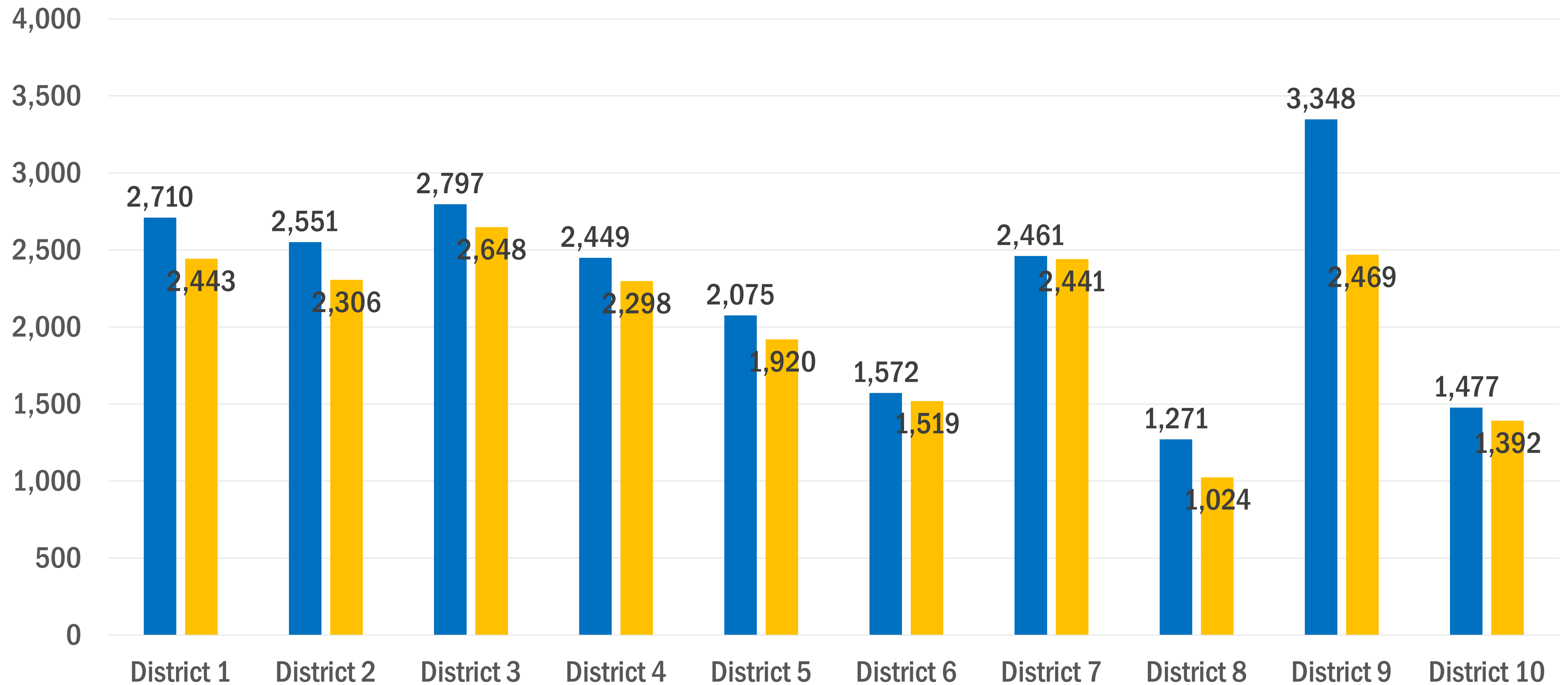
*Chief of Staff Rob Vires*





# Requests for Service FY2019 and FY 2020 – Q4 Comparison

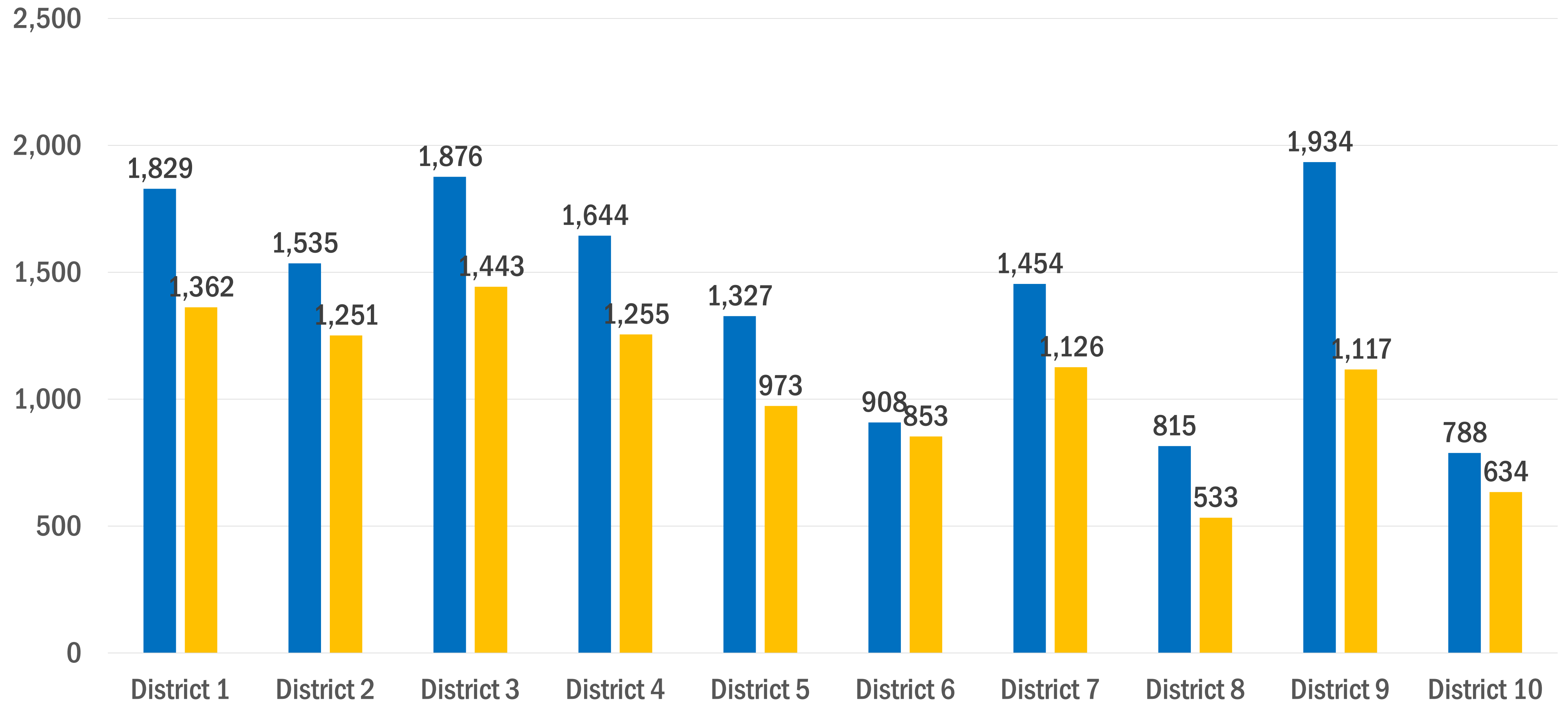
FY 2019 FY 2020



*Requests for service are all calls, regardless of priority.*

# Emergency Incidents FY2019 and FY 2020 – Q4 Comparison

■ FY 2019 ■ FY 2020



*Emergency Incidents are Code 3 priority responses.*



# OVERALL DATA TRENDS

Call volume has decreased by roughly 4% in a comparison of 4<sup>th</sup> quarter FY 2019 to FY 2020.

This can be attributed to the COVID-19 pandemic:

- Cancellation of large scale events
- Teleworking reduced traffic
- Limited capacity for shopping and dining

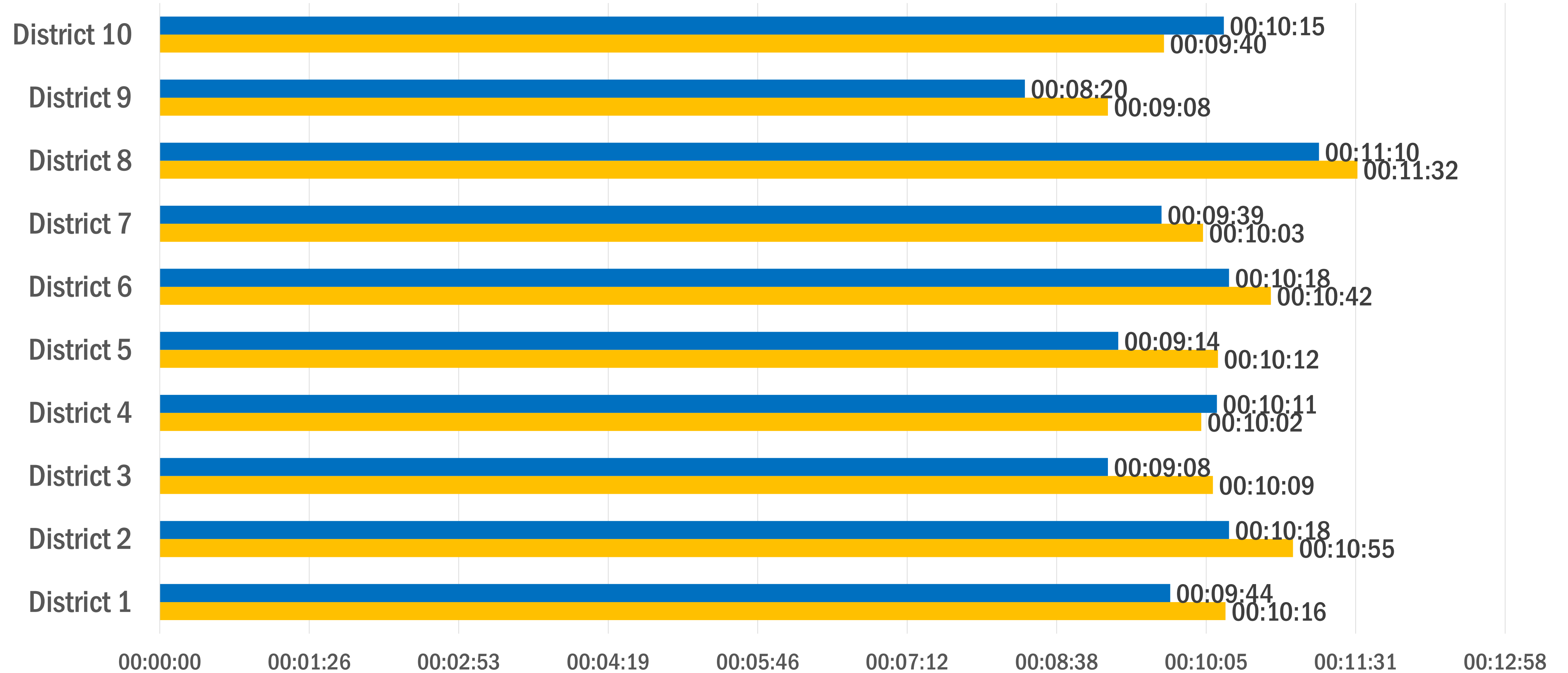




# Emergency Response Time *(hours: minutes: seconds)*

## FY2019 and FY2020 – Q4 Comparison

■ FY 2019 ■ FY 2020



*Emergency Incidents are Code 3 responses, to time when frontline unit arrives on scene.*





While call volume has decreased, response times have increased by roughly 20-30 seconds.

This can be attributed to:

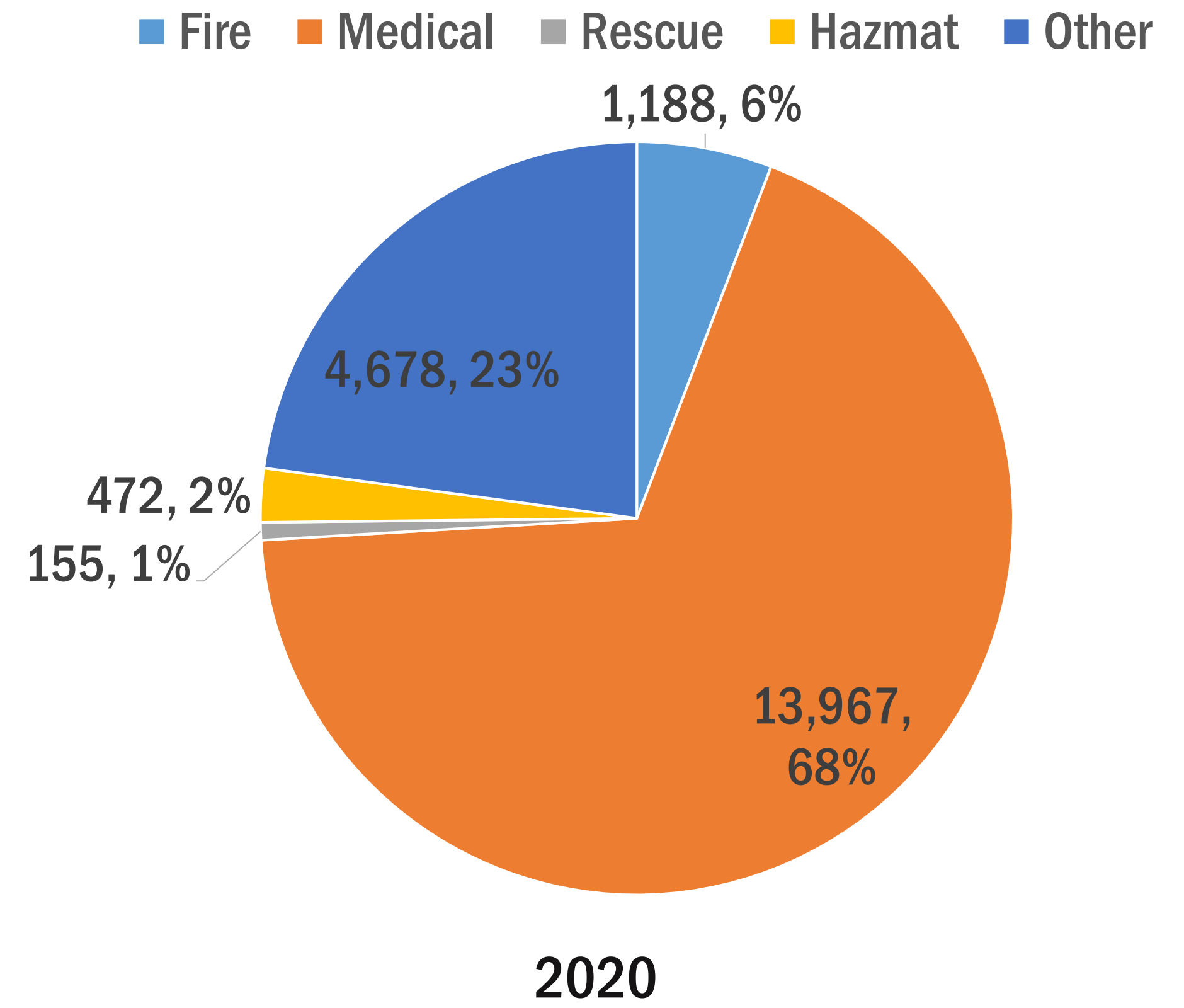
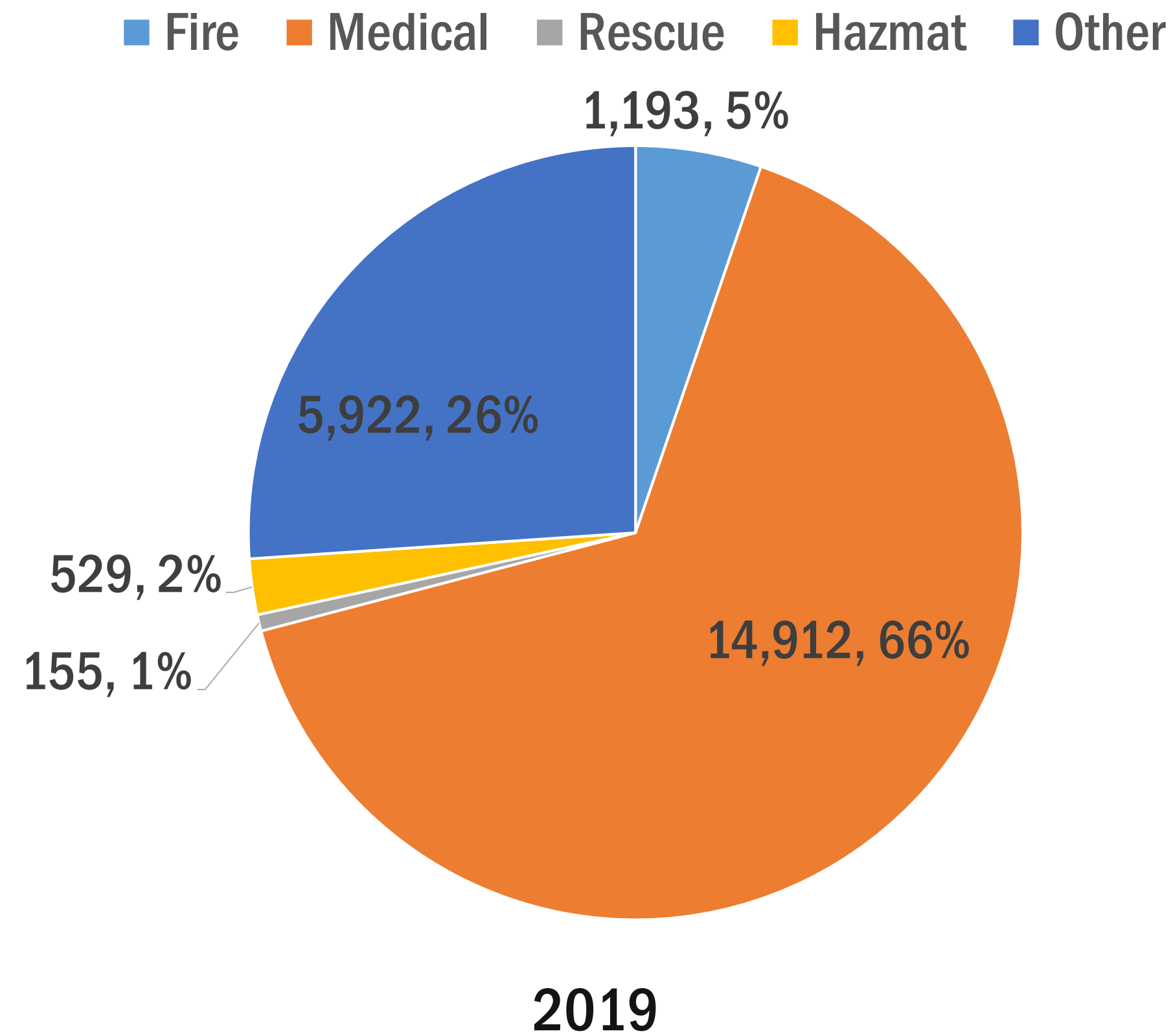
- Changes in medical response protocol when caller is identified as potential exposure to COVID-19/flu-like symptoms
- Airport Rescue and Firefighting (ARFF) station not responding to medical calls to reduce potential exposure of specially trained firefighters

## RESPONSE TIME DATA TRENDS





# REQUEST FOR SERVICE FY2019 and FY2020 - Q4 COMPARISON



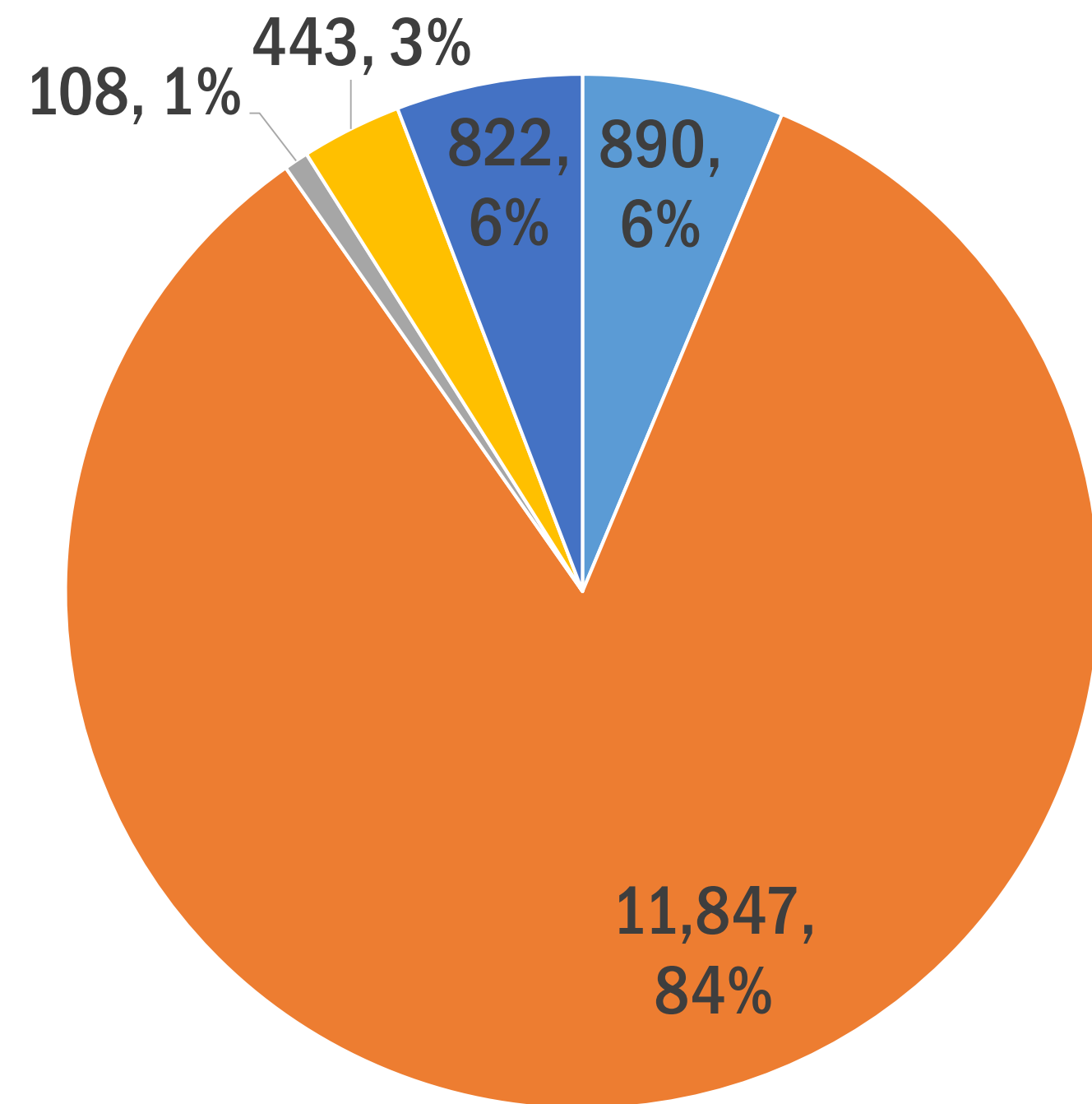
*Requests for service are all calls, regardless of priority.*



# EMERGENCY INCIDENTS

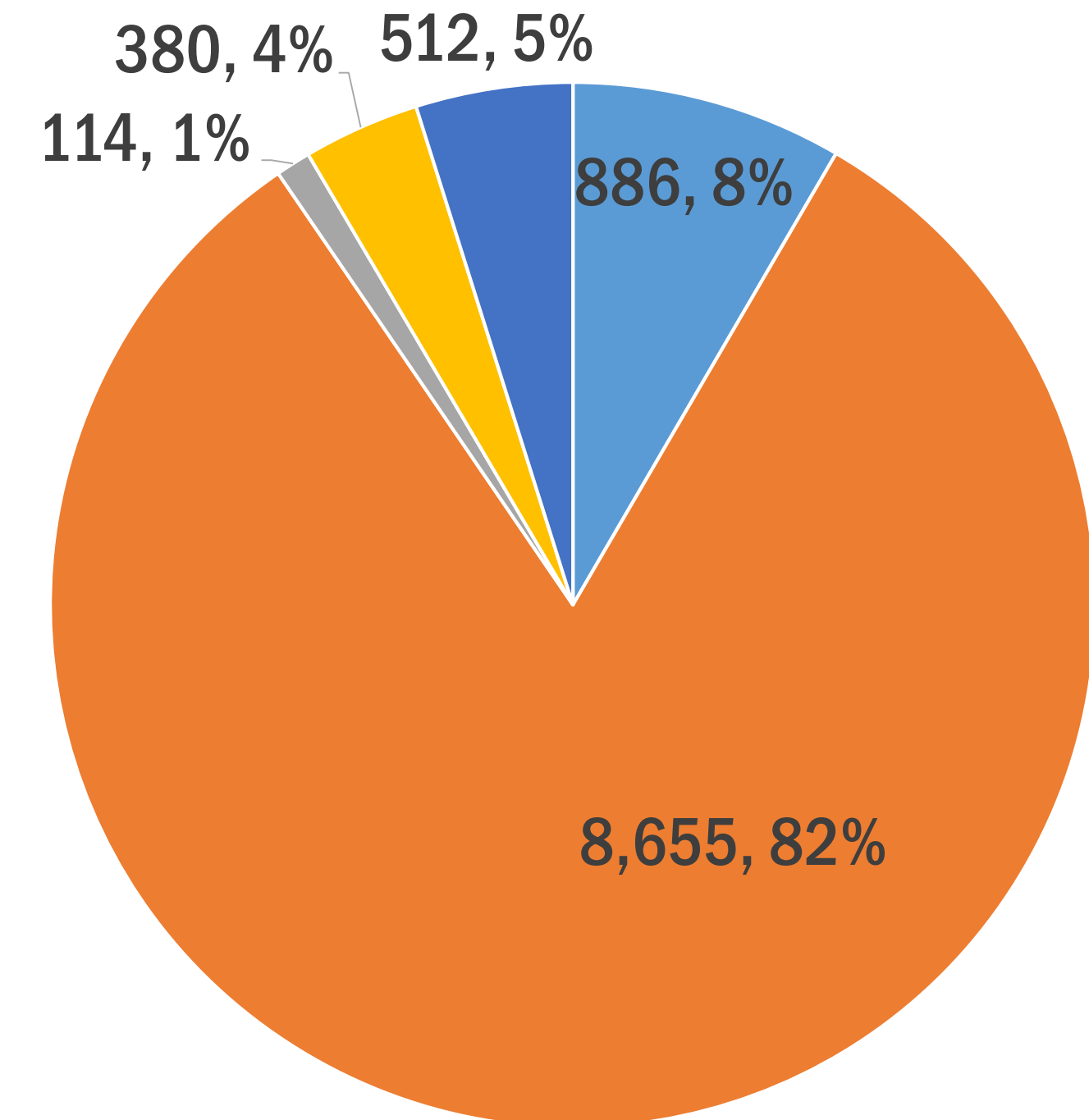
## FY2019 and FY2020 – Q4 COMPARISON

Fire Medical Rescue Hazmat Other



2019

Fire Medical Rescue Hazmat Other



2020



# FY 2019 AND FY 2020 FULL YEAR COMPARISON

Council Districts	Request for Service (FY 2019)	Request for Service (FY 2020)	Emergency Response Time (FY 2019) <i>(90 percentile, emergency incidents)</i>	Emergency Response Time (FY 2020) <i>(90 percentile, emergency incidents)</i>	Emergency Incidents (FY 2019) <i>(Code 3)</i>	Emergency Incidents (FY 2020) <i>(Code 3)</i>
District 1	10,631	10,248	00:09:33	00:09:50	7,063	6,171
District 2	9,644	9,237	00:10:08	00:10:27	5,893	5,382
District 3	10,174	10,598	00:09:00	00:09:48	6,769	6,199
District 4	9,193	9,116	00:09:40	00:09:44	6,082	5,345
District 5	8,177	7,925	00:09:32	00:09:41	5,268	4,491
District 6	5,952	5,599	00:09:58	00:10:25	3,409	3,138
District 7	9,330	9,319	00:09:50	00:10:03	5,368	4,809
District 8	4,898	4,571	00:10:51	00:10:51	2,937	2,520
District 9	12,555	10,628	00:08:08	00:08:33	6,996	5,362
District 10	6,054	5,603	00:09:39	00:10:13	3,284	2,779



# AUTOMATIC AID

In September 2019, City Council approved the negotiation and execution of an automatic aid agreement with Travis County Emergency Service Districts (ESDs), Williamson County ESDs, and the cities of Leander, Cedar Park, Round Rock, and Georgetown.

- Provides services that are mutually beneficial to the fire service agencies and residents in their respective jurisdictions
- Paves the way for dispatching of calls across jurisdictional lines
- Completion expected in early 2021
- Allows for dispatching of the closest resource to reduce response times





# Station 49

## NEW FIRE STATIONS

Station 49 (Onion Creek) opened in April 2019.

Since opening Station 49, this area has experienced a response time improvement of roughly 1 minute.

- 12 minutes from May to December 2018 to 11 minutes during same months in 2019
- 913 requests for service and 280 emergency responses





# Station 50 (Del Valle) opened in July 2020.

In August and September, within Station 50's territory, there have been 74 requests for service and 49 emergency responses.

While data for response times is still being gathered, the location of the new station improved the Insurance Services Office (ISO) rating for the Del Valle area from a 10 to a 1.



**NEW FIRE  
STATIONS**





# TRAVIS COUNTRY STATION UPDATE

June 2020 - Groundbreaking

August 2020 – Received building permit

September 2020 - Building pad for the foundation was complete and the contractor is working on site utilities.

As of September 2020, Travis Country is on schedule.







**VACANCIES AND CADET HIRING UPDATE**





# FY 2020 Q3 AND Q4 VACANCIES

Vacancies		FY 2020 Authorized Strength
Q3 (Apr-June) Ending Vacancies	90	1,220
Q4 (July-Sept) Ending Vacancies	64	

- Cadet class 128 graduated in April/May with 33 New firefighters
- Class 128 was split into two graduations
- Cadet class 129 graduated in July with 31 New firefighters
- AFD added 16 vacancies in July for new positions at Station 50



# CADET HIRING PROCESS

- Class 130 began Oct. 26 with 23 cadets
- Currently processing 111 applicants from 2019 hiring process
- Class 131 is tentatively scheduled to begin in April 2021 with 42 Cadets.
- Exploring additional options for Class 132.







**THANK YOU**

Questions?