

Regular Meeting of the Airport Advisory Commission

December 8, 2020

Airport Advisory Commission to be held December 8, 2020 with Social Distancing Modifications

Public comment will be allowed via telephone; no in-person input will be allowed. **All speakers must register in advance** (12/07/2020 by noon). All public comment will occur at the beginning of the meeting.

To speak remotely at the December 8, 2020 **Airport Advisory Commission Meeting**, residents must:

- Call or email the board liaison at **(512) 530-6605** or **ammie.calderon2@austintexas.gov** no later than noon, (the day before the meeting). The information required is the speaker name, item number(s) they wish to speak on, whether they are for/against/neutral, and a telephone number or email address.
- Once a request to speak has been called in or emailed to the board liaison, residents will receive either an email or phone call providing the telephone number to call on the day of the scheduled meeting.
- Speakers must call in at least 15 minutes prior to meeting start in order to speak, late callers will not be accepted and will not be able to speak.
- Speakers will be placed in a queue until their time to speak.
- Handouts or other information may be emailed to **ammie.calderon2@austintexas.gov** by Noon the day before the scheduled meeting. This information will be provided to Board and Commission members in advance of the meeting.
- If this meeting is broadcast live, residents may watch the meeting here:
<http://www.austintexas.gov/page/watch-atxn-live>

Reunión del Airport Advisory Commission (December 8, 2020)

La junta se llevará con modificaciones de distanciamiento social
Se permitirán comentarios públicos por teléfono; no se permitirá ninguna entrada en persona.
Todos los oradores deben registrarse con anticipación (12/7/2020 antes del mediodía). Todos los comentarios públicos se producirán al comienzo de la reunión.

Para hablar de forma remota en la reunión, los residentes deben:

- Llame o envíe un correo electrónico al enlace de la junta en **(512) 530-6605** or **ammie.calderon2@austintexas.gov** a más tardar al mediodía (el día antes de la reunión). La

información requerida es el nombre del orador, los números de artículo sobre los que desean hablar, si están a favor / en contra / neutrales, y un número de teléfono o dirección de correo electrónico.

- Una vez que se haya llamado o enviado por correo electrónico una solicitud para hablar al enlace de la junta, los residentes recibirán un correo electrónico o una llamada telefónica con el número de teléfono para llamar el día de la reunión programada.
- Los oradores deben llamar al menos 15 minutos antes del inicio de la reunión para poder hablar, no se aceptarán personas que llamen tarde y no podrán hablar.
- Los oradores se colocarán en una fila hasta que llegue el momento de hablar.
- Los folletos u otra información pueden enviarse por correo electrónico a **ammie.calderon2@austintexas.gov** antes del mediodía del día anterior a la reunión programada. Esta información se proporcionará a los miembros de la Junta y la Comisión antes de la reunión.
- Si esta reunión se transmite en vivo, los residentes pueden ver la reunión aquí: **<http://www.austintexas.gov/page/watch-atxn-live>**



**AIRPORT ADVISORY COMMISSION MEETING
DECEMBER 8, 2020 5:30 PM
VIA VIDEOCONFERENCING**

CURRENT BOARD MEMBERS:

Eugene Sepulveda, Chair	Ernest Saulmon
Scott Madole, Vice-Chair	Brian Stoller
Vicky Sepulveda, Secretary	Billy Owens
Wendy Price Todd	Frank Maldonado
Michael Watry	Jeremy Hendricks
	Jonathan Coon

AGENDA

CALL TO ORDER

CITIZEN COMMUNICATION: GENERAL

The first three (3) speakers who register to speak no later than noon the day before the meeting will be allowed a three-minute allotment to address their concerns regarding items not posted on the agenda.

1. APPROVAL OF MINUTES

November 10, 2020 - Meeting

2. DEPARTMENT OF AVIATION WRITTEN STAFF BRIEFINGS

- a) Chief Executive Officer's Report
(Prepared by Jacqueline Yaft, Chief Executive Officer)
- b) AUS October, 2020 Financial Results
(Prepared by Rajeev Thomas, Deputy Chief – Finance)
- c) AUS Air Service Update
(Prepared by Jamy Kazanoff, Air Service Development)

3. ACTION ITEMS

- a) Discuss and approve the establishment of the Airport Advisory Commission finance working group, the participating Board members, and delegating defined matter(s) for consideration and recommendation, pursuant to Section 2-1-2 of the City Code.

4. FOR RECOMMENDATION

No Items

5. DEPARTMENT OF AVIATION VERBAL BRIEFINGS

- a) AUS Passenger Satisfaction Survey Results
(Presented by Mandy McClendon – Program Manager, Public Information)
- b) Fiscal Year 2021 Forecast and Budget Update
(Presented by Rajeev Thomas – Deputy Chief, Finance)
- c) Terminal Concessions Program Update
(Presented by Mookie Patel – Chief, Business & Finance)

6. NEW BUSINESS

- a) Review of Commission Recommendations and Actions to discuss with appointing City Council Member
- b) Future Agenda Items
- c) Next scheduled meeting January 12, 2021 5:30 PM.

ADJOURNMENT

The City of Austin is committed to compliance with the Americans with Disabilities Act. Reasonable modifications and equal access to communications will be provided upon request. Meeting locations are planned with wheelchair access. If requiring Sign Language Interpreters or alternative formats, please give notice at least 2 days before the meeting date. Please call Ammie Calderon, Aviation Department, at (512) 530-6605 for additional information; TTY users route through Relay Texas at 711.

For more information on the Airport Advisory Commission, please contact Tracy Thompson at (512) 530-5023.



AIRPORT ADVISORY COMMISSION

ITEM 1. APPROVAL OF MINUTES

NOVEMBER 10, 2020 - MEETING





**AIRPORT ADVISORY COMMISSION
REGULAR MEETING MINUTES
TUESDAY, NOVEMBER 10, 2020**

The Airport Advisory Commission convened in a Virtual Regular Meeting on Tuesday, November 10, 2020.

CALL TO ORDER

Eugene Sepulveda, Chair called the Commission Meeting to order at 5:32 p.m.

Commission Members in Attendance:

Eugene Sepulveda – Chair	Billy Owens
Scott Madole – Vice-Chair	Wendy Price Todd
Vicky Sepulveda - Secretary	Jeremy Hendricks
Michael Watry	Jonathan Coon
Ernest Saulmon	Brian Stoller

Commission Members Absent:

Frank Maldonado

Aviation Staff in Attendance:

Tracy Thompson	Brian Long
Ammie Calderon	Jamy Kazanoff
Rajeev Thomas	

CITIZENS COMMUNICATIONS:

None

1. APPROVAL OF MINUTES

- a) The minutes from the meeting of September 28, 2020 were approved on Commission Member Hendricks' motion, Commission Member Saulmon seconds on a vote. Motion passed on passed on a 9-0-0-2 vote. Commission Members Stoller, and Maldonado were absent at this vote.

2. DEPARTMENT OF AVIATION STAFF WRITTEN BRIEFINGS

- a) Chief Executive Officer's Report
(Prepared by Jacqueline Yaft, Chief Executive Officer)
- b) AUS September 2020 Financial Results
(Prepared by Rajeev Thomas, Deputy Chief – Finance)
- c) AUS Air Service Update
(Prepared by Jamy Kazanoff, Air Service Development)

3. ACTION ITEMS

- a) Discuss and approve a Regular Meeting Schedule for the Airport Advisory Commission for calendar year 2021.

Meetings will be held virtually until such time as the City Clerk notifies the Department of Aviation that in-person meetings are authorized. The month following such notification, meetings will cease to be virtual and will be held in-person at Austin- Bergstrom International Airport, at 2716 Spirit of Texas Drive, Room No. 174-A, Austin, Texas.

(Note: Once in-person meetings are authorized, the Airport Advisory Commission Meeting start time is subject to change as approved by the Airport Advisory Commission.)

A motion to approve was made by Commission Member Hendricks' motion, Commission Member Watry seconds on a vote. Motion passed on a 9-0-0-2 vote. Commission Members Stoller, and Maldonado were absent at this vote.

- b) Discuss and approve the establishment of the Airport Advisory Commission working group, the participating Board members, and delegating defined matter(s) for consideration and recommendation, pursuant to Section 2-1-2 of the City Code.

A motion to approve was made by Commission Member E. Sepulveda's motion, Commission Member Saulmon seconds on a vote. Motion passed on a 9-0-0-2 vote. Commission Members Stoller, and Maldonado were absent at this vote.

- c) Discuss and approve revisions to the Airport Advisory Commission Bylaws.

A motion to approve was made by Commission Member Madole's motion, Commission Member Saulmon seconds on a vote. Motion passed on a 9-0-0-2 vote. Commission Members Stoller, and Maldonado were absent at this vote.

4. FOR RECOMMENDATION

No Items

5. DEPARTMENT OF AVIATION VERBAL BRIEFINGS

- a) Fiscal Year 2020 Year End Financial Recap
(Presented by Rajeev Thomas – Deputy Chief, Finance)
Commission Member V. Sepulveda requested an update on open and closed concessionaires since March 2020.
- b) Hilton Hotel Update
(Presented by Tracy Thompson – Chief, Admin. & External Affairs and Rajeev Thomas, Deputy Chief – Finance)

6. NEW BUSINESS

- a) Review of Commission Recommendations and Actions to discuss with appointing City Council Member
- b) Future Agenda Items

The following items were presented for consideration; Update on the Food and Beverage Program, Update on the South Terminal Program, Update on the Airport Environmental Program, Update on Fiscal Year 2021 Financial Forecast, Update on COVID impacts on Airport Operations

- c) Next scheduled meeting December 8, 2020 at 5:30 p.m.

ADJOURNMENT

Eugene Sepulveda, Chair adjourned the meeting at 7:09 p.m.

The City of Austin is committed to compliance with the Americans with Disabilities Act. Reasonable modifications and equal access to communications will be provided upon request. Meeting locations are planned with wheelchair access. If requiring Sign Language Interpreters or alternative formats, please give notice at least 2 days before the meeting date. Please call Ammie Calderon, Aviation Department, at (512) 530-6605 for additional information; TTY users route through Relay Texas at 711.

For more information on the Airport Advisory Commission, please contact Tracy Thompson at (512) 530-5023.



**AIRPORT ADVISORY COMMISSION MEETING
5:30 PM
VIA VIDEOCONFERENCE**

2021 MEETING DATES

January 12, 2021

February 9, 2021

March 9, 2021

April 13, 2021

May 11, 2021

June 8, 2021

July 13, 2021

August 10, 2021

September 14, 2021

October 12, 2021

November 9, 2021

December 14, 2021



AIRPORT ADVISORY COMMISSION

ITEM 2. DEPARTMENT OF AVIATION WRITTEN STAFF BRIEFINGS

- a) Chief Executive Officer's Report
(Prepared by Jacqueline Yaft, Chief Executive Officer)





MEMORANDUM

TO: Chair Eugene Sepulveda and Airport Advisory Commissioners

FROM: Jacqueline Yaft, Chief Executive Officer, Department of

Aviation DATE: December 8, 2020

SUBJECT: Austin-Bergstrom International Airport (AUS) Update

To keep Airport Advisory Commission members apprised of updates from the Department of Aviation, we intend to share monthly updates with you. Please accept the following the memo as the latest update from Aviation staff. We thank you for your continued support, especially as AUS navigates the challenges we face due to the pandemic.

Austin-Bergstrom International Airport remains as committed to the health and safety of passengers and employees as ever and we continue to implement health and safety protocols and make operational changes as we adapt to the pandemic. We look forward to providing you with regular updates of our operations.

Update on Thanksgiving travel

Around the Thanksgiving holiday, AUS saw some of its busiest days since the pandemic began. The Sunday following Thanksgiving saw the largest passenger volume since March 15, with 12,248 passengers going through our TSA checkpoints. The weekend prior to Thanksgiving saw multiple consecutive days of over 10,000 passengers for the first time since March. In addition to Sunday, November 29th, several of the days surrounding the Thanksgiving holiday were in the top five busiest we've seen since the pandemic severely cut back our passenger traffic.

Of course, this increased demand around the holidays is not only a positive signal toward passenger confidence, but it also provides a much-needed boost to our non-aeronautical sources of revenue, such as concessions and parking. In fact, the AUS Blue Garage reached its full capacity on the November 27th. We anticipate that holiday travel will once again increase around the Christmas holiday.

While this increase in travel is certainly positive for the airport, we continue to work with our partners, including Austin Public Health, to educate passengers about how to travel responsibly. No matter how many passengers come through our doors—whether 500 or 12,000—we take the same precautions daily to provide a safe, positive experience for our customers.

AUS Travel Safely Survey Results

Throughout September and October 2020, AUS conducted a survey to collect feedback from passengers who have traveled through AUS since the start of the COVID-19 pandemic. Over 790 responses were received from online surveys and in-person surveys. Survey responses indicate high levels of passenger confidence in AUS's efforts to ensure a healthy and safe environment. Over 95% of respondents agreed that AUS is taking the necessary precautions to ensure the health and safety of passengers while nearly 80% indicated they feel that air travel is safe.

The leading factors that respondents cited for feeling safe and confident in AUS were the cleanliness of AUS facilities, mask wearing by fellow passengers and staff and physical distancing between others. Over half of the respondents indicated they had plans to fly before the end of the year. The findings of this survey have been used to develop a social media campaign and other public-facing communication pieces and will be used to evaluate opportunities to provide additional services to passengers.

COVID-19 Financial Impact

The FY21 revised revenue outlook based on lower passenger forecast has been finalized. The FY21 revised expense forecast was also finalized with \$5.4M reduction in expenses versus FY21 budget. The expense reduction measures that are currently in place will continue for the foreseeable future until passenger activity shows signs of a significant uptrend. Overtime, travel and training, office supplies, consulting, contracts and other discretionary items remain at a reduced level. All divisions did well managing and controlling expenses in FY20, and have been asked to continue to do so in FY21.

Air Service

The Department has issued Airport Use and Lease Agreement Amendments to all of the current Signatory Airlines providing the extension of the initial term of the agreement to align with the expiration of the FY21 budget year. This short extension was required to reflect the agreement with the Signatory Airlines that the Agreement expiration would be extended as a result of the nine-gate expansion to the Barbara Jordan

Terminal.

The amendment future allows for an additional extension of the agreement by one year to expire 9/30/22. This additional extension would allow the Airport and Airlines to finalize the terms to be included in a new use and lease agreement for a stated, longer term. Should both parties need additional time to develop a new use and lease agreement or economic conditions still prevent the Signatory Airlines from signing long term agreements, then the Executive Director has the sole discretion to extend the existing agreement through 9/30/23.

Both the City and the Signatory Airlines worked in cooperation to agree to the terms of the extension. As of this date, Southwest Airlines has executed the amendment document, and we have no reason to believe any other Signatory Airline will reject the terms at this time.

Airport Concessions

As passenger traffic continues to increase and state and local governments continue to modify guidelines for restaurant and retail business operations, AUS concessionaires are adjusting their hours of operations and are continuing to reopen some previously suspended venues based on actual and projected traffic flows and gate re-openings. Select concessions had limited availability on Thanksgiving Day. We continue to provide passengers with updated concession offerings and availability through AUS social media platforms, website and external newsletter.

Airport Planning, Environmental and Maintenance

AUS and Austin Energy continue to partner on the development of the solar panel array located on the top level of the Blue Garage. Construction and installation of over 6,500 solar panel modules has completed, and the top level of the garage has now opened, making over 620 parking spaces available for use. We anticipate the panels will be operational and will start to supply power to Austin Energy's Community Solar program in January 2021.

Current Airport Construction & Airport Expansion Program

The East runway is now scheduled to reopen in early to mid-December, pending any unforeseen delays. All aircraft traffic will take off and land on the reopened runway as work begins on the West runway. The East runway will reopen as 17L-35R. The runways will both debut their new names at the same time upon completion and the reopening of the West runway. West runway construction is anticipated to last six months.

Operations

The AUS Safety Ambassador program was launched during the Thanksgiving holiday travel time. From November 18 through December 2, Department of Aviation staff who are not involved in daily terminal operational duties canvassed the terminal to remind passengers of following proper mask and physical distancing policies.

ABIA Parking continues to offer special discounted rates for the Red and Blue Garages while Economy Parking and valet services are temporarily suspended. Tram service between the Blue Garage, rideshare/taxi pick-up and drop-off and the Barbara Jordan Terminal has resumed and will operate through the holidays until early January. Physical distancing measures are in place and passengers must wear masks while on the tram.

The AUS Live and Instrumental music series has been postponed and will resume at a later date as all live music performances have been canceled in accordance with the Stage 4 risk-based guidelines from Austin Public Health.

Status of Airport Advisory Commission Amended Bylaws

The City Clerk's Office indicated that the amended Bylaws for the AAC is not on the agenda for the next meeting of the Audit and Finance Committee for review and approval, but is slated to be on the agenda for the following meeting. Airport staff will provide updates as to the progress for the City Council approval as information is received.

For up to date information on the Airport, please continue to check our website at www.austintexas.gov/airport. Please stay healthy and strong.



AIRPORT ADVISORY COMMISSION

ITEM 2. DEPARTMENT OF AVIATION WRITTEN STAFF BRIEFINGS

b) AUS October, 2020 Financial Results
(Prepared by Rajeev Thomas, Deputy Chief – Finance)





MEMORANDUM

TO: Airport Advisory Commissioners

FROM: Rajeev Thomas, Deputy Chief - Finance, Aviation Department

DATE: December 1, 2020

SUBJECT: Austin-Bergstrom International Airport (AUS) Update

COVID-19 Financial Impact and October 2020 Financial Results

October's passenger numbers were low compared to prior year, due to world-wide government restrictions on travel and virus resurgence across the country. AUS experienced a passenger decline of 67.7% in October compared to last year. October's daily enplaned passengers averaged 8.1k, while October 2019 averaged 25.1k.

Please find attached the October 2020 financial results for AUS. As you will see, October 2020 enplanements were 67.66% lower, or 526,573, below October 2019. Cargo volume increased 29.6% versus October 2019 due to five full months of Amazon service. Excluding mail and belly freight, cargo volume is up 48.0% over prior year October. Prior year cargo volume included Formula 1 cargo, and cargo volume excluding mail and belly freight has been trending upwards for the past five months

Operating revenues decreased 37.5% over the prior year month or (\$6.3M). Year to Date revenues are 1.9% lower or (\$0.2M) below budget. The lower revenues were driven by lower landing weights (down 55%) as well as less parking and ground transportation services provided. Lower revenues are also a result of lower food, beverage, and retail concessions as well as rental car revenues and other rentals and fees.

We remain vigilant on maximizing operational efficiencies and streamlining our budgets. Accordingly, October's aviation related operating expenses were \$0.4M

favorable to the budget YTD, and 6.4% or \$0.6M lower than prior YTD. The City of Austin allocated costs were in line with the airport's budget and debt service costs were as forecasted. Overall, October 2020 net income was (\$3.6M) versus \$2.7M for October 2019. YTD net income is (\$3.6M) and (\$6.3M) lower than prior year due to lower revenue (\$6.3M). Net income October YTD is \$0.2M higher than budgeted. The Airport received \$3.7M in Cares Act reimbursement funds for debt service in October; which is not reflected in the numbers above.

Attachments:

October 2020 - AAC Financial Report

CITY OF AUSTIN
AUSTIN-BERGSTROM INTERNATIONAL AIRPORT
Airport Operating Fund 5070
Income Statement - For Internal Use Only
Fiscal Year to Date for 1 Month(s) ended October 31, 2020

	FY 2021	Budget	FY 2021	CYE	Year to Date	Y-T-D to Budget		Y-T-D to CYE	
	Amended Budget	Seasonalized 1 month(s)	CYE	Seasonalized 1 month(s)	w/ Accruals	Variance Fav (Unfav)	% Variance Fav (Unfav)	Variance Fav (Unfav)	% Variance Fav (Unfav)
REVENUE									
AIRLINE REVENUE									
Landing Fees	16,720,000	1,485,205	17,426,753	1,444,258	1,443,769	(41,436)	(2.8%)	(489)	(0.0%)
Terminal Rental & Other Fees	37,697,000	3,173,314	43,679,223	3,830,177	3,817,304	643,990	20.3%	(12,873)	(0.3%)
TOTAL AIRLINE REVENUE	54,417,000	4,658,519	61,105,976	5,274,435	5,261,072	602,554	12.9%	(13,362)	(0.3%)
NON-AIRLINE REVENUE									
Parking	21,107,271	1,848,394	18,337,134	1,257,283	1,292,799	(555,595)	(30.1%)	35,515	2.8%
Ground Transportation for Hire	4,487,041	403,945	2,019,053	134,270	162,154	(241,791)	(59.9%)	27,883	20.8%
Rental Cars	11,069,553	1,036,217	11,026,850	918,904	945,110	(91,107)	(8.8%)	26,206	2.9%
Food & Beverage	11,467,350	941,641	11,553,113	962,759	898,497	(43,144)	(4.6%)	(64,262)	(6.7%)
Retail	5,215,748	467,634	5,215,748	434,646	506,176	38,542	8.2%	71,530	16.5%
Advertising	1,750,000	149,121	1,897,783	158,149	162,321	13,201	8.9%	4,173	2.6%
Other Concessions, Rentals & Fees	14,598,015	1,032,037	14,812,320	1,159,074	1,186,445	154,408	15.0%	27,370	2.4%
TOTAL NON-AIRLINE REVENUE	69,694,978	5,878,988	64,862,001	5,025,086	5,153,502	(725,487)	(12.3%)	128,416	2.6%
Interest Income	1,208,114	100,676	318,429	26,536	23,130	(77,546)	(77.0%)	(3,405)	(12.8%)
TOTAL REVENUE	125,320,092	10,638,183	126,286,406	10,326,056	10,437,704	(200,479)	(1.9%)	111,648	1.1%
OPERATING REQUIREMENTS									
Fac Mgmt, Ops and Airport Security	59,744,143	5,812,356	57,964,074	5,622,211	5,387,476	424,881	7.3%	234,735	4.2%
Airport Planning and Development	5,391,192	558,511	5,303,206	548,367	434,187	124,324	22.3%	114,180	20.8%
Support Services	25,641,391	2,561,015	25,759,382	2,551,423	3,053,141	(492,127)	(19.2%)	(501,718)	(19.7%)
Business Services	8,046,651	659,692	4,329,647	370,042	320,096	339,596	51.5%	49,946	13.5%
TOTAL OPERATING EXPENSES	98,823,377	9,591,575	93,356,309	9,092,043	9,194,900	396,675	4.1%	(102,857)	(1.1%)
Debt Service									
GO Debt Service Fund	507	42	507	42	42	0	0.0%	0	0.0%
2013 Prosperity Bank Loan	5,412,895	450,678	5,412,895	450,678	450,678	0	0.0%	0	0.0%
2014 Bond Issuance	7,077,844	589,557	7,077,844	589,557	589,557	0	0.0%	0	0.0%
2017 Bond Issuance	10,034,715	836,226	10,034,715	836,226	836,226	0	0.0%	0	0.0%
2019 Refunding Bonds	15,470,348	1,366,154	15,459,157	1,365,147	1,364,846	1,308	0.1%	302	0.0%
2019 New Money	8,471,750	474,021	8,471,751	474,021	474,021	0	0.0%	0	0.0%
TOTAL Net Debt Service	46,468,059	3,716,679	46,456,869	3,715,672	3,715,371	1,308	0.0%	302	0.0%
OTHER REQUIREMENTS									
Workers' Compensation	435,740	36,312	435,740	36,312	36,312	(0)	(0.0%)	(0)	(0.0%)
Citywide Administrative Support	6,328,330	527,361	6,328,330	527,361	527,361	0	0.0%	0	0.0%
Communications & Technology Mgmt	1,879,259	156,605	1,879,259	156,605	156,605	(0)	(0.0%)	(0)	(0.0%)
Accrued Payroll	166,126	13,844	166,126	13,844	13,844	0	0.0%	0	0.0%
Additional Retirement Contribution	350,754	29,230	350,754	29,230	29,230	0	0.0%	0	0.0%
CTECC	307,939	25,662	307,939	25,662	25,662	(0)	(0.0%)	(0)	(0.0%)
Trunked Radio Allocation	301,150	25,096	301,150	25,096	25,096	(0)	(0.0%)	(0)	(0.0%)
Public Works Capital Projects Mgmt Fund	3,793,554	316,130	3,793,554	316,130	316,130	0	0.0%	0	0.0%
TOTAL OTHER REQUIREMENTS	13,562,852	1,130,238	13,562,852	1,130,238	1,130,239	(1)	(0.0%)	(1)	(0.0%)
TOTAL REQUIREMENTS	158,854,288	14,438,491	153,376,030	13,937,953	14,040,509	397,982	2.8%	(102,556)	(0.7%)
EXCESS (DEFICIT) OF TOTAL AVAILABLE FUNDS OVER TOTAL REQUIREMENTS									
	(33,534,196)	(3,800,308)	(27,089,624)	(3,611,897)	(3,602,805)	197,503	(5.2%)	9,092	(0.3%)
CARES Act Reimbursement (Parking)									
CARES Act Reimbursement (Debt Service)	0	0	0	0	0	0	N/A	0	N/A
TOTAL CARES ACT REIMBURSEMENT	(30,950,446)	(2,579,204)	(30,950,446)	(2,579,204)	(3,715,328)	1,136,124	(44.0%)	1,136,124	(44.0%)
EXCESS (DEFICIT) OF TOTAL AFTER CARES ACT	(2,583,750)	(1,221,104)	3,860,822	(1,032,693)	112,523	1,333,627	(109.2%)	1,145,216	(110.9%)

Note: Columns may not add to totals shown because of rounding

ENPLANEMENTS	Passengers	% Inc/(Dec)
October, 2020 (Month over Month)	251,734	-67.66%
October, 2020 - Year-to-Date	251,734	-67.66%

**CITY OF AUSTIN
AUSTIN-BERGSTROM INTERNATIONAL AIRPORT
INCOME STATEMENT COMPARISON THIS YEAR VS. LAST YEAR**

**This month - This Year vs. Last Year
FY21 (Oct 20) vs FY20 (Oct 19)**

**Fiscal YTD - This Year vs. Last Year
FY21 (Oct 20 - Oct 20) vs FY20 (Oct 19 - Oct 19)**

	FY21 Oct-20	FY20 Oct-19	Fav (Unfav) \$ Variance	Fav (Unfav) % Variance	FY21 YTD Oct-20	FY20 YTD Oct-19	Fav (Unfav) \$ Variance	Fav (Unfav) % Variance
Airline Revenue								
Landing Fees	1,443,769	3,072,429	(1,628,660)	(53.0%)	1,443,769	3,072,429	(1,628,660)	(53.0%)
Terminal Rental & Other Fees	3,817,304	4,349,241	(531,938)	(12.2%)	3,817,304	4,349,241	(531,938)	(12.2%)
Total Airline Revenue	5,261,072	7,421,670	(2,160,597)	(29.1%)	5,261,072	7,421,670	(2,160,597)	(29.1%)
Non-Airline Revenue								
Parking	1,259,119	3,799,182	(2,540,064)	(66.9%)	1,259,119	3,799,182	(2,540,064)	(66.9%)
Ground Transportation for Hire	162,154	667,041	(504,887)	(75.7%)	162,154	667,041	(504,887)	(75.7%)
Rental Cars	945,110	1,429,559	(484,449)	(33.9%)	945,110	1,429,559	(484,449)	(33.9%)
Food & Beverage	898,497	1,094,916	(196,419)	(17.9%)	898,497	1,094,916	(196,419)	(17.9%)
Retail	506,176	491,081	15,095	3.1%	506,176	491,081	15,095	3.1%
Advertising	162,321	265,805	(103,484)	(38.9%)	162,321	265,805	(103,484)	(38.9%)
Other Concessions, Rentals & Fees	1,220,125	1,400,866	(180,742)	(12.9%)	1,220,125	1,400,866	(180,742)	(12.9%)
Total Non-Airline Revenue	5,153,502	9,148,450	(3,994,948)	(43.7%)	5,153,502	9,148,450	(3,994,948)	(43.7%)
Interest Income	23,130	129,013	(105,882)	(82.1%)	23,130	129,013	(105,882)	(82.1%)
Total Operating Revenue	10,437,704	16,699,133	(6,261,428)	(37.5%)	10,437,704	16,699,133	(6,261,428)	(37.5%)
Operating Requirements								
Fac Mgmt, Ops and Airport Security	5,387,476	5,956,672	569,197	9.6%	5,387,476	5,956,672	569,197	9.6%
Airport Planning and Development	434,187	467,712	33,524	7.2%	434,187	467,712	33,524	7.2%
Support Services	3,053,141	2,252,636	(800,505)	(35.5%)	3,053,141	2,252,636	(800,505)	(35.5%)
Business Services	320,096	1,147,650	827,554	72.1%	320,096	1,147,650	827,554	72.1%
Total Operating Expense	9,194,900	9,824,670	629,770	6.4%	9,194,900	9,824,670	629,770	6.4%
Debt Service								
GO Debt Service Fund	42	0	(42)	N/A	42	0	(42)	N/A
2013 Prosperity Bank Loan	450,678	451,300	622	0.1%	450,678	451,300	622	0.1%
2014 Bond Issuance	589,557	589,623	66	0.0%	589,557	589,623	66	0.0%
2017 Bond Issuance	836,226	788,116	(48,110)	(6.1%)	836,226	788,116	(48,110)	(6.1%)
2019 Refunding Bonds	1,364,846	892,266	(472,580)	(53.0%)	1,364,846	892,266	(472,580)	(53.0%)
2019 New Money	474,021	165,650	(308,371)	(186.2%)	474,021	165,650	(308,371)	(186.2%)
Total Debt Service	3,715,371	2,886,955	(828,415)	(28.7%)	3,715,371	2,886,955	(828,415)	(28.7%)
Other Requirements								
Workers' Compensation	36,312	38,282	1,970	5.1%	36,312	38,282	1,970	5.1%
Citywide Administrative Support	527,361	479,138	(48,223)	(10.1%)	527,361	479,138	(48,223)	(10.1%)
Communications & Technology Mgmt	156,605	151,494	(5,111)	(3.4%)	156,605	151,494	(5,111)	(3.4%)
Accrued Payroll	13,844	29,543	15,699	53.1%	13,844	29,543	15,699	53.1%
Additional Retirement Contribution	29,230	0	(29,230)	N/A	29,230	0	(29,230)	N/A
Operating Reserve	0	283,342	283,342	100.0%	0	283,342	283,342	100.0%
CTECC	25,662	17,126	(8,536)	(49.8%)	25,662	17,126	(8,536)	(49.8%)
Trunked Radio Allocation	25,096	26,436	1,340	5.1%	25,096	26,436	1,340	5.1%
Public Works Capital Projects Mgmt Fund	316,130	283,281	(32,849)	(11.6%)	316,130	283,281	(32,849)	(11.6%)
Total Other Requirements	1,130,239	1,308,641	178,403	13.6%	1,130,239	1,308,641	178,403	13.6%
Total Requirements	14,040,509	14,020,266	(20,243)	(0.1%)	14,040,509	14,020,266	(20,243)	(0.1%)
SURPLUS (DEFICIT) OF TOTAL AVAILABLE FUNDS OVER TOTAL REQUIREMENTS								
	(3,602,805)	2,678,866	(6,281,671)	(234.5%)	(3,602,805)	2,678,866	(6,281,671)	(234.5%)
CARES Act Reimbursement (Parking)								
	0	0	0	N/A	0	0	0	N/A
CARES Act Reimbursement (Debt Service)								
	(3,715,328)	0	3,715,328	N/A	(3,715,328)	0	3,715,328	N/A
Total CARES Act	(3,715,328)	0	3,715,328	N/A	(3,715,328)	0	3,715,328	N/A
TOTAL SURPLUS (DEFICIT) AFTER CARES ACT	112,523	2,678,866	(2,566,343)	(95.8%)	\$ 112,523	\$ 2,678,866	\$ (2,566,343)	(95.8%)

Note: Columns may not add to totals shown because of rounding



AIRPORT ADVISORY COMMISSION

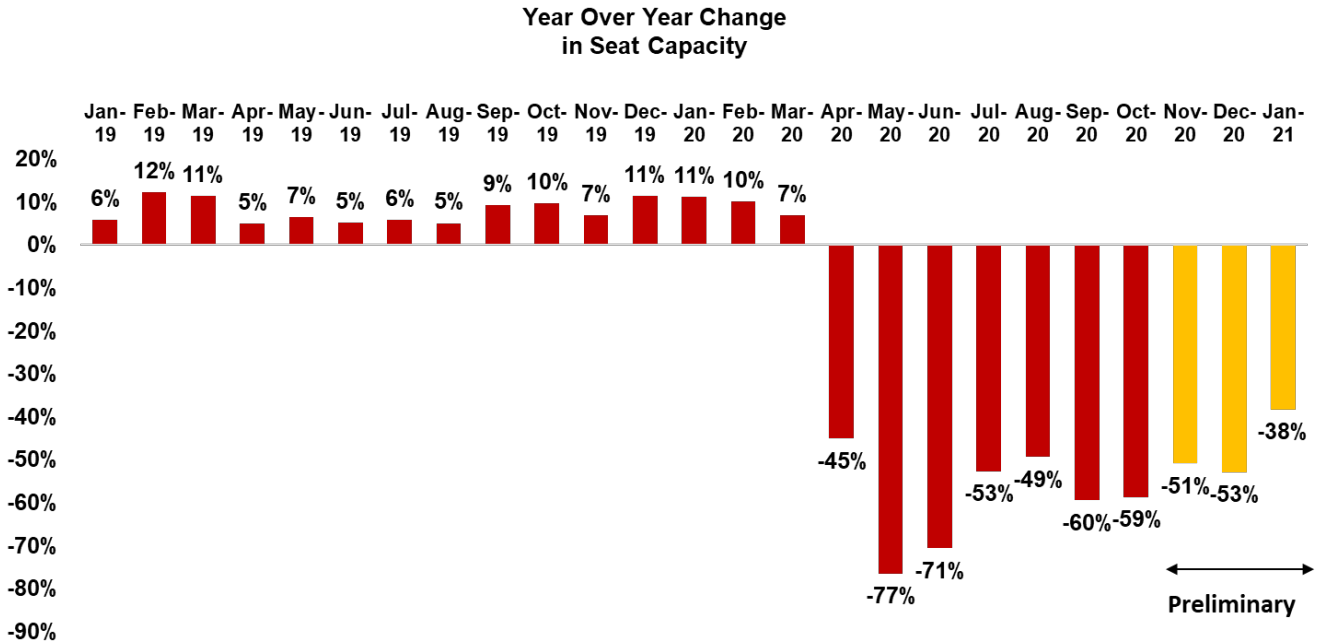
ITEM 2. DEPARTMENT OF AVIATION WRITTEN STAFF BRIEFINGS

c) AUS Air Service Update
(Prepared by Jamy Kazanoff, Air Service Development)



December 2020 Air Service Snapshot

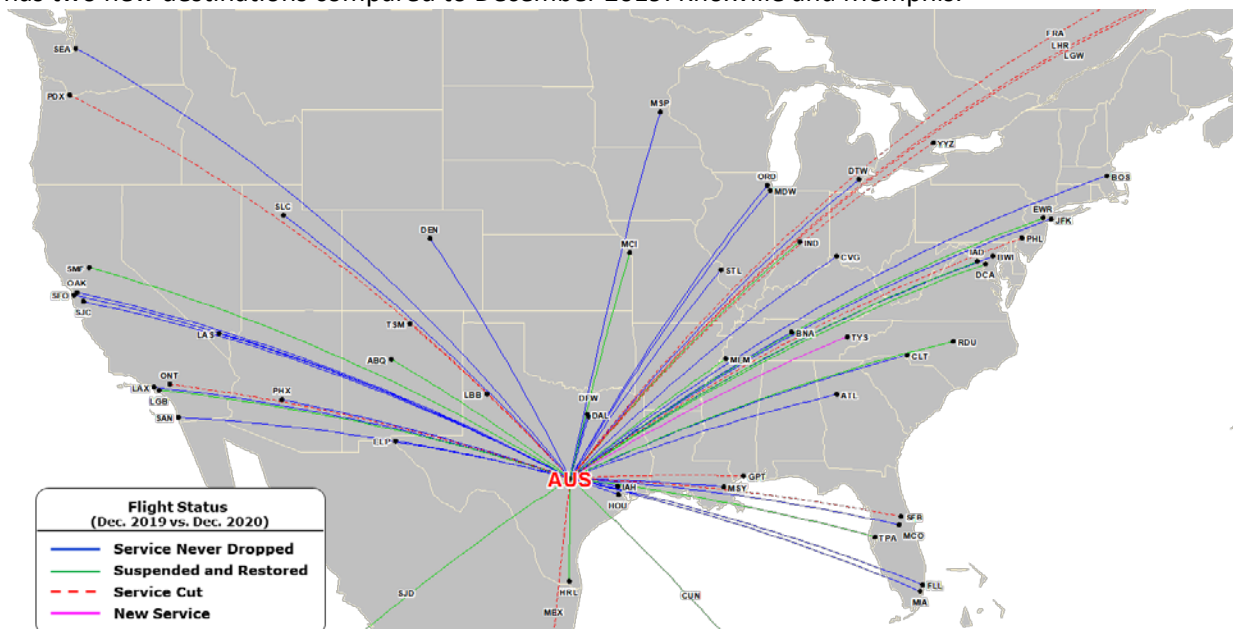
After years of record growth, AUS was affected by carrier capacity (seats) cuts due to COVID-19. All carriers significantly reduced capacity at all U.S. airports in Spring 2020. Since then, carriers have slowly reinstated some capacity. The chart below shows the peak of capacity cuts: in May 2020, AUS monthly seat capacity was down 77% compared to May 2019. Year-over-year (YOY) capacity recovered slightly during the summer but since then has plateaued at down 50% to 60%. January 2021 schedules have not been adjusted downward by all carriers yet. Carriers will increase capacity about 9% in the second half of December compared earlier in the month for the holidays.



The map provides a summary of service changes at AUS between December 2019 and December 2020. All AUS's international destinations were suspended due to border closures or sharp drops in demand. Cancun and San Jose del Cabo have since been reinstated. Nine domestic markets were suspended during the spring lockdown and have been restored. Remaining domestic service suspensions include the following categories:

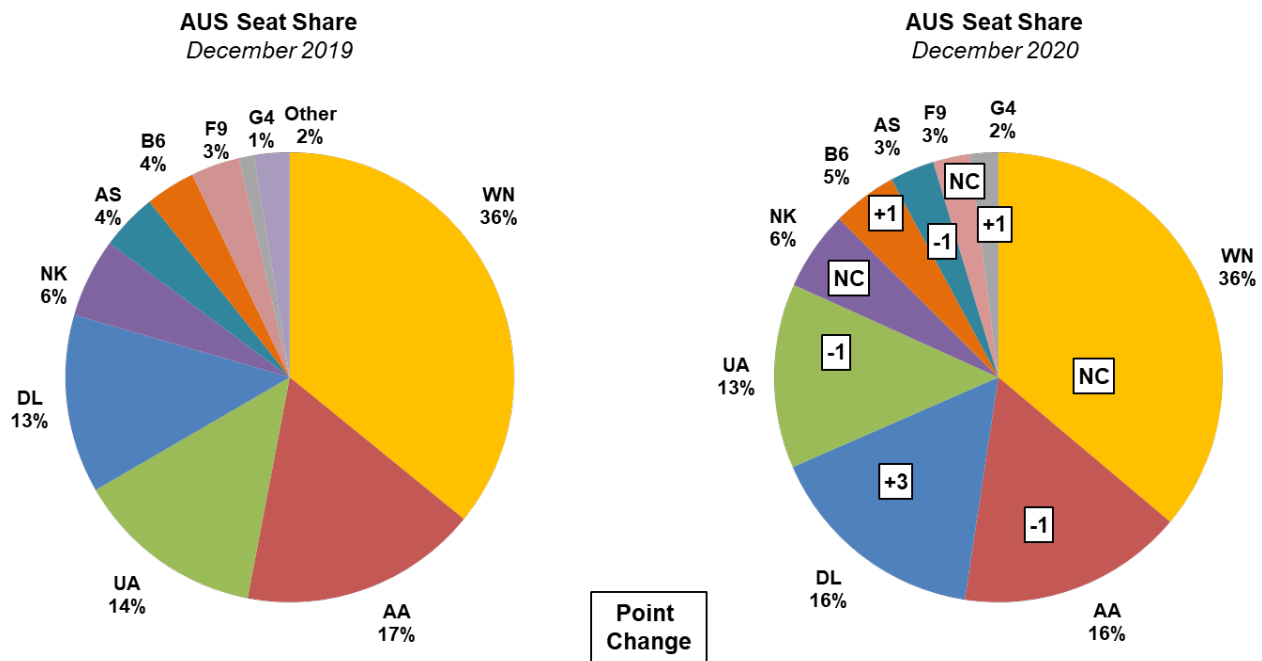
- Larger airports to which service is expected to be reinstated eventually (Philadelphia, Portland)
- Possible longer-term suspensions to secondary airports (Ontario in the L.A. Basin, Sanford in Orlando)
- Possibly permanent suspensions (Lubbock, Taos)

Allegiant has two new destinations compared to December 2019: Knoxville and Memphis.



Low cost and legacy carriers have similar December YOY results: low cost carrier seat capacity is down 52%, with legacy seat capacity down 54%. Frontier has the largest capacity decrease of the low cost carriers, down 64%, followed by Southwest and Spirit, each down 53% compared to December 2019. Of the legacy carriers, Alaska cut the most capacity, down 63% YOY. American and United are both down about 55%, and Delta is down 41%.

AUS capacity market shares by airline in December 2020 are very similar to December 2019.



- WN- Southwest
- AA- American
- DL-Delta
- UA-United
- NK-Spirit
- B6- JetBlue
- AS-Alaska
- F9- Frontier
- G4- Allegiant

NC means no change

12/1/2020 Jamy Kazanoff



AIRPORT ADVISORY COMMISSION

ITEM 5. DEPARTMENT OF AVIATION VERBAL STAFF BRIEFINGS

- a) AUS Passenger Satisfaction Survey Results
(Prepared by Mandy McClendon, Program Manager, Public Information)



AUS Travel Safely Survey

Summary of Passenger Feedback



Throughout September 2020 and October 2020, Austin-Bergstrom International Airport conducted the AUS Travel Safely survey to collect feedback from passengers who have traveled through AUS since the start of the COVID-19 pandemic. This report summarizes input received from both the online survey and paper surveys that were provided to passengers in the terminal. Over 790 responses were received and analyzed to evaluate opportunities to help AUS create a new kind of travel experience.

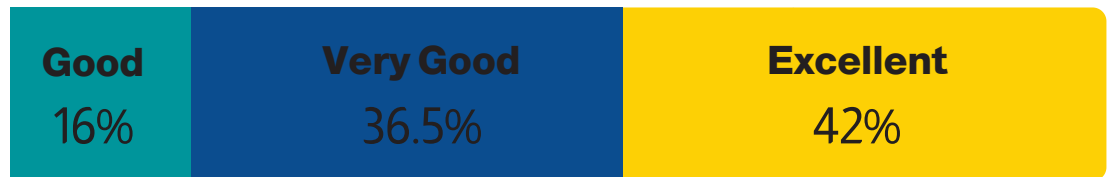
Disagree
4.9%



A majority of passengers **agree** that "AUS is taking the necessary precautions to help ensure my health and safety while in the airport."

Agree
95.1%

How would you rate your overall satisfaction with your last experience at AUS?



A majority of passengers had positive feedback about their overall satisfaction levels. 5.5% of passengers rated their satisfaction level as either fair or poor.

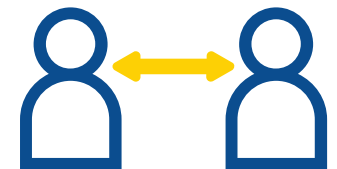
The top 3 factors that help passengers feel safe are:



Cleanliness of
AUS facilities



Passengers
and employees
wearing face masks



Physical distancing
by employees and
other passengers

AUS Travel Safely Survey

Summary of Passenger Feedback



According to passengers, the top health & safety features or protocols AUS should provide are:

Hand sanitizer stations



Hand sanitizer stations can be found at **every entrance and exit and throughout the terminal**, before and after security.

Clean restrooms



Our **restrooms are cleaned every 90 minutes** and deep-cleaned every night.

Frequent cleaning of high touch areas



We have **increased** how often we clean high-touch areas throughout the day.

An on-call disinfectant team is available around the clock for decontamination and deep-cleaning when necessary.

Air filtration systems



We use robust air ventilation and filtering through our HVAC system to reduce virus transmission.

There is a **constant supply of fresh, outdoor air** and up to **7 air changes per hour** to filter and refresh indoor air.

79%

of all respondents said they **feel that flying is safe** after traveling.

More than 50% of respondents who were concerned about flying before their trip felt that flying is safe after they traveled.

52%

of all respondents said they plan to **fly again** before the end of the year.



AIRPORT ADVISORY COMMISSION

ITEM 5. DEPARTMENT OF AVIATION VERBAL STAFF BRIEFINGS

b) Fiscal Year 2021 Forecast and Budget Update
(Presented by Rajeev Thomas – Deputy Chief, Finance)



AUS

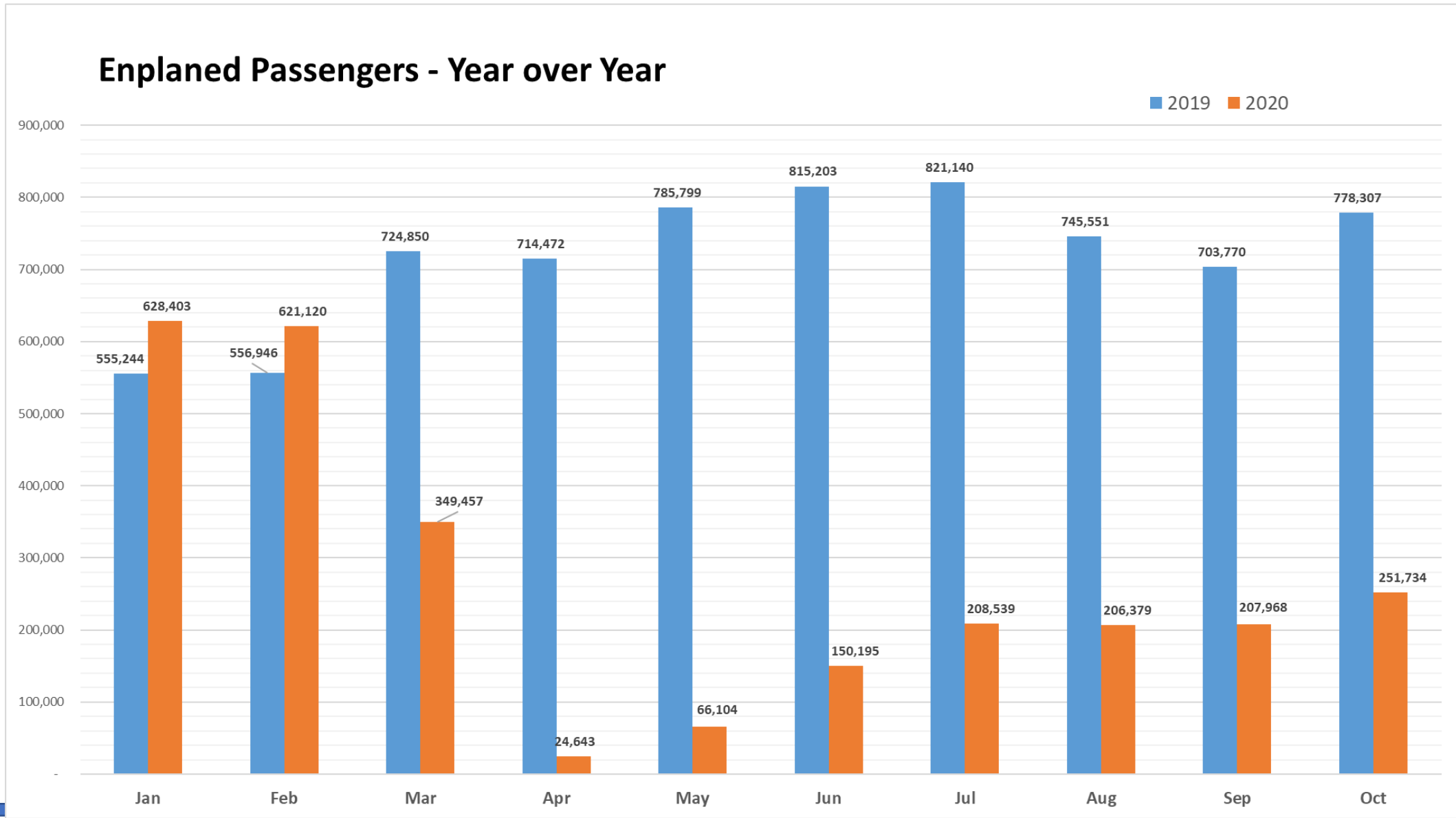
Fiscal Year 2021 Outlook



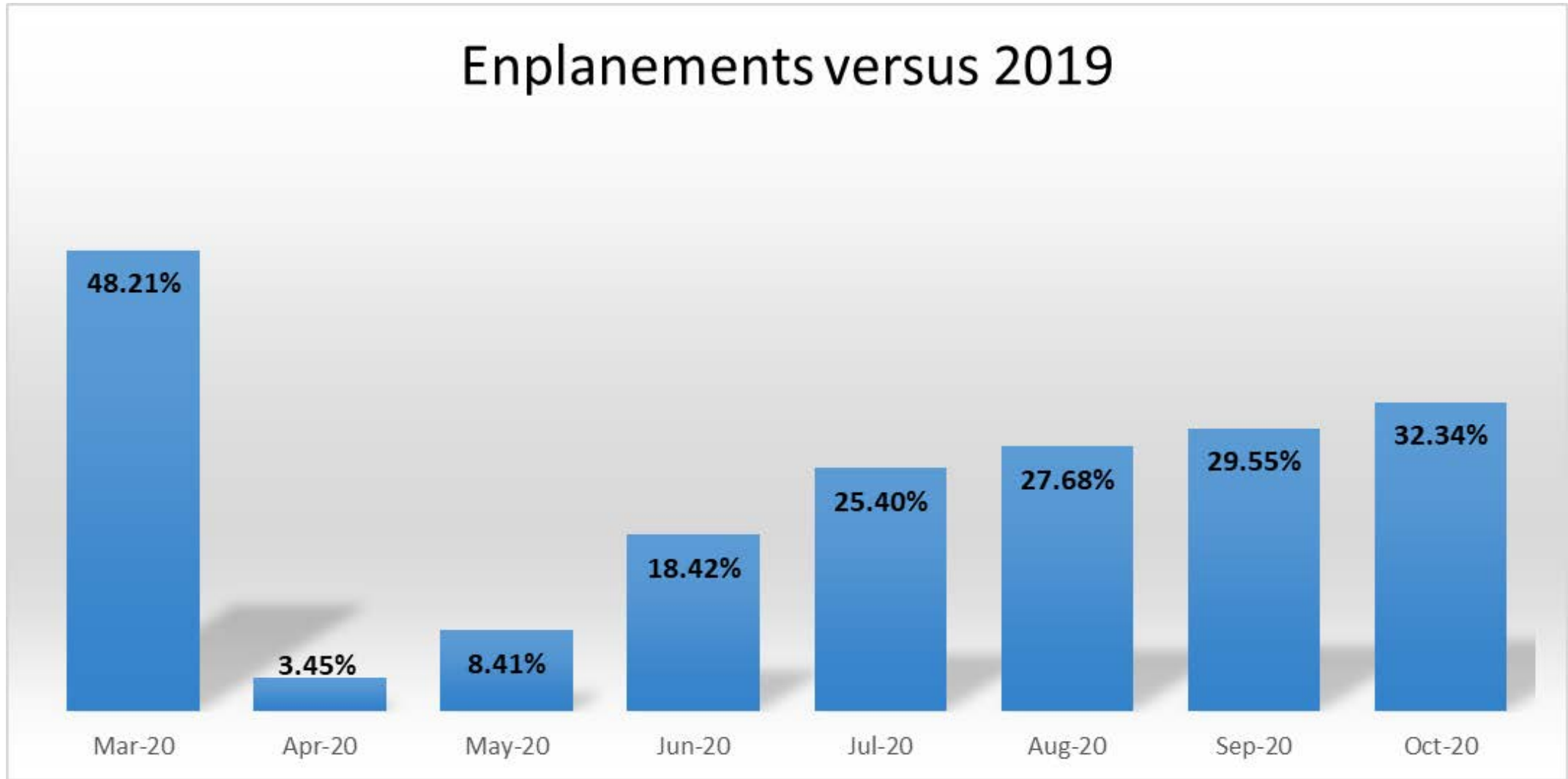
Austin-Bergstrom
International Airport



CY20 Passenger Trend

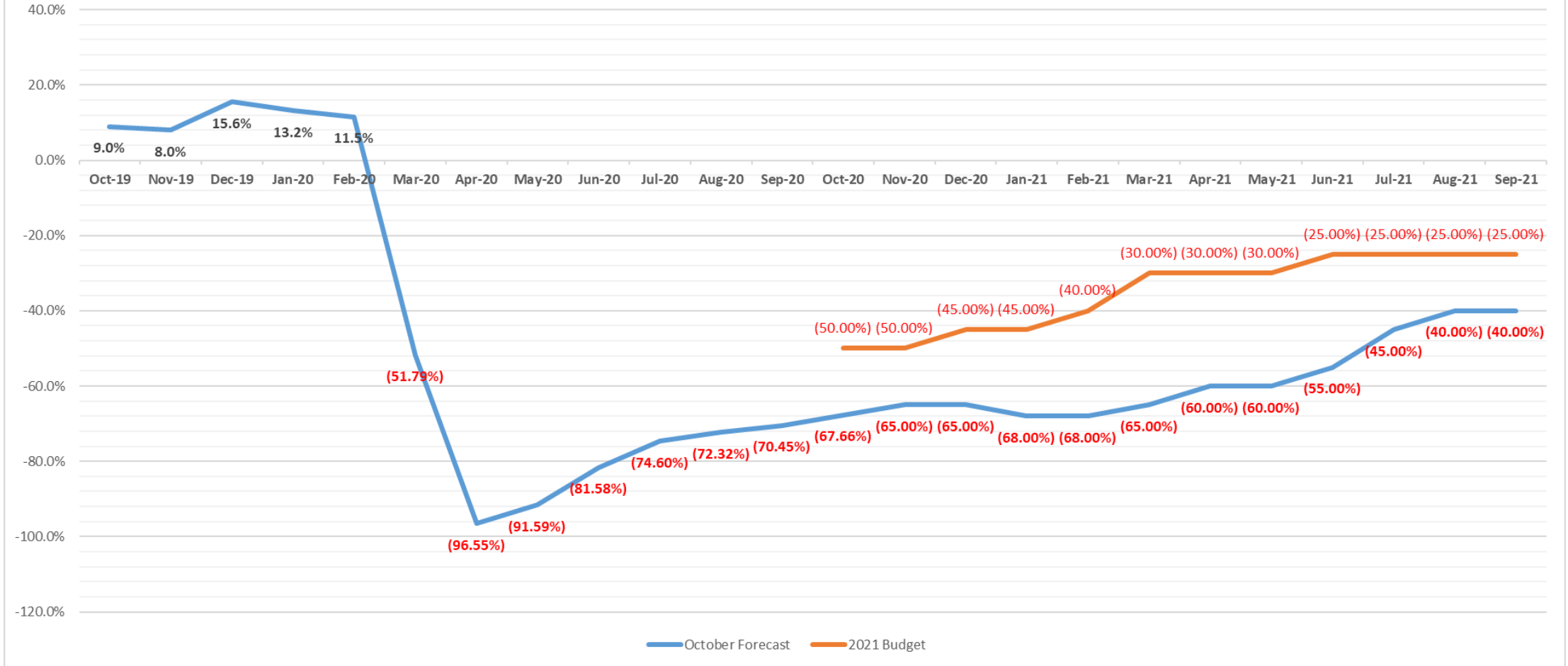


CY20 Passenger Trend

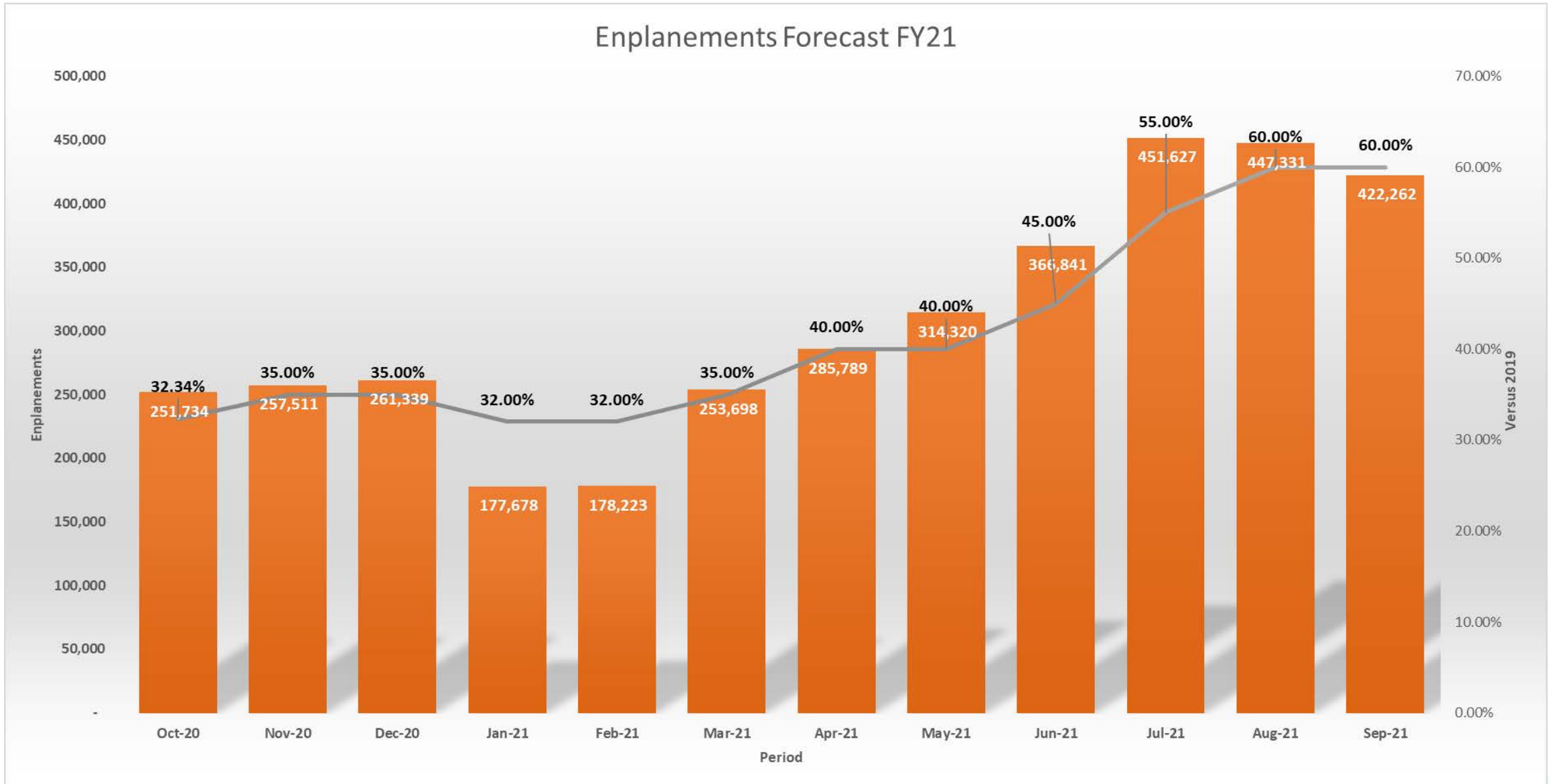


FY21 STATS

October 2020 Recovery Scenario v Budget

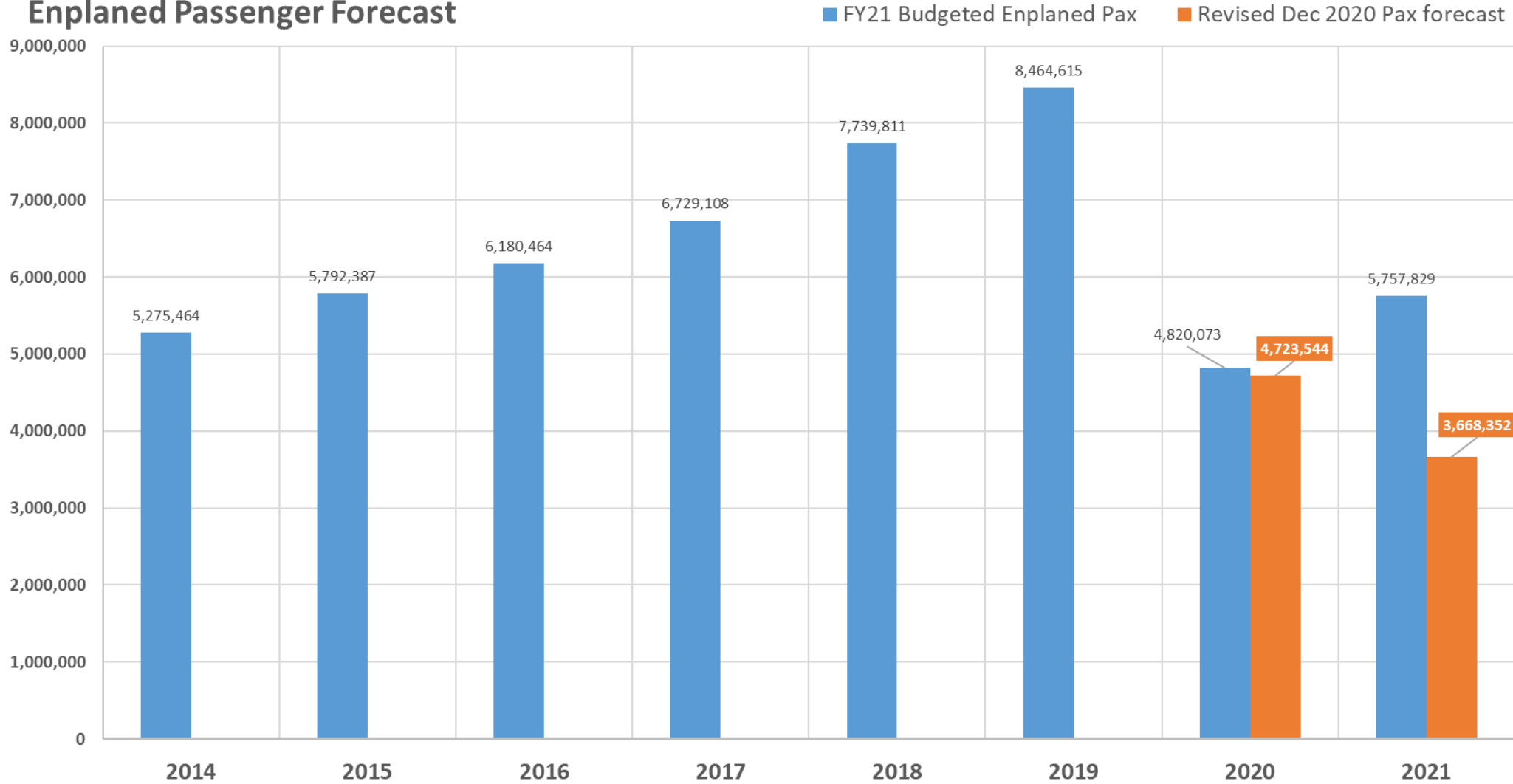


FY21 Forecasted Enplanements



FY21 Forecasted Enplanements

Enplaned Passenger Forecast



3.7M enplanements forecasted for FY21 versus 5.76M in budget

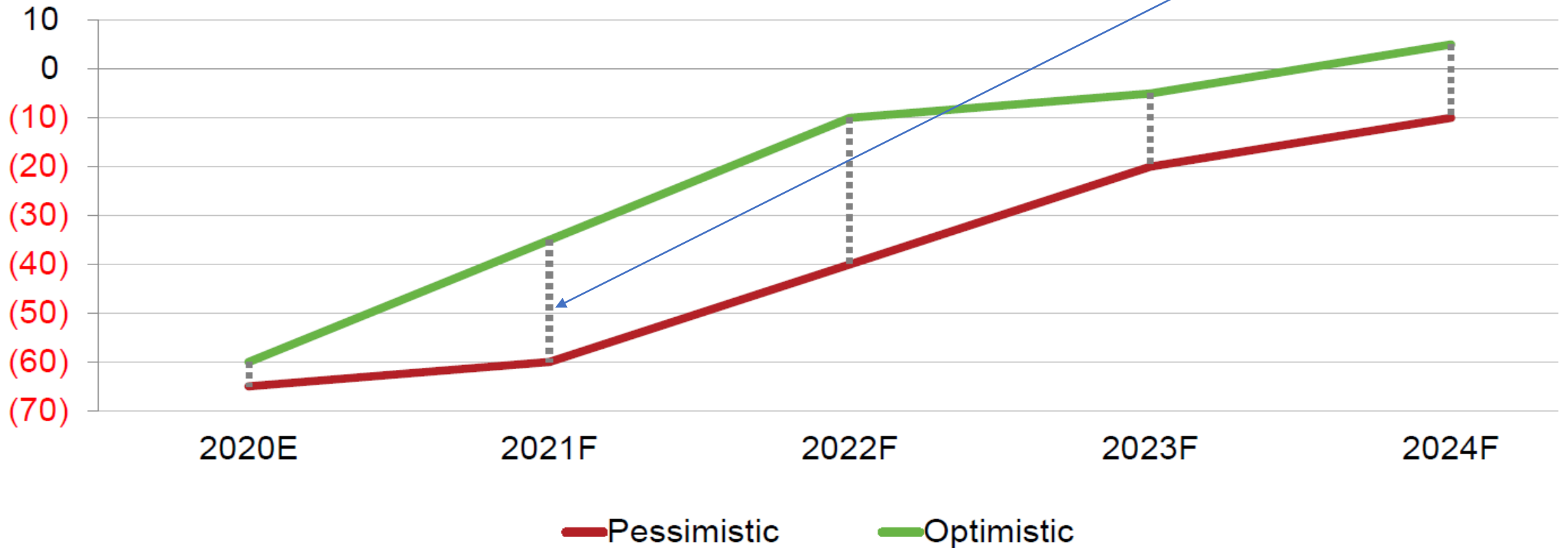
Thru 1st half of 2021, Moody's expects 25-45% of 2019 volumes. AUS projections are 37% thru June 2021



A4A estimate of passenger recovery

AUS CY Forecast (48.4%) - 4.5M pax

Estimated U.S. Airline Industry Passenger Traffic Change (%) vs. 2019 Levels



Source: A4A and various airline equity analysts



Austin-Bergstrom
International Airport

Moody's CY21 forecast

Moody's:

“With the high level of uncertainty, we have a larger range of outcomes for 2021 than we would typically project in our outlook. For the full year, we think enplanements will be 30% to 60% of 2019 volumes.”

FY21 Business Travel effect

Assuming 35%/65% business/leisure travel split for AUS

Business travel effect (source: Forbes)	Min - Decline	Max - Decline
% Decline	19%	36%
Effect on FY21 enplanements	(243,945)	(462,212)

FY21 Enplanement forecast = 3,668,352, business travel included

FY21 OPEX

	FY21 BUD	FY21 CYE	FY20 ACT	FY21 BUD v CYE B/(W)	FY21 CYE v FY20 ACT B/(W)
Airport Expenses:	\$98,823,377	\$93,356,309	\$99,453,068	\$5,467,068	\$6,096,759

- Airport expenses reduced by \$5.5M vs FY21 Budget.
- FY21 expense outlook \$6.1M less than FY20.
- City Allocations staying the same versus budget.

FY21 REVENUES

Revenue	FY21 BUD	FY21 CYE	Variance
Airline Revenue	\$54.4	\$61.1	\$6.7
Non Airline Revenue	\$69.7	\$64.9	(\$4.8)
Interest	\$1.2	\$0.3	(\$0.9)
Total Revenue	\$125.3	\$126.3	\$1.0

Terminal Rental rates better than budget

Non Airline revenue decline due to lower passenger forecast

Interest revenue down due to lower fed rates

FY21 OUTLOOK

Revenue

	FY21 BUD	FY21 CYE	Variance
Airline Revenue	\$54.4	\$61.1	\$6.7
Non Airline Revenue	\$69.7	\$64.9	(\$4.8)
Interest	\$1.2	\$0.3	(\$0.9)
Total Revenue	\$125.3	\$126.3	\$1.0

Operating Expenses

Operating Expenses - Aviation	\$98.8	\$93.4	\$5.5
Operating Expenses - City	\$13.6	\$13.6	\$0.0

Debt Service (Net of PFC)

Debt Service (Net of PFC)	\$46.5	\$46.5	\$0.0
Total Requirements	\$158.9	\$153.4	\$5.5

Net Income

Net Income	(\$33.5)	(\$27.1)	\$6.4
-------------------	-----------------	-----------------	--------------

Enplanements

Enplanements	5,757,829	3,668,352
---------------------	------------------	------------------

- Non Airline revenue assumes MAG's from concessions per the agreements.
- Landing fee rate is held flat but might need to be raised if revenues are below estimates

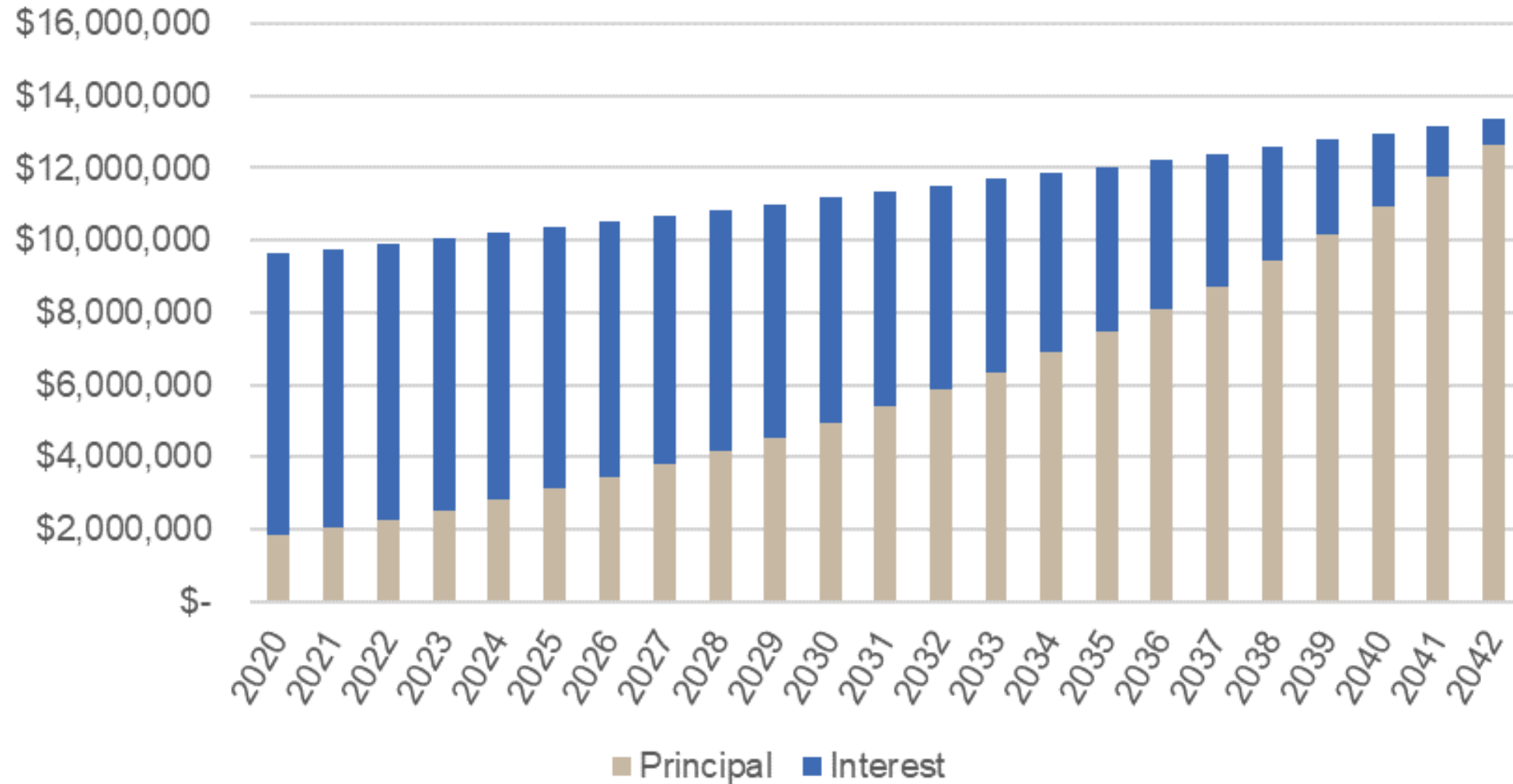
FY21 Budget: DSCR of 1.33



CONRAC

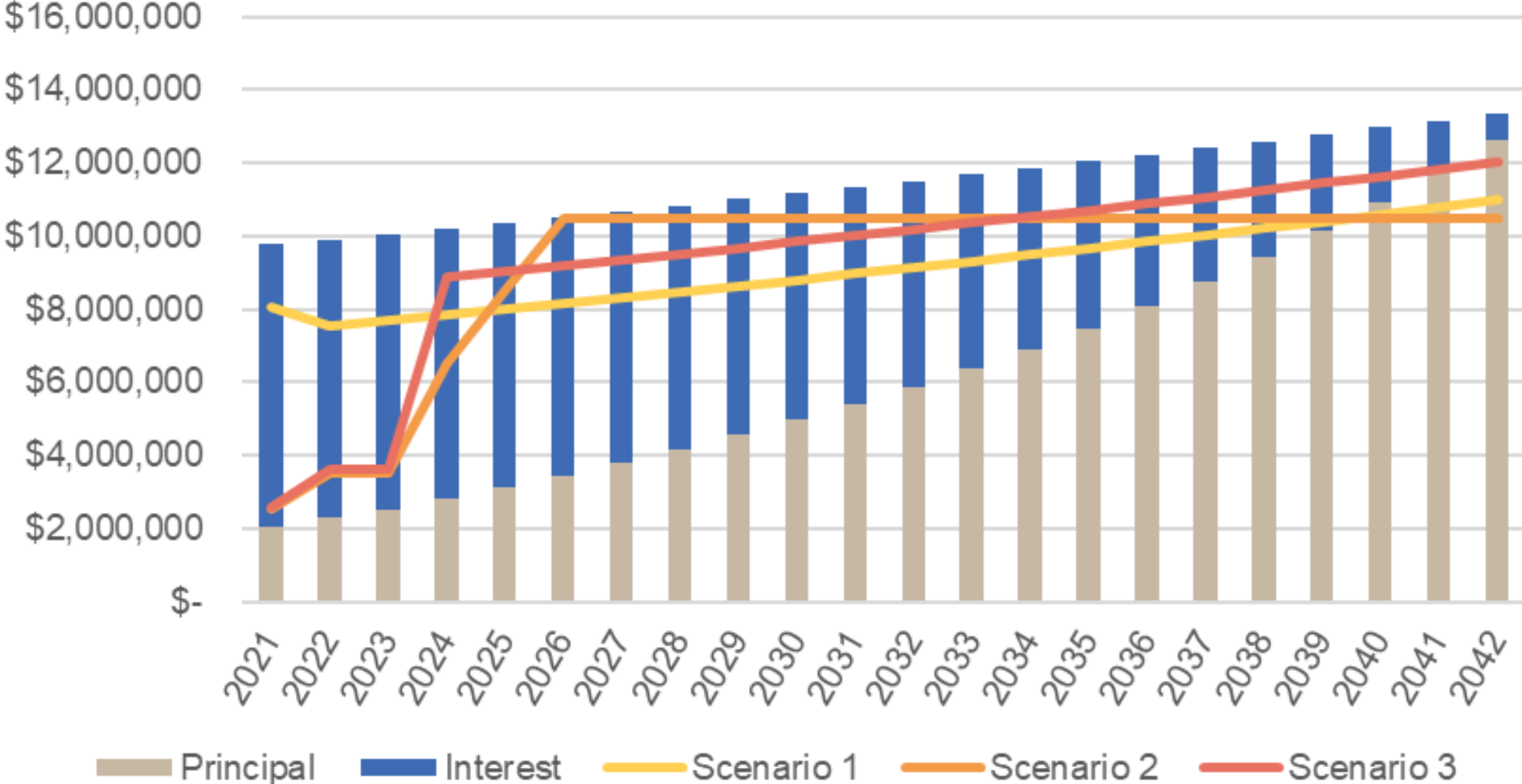


Current Outstanding Debt Summary



*Debt outstanding as of September 30, 2020.
Debt service shown on a cash basis.*

Restructuring Options – Prelim estimates



*Assumes rates as of 12/3/20.
Debt service shown on a cash basis.*



8

43