



To: Zero Waste Advisory Commission

From: Ken Snipes
Director
Austin Resource Recovery

Date: December 17, 2020

Subject: Director's Monthly Report to the Zero Waste Advisory Commission

Circular Meet-Ups

The Circular Economy Program launched Circular Meet-Ups, a new virtual networking series for the circular economy community, on December 1st as part of their ongoing business engagement services. These free meet-up events feature speakers from circular economy businesses and projects and provide a forum for circular economy start-ups, professionals, and interested community members to connect regularly. At the December 1st event, the founders of re:3D, Trashless, and Junkluggers of Austin shared the stories of their companies with a virtual audience of about 20 business leaders, sustainability professionals, and students. Circular Meet-Ups will take place on the first Tuesday of every other month, with the next event occurring on February 2nd. All who are interested can register for any of the 2021 events at <http://austincircularmeetups.eventbrite.com>.

Zero Waste Business Rebate

The Business Outreach Team is targeting rebate funding on several options, with the top priority being food rescue. Staff will be sending postcards next week to notify food rescue organizations of the food rescue rebate, which encourages the purchase of equipment that increases their ability to receive food donations. Eligible expenses include coolers, shelving, and food transportation equipment. The team will follow up with additional zero waste education early next year, encouraging food permitted businesses, like restaurants, to donate their food. Learn more at <https://www.austintexas.gov/department/zero-waste-business-rebate>

Green Fleet

Austin Resource Recovery is actively working with Fleet Services to build a more sustainable fleet. ARR has worked with various vendors to test out their electric vehicles and trucks. We are in the process of adding additional electric sedans to our fleet. We also plan to replace our conventional pickup trucks with electric trucks in our FY '22 purchase. Pricing is not yet available from contracted vendors for FY '21 for suitable models. Currently, ARR is unable to utilize electric refuse trucks because the current electric refuse trucks in the market have short operational mileage as ARR is covering large areas without transfer stations. However, ARR is continuously looking into options on transfer stations and monitoring the market to electrify our refuse trucks to meet our operational needs.

Give A Great Story Holiday Campaign

ARR launched the 2020 '[Give A Great Story](#)' holiday campaign, encouraging Austinites to rethink shopping and gifting this holiday season by shopping zero waste. With the holiday season looking different and more distant this year, the City asked residents to rethink how they gift. Instead of buying the newest gadget or toy (which may end up in the landfill), Austinites should consider spending time with friends and family in new ways, learning a new skill online with your loved ones, or giving a pre-loved gift this year.

Not only does repair, thrift and experience-gifting bring us closer together, it helps Austin towards its [Zero Waste Goal](#), by reframing the way we buy, use, and dispose of everyday items. A [2017 study](#) found that five billion pounds of returned retail gifts ended up in landfills. If Austinites 'Give A Great Story' this year, they can help reduce the number of unwanted gifts by offering experiences, purchasing used or thrifted gifts, or by repairing already loved items.

Giving zero waste gifts over newly purchased or produced items also benefits the local economy, keeps valuable items out of the landfill, and avoids spending the energy and resources required to manufacture new products. Find more zero waste gift ideas at austintexas.gov/shopzero or follow us on Facebook [@AustinRecycles](#).

Holiday Tree Recycling

Curbside holiday tree recycling will begin after December 26 on the customer's regular yard trimmings or compost collection day. ARR has collaborated with the Parks and Recreation Department to host the 33rd year of holiday tree recycling at Zilker Park. All non-curbside customers can drop off holiday trees for recycling at Zilker Park Jan. 2-3 or Jan. 9- 10 between 10 a.m. and 2 p.m. The trees at Zilker Park will be mulched starting January 14 (weather permitting) and available for self-pickup to Austin residents. For more on tree recycling guidelines, volunteer opportunities, or for other places to take your holiday tree, go to austintexas.gov/treerecycling.

Charitable Feeding Organizations – Universal Recycling Ordinance Reporting

The Universal Recycling Ordinance requires all commercial and multifamily properties to submit an annual form to show compliance with the ordinance's recycling and/or organics diversion requirements. Charitable Feeding Organizations (CFOs) are included in this group. The form includes a combination of radio button questions, checkboxes, drop-down menus, and fill in the blank questions. ARR staff works annually to improve the functionality of the forms for the reporting entity to have clear direction on what is being asked and how to provide the information. Staff also tries to limit open-ended questions to help the automation of data collection and reduce the time needed to finish the form. ARR staff is available to assist CFOs and any affected business or property with questions on the forms or waiver process, via phone and email. Additionally, the form includes options for entities to request a waiver, citing reasons for not being able to comply with the ordinance's requirements.



ARR Solicitations Update
As of December 4, 2020
ZWAC Meeting December 17, 2020

Upcoming Solicitations Under Development (in alphabetical order):

1. Asbestos, Lead, and Mold Abatement Services: RFP – Contractor to provide removal, encapsulation, and disposition of asbestos, lead, particulate, and mold.

Solicitations Expected to be Posted Within the Next 90 Days:

1. Education, Cleanup, and Beautification Services: RFP – Contractors qualified to provide education, cleanup, and beautification services that benefit the public by improving Austin’s environment and aesthetics through a variety of programs and providing resources and education that inspire Austin residents toward effective environmental stewardship. [Link to current contract.](#)
2. Post-Disaster Debris Removal Services: RFP – Contractor to provide emergency debris removal services in accordance with Federal Emergency Management Administration (FEMA) guidelines. No existing contract.
3. Post-Disaster Debris Monitoring Services: RFP – Contractor to provide emergency field debris monitoring services to include management and accounting services for monitoring the recovery efforts of the City’s Post Disaster Debris Removal Contractor. No existing contract.

Published Solicitations:

No Updates

Solicitations in Evaluation or Negotiation:

1. Electronics Recycling: [IFB 1500 SLW1045](#) – This solicitation was posted on August 24, 2020 and closed on September 17, 2020. Contractor to pick up, transport, and recycle computers, monitors, televisions, and other devices that operate using electrical parts in an environmentally sound manner. [Link to current contract.](#)
2. Recycling Processing for Non-Curbside Collections: [IFB 1500 SLW1043](#) – This solicitation posted on June 15, 2020 and closed on July 28, 2020. Contractor to provide single-stream recyclable material processing and marketing services to sort, process, store, market, and sell single-stream recyclable material. The Contractor shall be responsible for picking up the recyclable material collected at the Recycle and Reuse Drop-off Center and receiving the recyclable material collected by ARR from City facilities. This is replacing two contracts: [In-House Recycling](#) and [RRDOC Recycling](#).

Definitions:

CCO (Capital Contracting Office): Administers the procurement of professional and construction services.

CO-OP (Cooperative Contract): A contract that has been competitively bid and issued by another government or purchasing alliance with the intention of sharing it with other governmental entities.

IFB (Invitation for Bid): Formal bidding documents inviting suppliers to submit pricing for goods or services.

RFI (Request for Information): Used to obtain industry input, feedback, or reactions from potential suppliers prior to issuing a solicitation.

RFQ (Request for Quotation): Informal request to suppliers to provide quotes on specific goods or services.

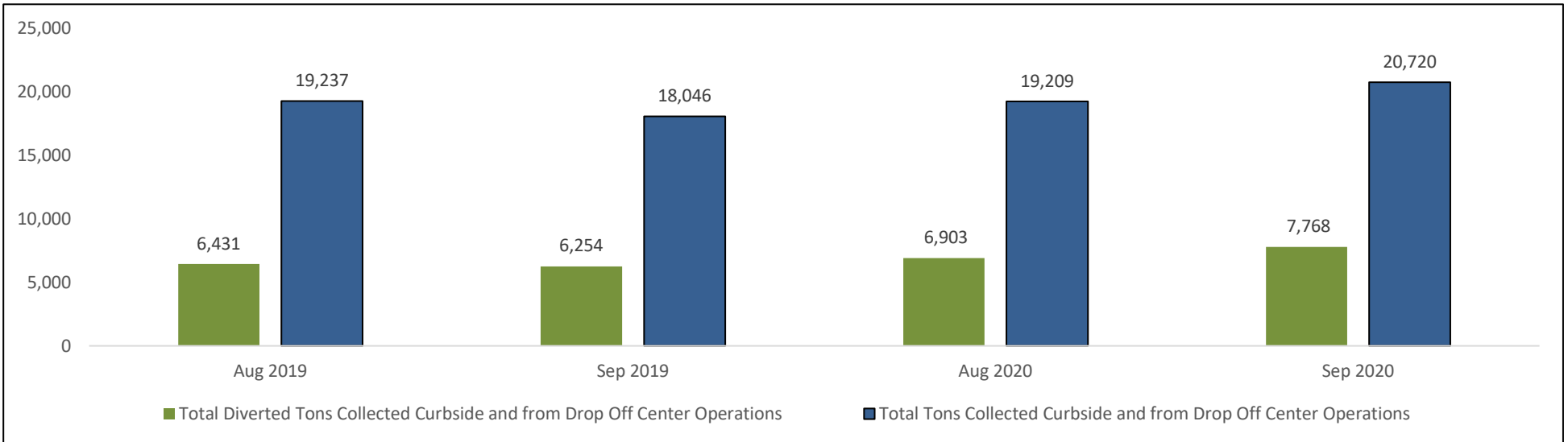
RFQS (Request for Qualifications): Formal solicitation used when qualifications are the main criteria for professional services.

RFP (Request for Proposals): Formal request for a supplier to provide a solution and cost estimate to a complex need.

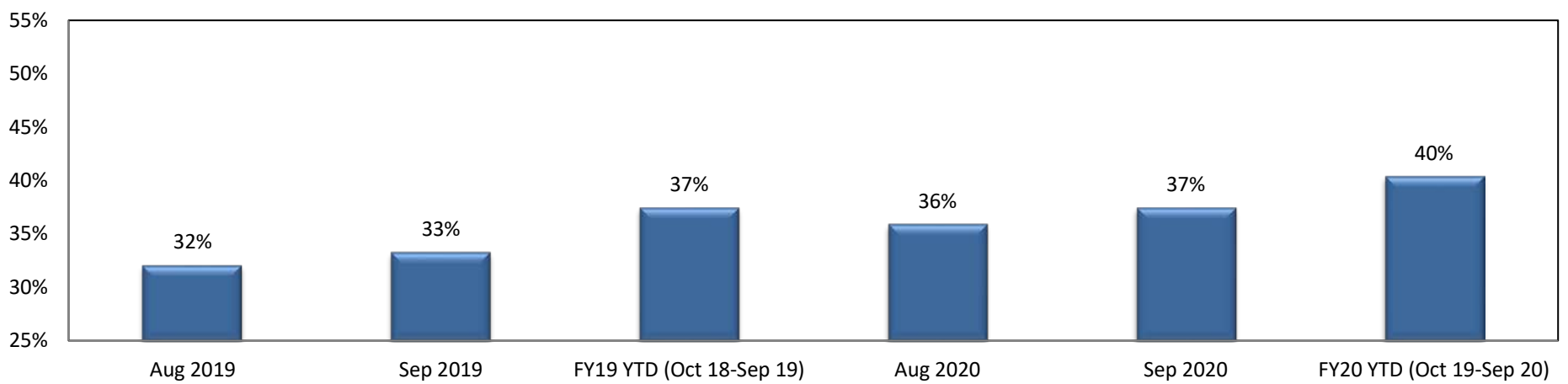
Austin Resource Recovery Curbside Collection and Drop Off Center Operations

		LAST FISCAL YEAR				CURRENT FISCAL YEAR				
Description of Services		FY 2018	FY 2019	Aug 2019	Sep 2019	FY19 YTD (Oct 18-Sep 19)	Aug 2020	Sep 2020	FY20 YTD (Oct 19-Sep 20)	FY 2020 Goal
Tons Disposed	Tons of curbside Trash	128,829	130,307	10,413	9,914	130,307	11,317	11,903	136,709	132,546
	Tons of Curbside Bulk Disposed	10,231	11,040	1,292	868	11,040	39	34	5,379	10,248
	HHW Operations Tons Disposed	528	517	58	35	517	33	27	347	560
	Estimated Tons of Curbside Recycling Residuals*	10,642	11,761	1,043	974	11,761	917	987	11,302	10,670
	Total Disposed Tons Collected Curbside and from Drop Off Center Operations	150,230	153,625	12,806	11,792	153,625	12,306	12,952	153,737	154,024
*Estimated tons of curbside recycling processed by vendors as residual - based on bi-annual sample route audit										
Tons Diverted	Tons of curbside recycling	48,005	47,528	3,607	3,473	47,528	4,238	4,549	52,122	50,250
	RRC Tons Recycled/Reused	1,986	2,259	172	193	2,259	7	8	1,218	2,600
	RRC Tons of Brush Collected	1,505	2,595	206	171	2,595	0	5	1,722	2,500
	HHW Operations Tons recycled/reused	469	477	48	30	477	20	11	247	560
	Tons of Drop Off Center Collections Recycled/Reused	3,759	5,073	403	387	5,073	26	24	3,060	5,450
	Tons of Curbside Yard Trimmings	32,244	37,265	1,689	1,802	37,265	2,601	3,162	48,105	37,500
	Tons of Curbside Bulk Recycled	201	257	23	7	257	2	0	127	210
	Tons of Curbside Brush Collected	6,292	6,447	675	585	6,447	28	2	3,323	7,373
	Tons of Curbside Textiles Collected	150	77	0	0	77	8	5	25	157
	Tons of Carts Recycled	154	166	34	0	166	0	27	193	175
	Total Diverted Tons Collected Curbside and from Drop Off Center Operations	90,805	96,813	6,431	6,254	96,813	6,903	7,768	106,955	101,115
Tons of Curbside Compost Collected**	14,414	22,040	1,162	1,312	22,040	2,205	2,671	38,711	31,300	
**"Tons of Curbside Compost Collected" is included in the "Tons of Yard Trimmings Collected"										
Total Tons Collected Curbside and from Drop Off Center Operations		241,035	250,438	19,237	18,046	250,438	19,209	20,720	260,692	255,139
Estimated Percent of Curbside Collected Materials Diverted from Landfills by ARR		36.77%	37.47%	32.10%	33.29%	37.47%	35.91%	37.47%	40.38%	38.05%
Pounds of Trash collected per customer per pickup		24.84	24.78	23.55	22.45	24.78	25.17	26.45	25.57	24.92
Number of Trash and Recycling Customers		199,448	202,292	204,089	203,854	202,292	207,530	207,698	205,670	204,549
Pounds of Recycled materials collected per customer per pickup (every other week)		18.62	18.17	16.41	15.81	18.17	18.96	20.34	19.61	18.99
Pounds of Yard Trimmings collected per customer per week		6.25	7.12	3.84	4.10	7.12	5.82	7.07	9.05	7.09
Number of Yard Trimmings/Organics Customers		198,325	201,174	202,866	202,722	201,174	206,347	206,453	204,506	203,508
Total tons of Dead Animals Collected from COA rights-of-way and the animal shelter		36	30	3	2	30	2	2	34	32

Austin Resource Recovery Curbside Collection and Drop Off Center Operations



Estimated Percent of Curbside Collected Materials Diverted from Landfills by ARR

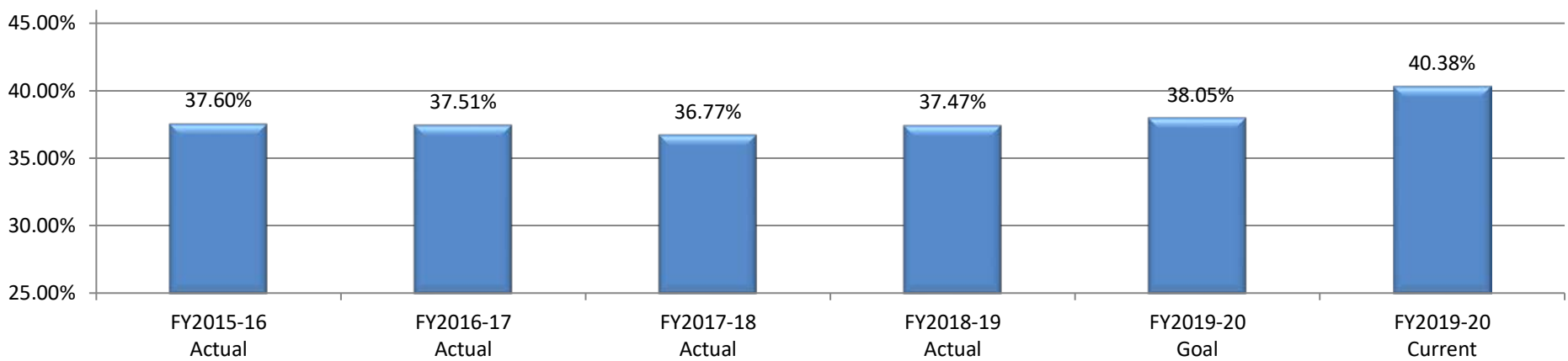


Reporting Status and Diversion Results for All Categories of Waste Generation

Category of Waste Generation	FY2015-16 Actual	FY2016-17 Actual	FY2017-18 Actual	FY2018-19 Actual	FY2019-20 Goal	FY2019-20 Current
Residential Waste Diversion (city serviced accounts)	37.60%	37.51%	36.77%	37.47%	38.05%	40.38%
Community Diversion Rate	42.02%	*	*	*	*	*

*As prescribed in the Austin Resource Recovery Master Plan, the Department will conduct a detailed waste assessment study every five years to determine progress toward our Zero Waste goal. The first such study was published in 2015 and is titled Austin's 2015 Community Diversion Study. The study focused on estimating diversion from both ARR-serviced properties and commercial properties. Commercial properties include retail businesses, food service establishments, professional offices, industrial properties, institutional facilities, government facilities, and multifamily properties five units and larger. According to Austin's 2015 Community Diversion Study, Residential Waste Diversion Rate (city serviced accounts) represents approximately 15% and the Community Diversion Rate (accounts serviced by private waste haulers) represents approximately 85% of the total citywide wastage.

Residential Waste Diversion (city serviced accounts)



Category of Waste Generation	CY 2017	CY 2018	CY 2019
Commercial Tons Landfilled**	1,708,484	1,079,312	1,401,619
Commercial Tons Recycled**	722,573	402,292	470,786
Commercial Organics Tons**	97,173	80,906	102,215

** Numbers reported here are compiled from self-reported data submitted by licensed private waste haulers via semi-annual tonnage reports required under Section 15-6-3 of the City Code on a calendar year basis and as such, ARR does not attest to the accuracy of these amounts. These numbers reflect data from 100-200 licensed haulers (number of haulers varies over time), and include haulers servicing dumpsters, roll-offs, construction and demolition debris, landscaping debris, and metal scrap. These numbers do not reflect all data sources included in Austin's 2015 Community Diversion Study.

Zero Waste Advisory Commission - December 9, 2020
Single Stream Recycling Statistical Report
FY21: October 2020

Texas Disposal Systems (TDS) and Balcones Resources, Inc. (BRI)

Month and Year	Contractor	Tons Delivered	Contractor Payments			Net Value to the City	Landfill Cost Avoidance	
			Revenue	Processing Cost	Net Amount Due/(Owed)	\$ per ton value	Cost Per Ton	Total
October 2020	TDS	2,094.01	\$81,991	\$189,508	(\$107,517)	(\$51.35)	\$22.87	\$47,890
	BRI	3,176.88	\$72,809	\$226,728	(\$153,919)	(\$48.45)	\$22.87	\$72,655
	<i>Total</i>	5,270.89	\$154,800	\$416,236	(\$261,437)			\$120,545
FY21 Totals		5,270.89	\$154,800	\$416,236	(\$261,437)			\$120,545