

Austin Animal Center Monthly Report September 2020

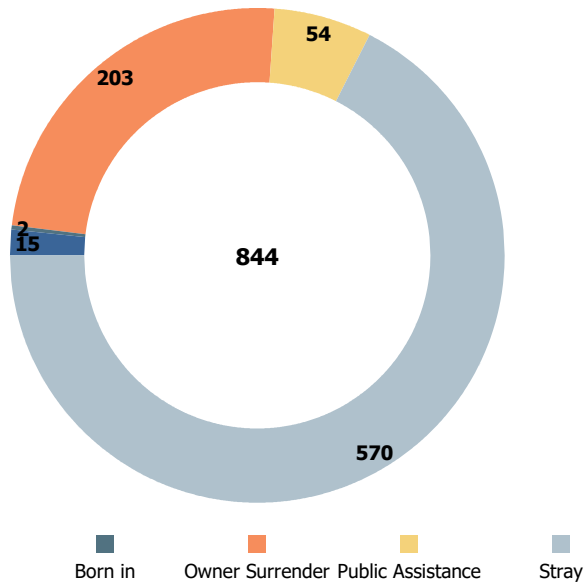


Austin Animal Center September 2020 Intakes



	Neonatal Cat	Kitten	Adult Cat	Neonatal Dog	Puppy	Adult Dog	Others
	5	0	2	0	1	7	0
Born in	2	0	0	0	0	0	0
Owner Surrender	12	59	38	7	25	62	0
Public Assistance	0	0	7	13	9	25	0
Stray	122	116	56	11	81	165	19
Total	141	175	103	31	116	259	19

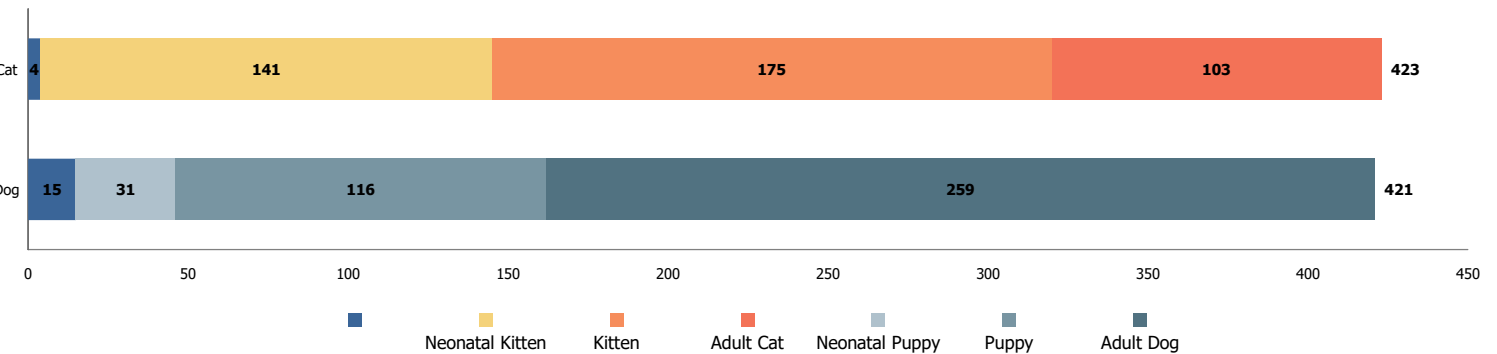
Intakes by Intake Type



Age Breakdown

- Neonatal**
under 6 weeks old
- Kitten/Puppy**
6 weeks to under 1 year old
- Adult**
at least 1 year old

Intakes by Age Breakdown

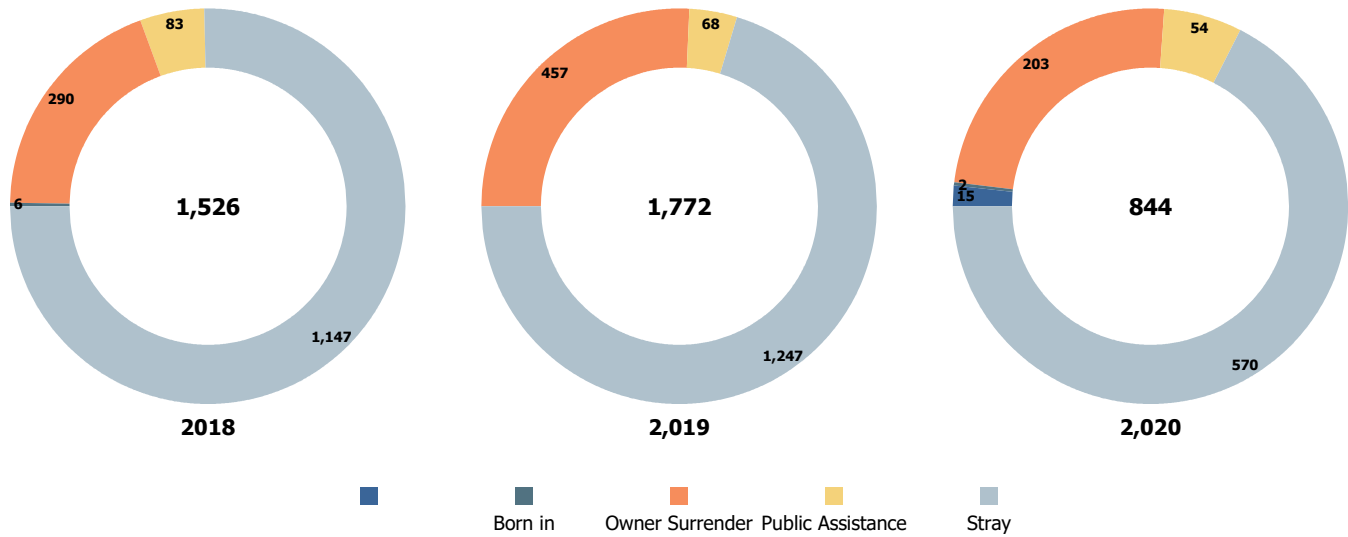


Austin Animal Center September 2018 to 2020 Intakes

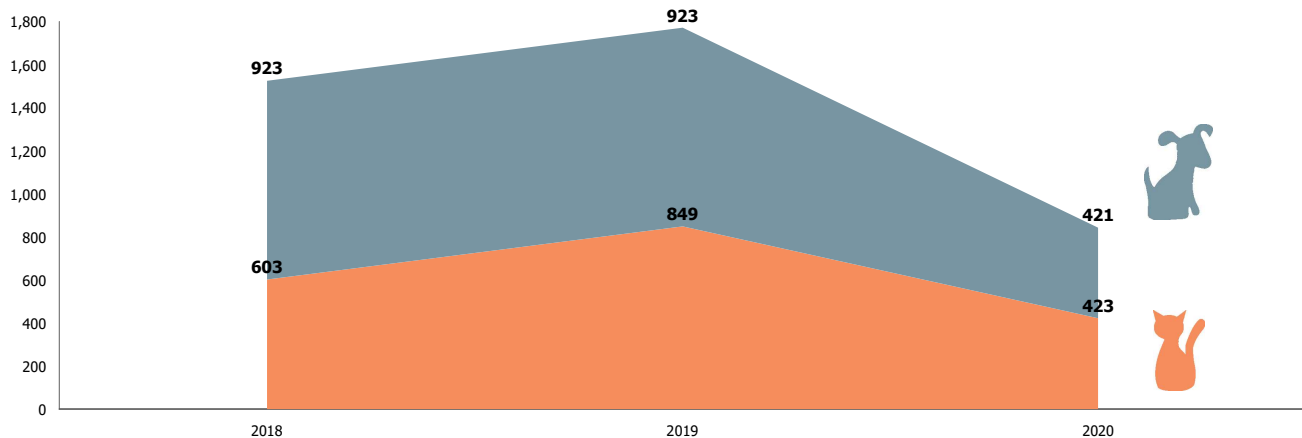


	2018			2019			2020		
	Cat	Dog	Total	Cat	Dog	Total	Cat	Dog	Total
	0	0	0	0	0	0	7	8	15
Born in	6	0	6	0	0	0	2	0	2
Owner Surrender	96	194	290	205	252	457	109	94	203
Public Assistance	13	70	83	8	60	68	7	47	54
Stray	488	659	1,147	636	611	1,247	298	272	570
Total	603	923	1,526	849	923	1,772	423	421	844







Yearly September Intakes by Intake Type



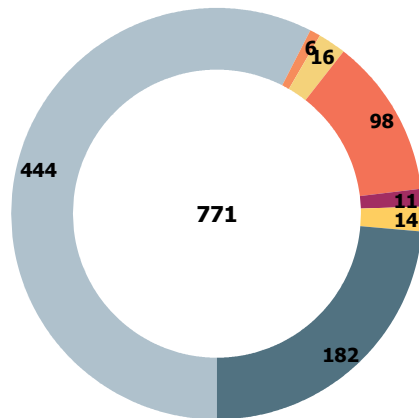
Yearly September Intakes by Animal Type



Austin Animal Center September 2020 Outcomes

	 Neonatal	 Kitten	 Adult Cat	 Neonatal	 Puppy	 Adult Dog	Total
Adoption	0	149	63	0	87	145	444
Deceased	0	3	2	0	0	1	6
Humane Euthanasia	2	5	2	0	0	7	16
RTO	0	0	12	11	19	56	98
Rto-Adopt	0	1	1	0	0	9	11
Shelter Neuter Return	0	0	14	0	0	0	14
Transfer	54	34	15	1	22	56	182
Total	56	192	109	12	128	274	771

Outcomes by Outcome Type





Age Breakdown



Neonatal


  under 6 weeks old

Kitten/Puppy

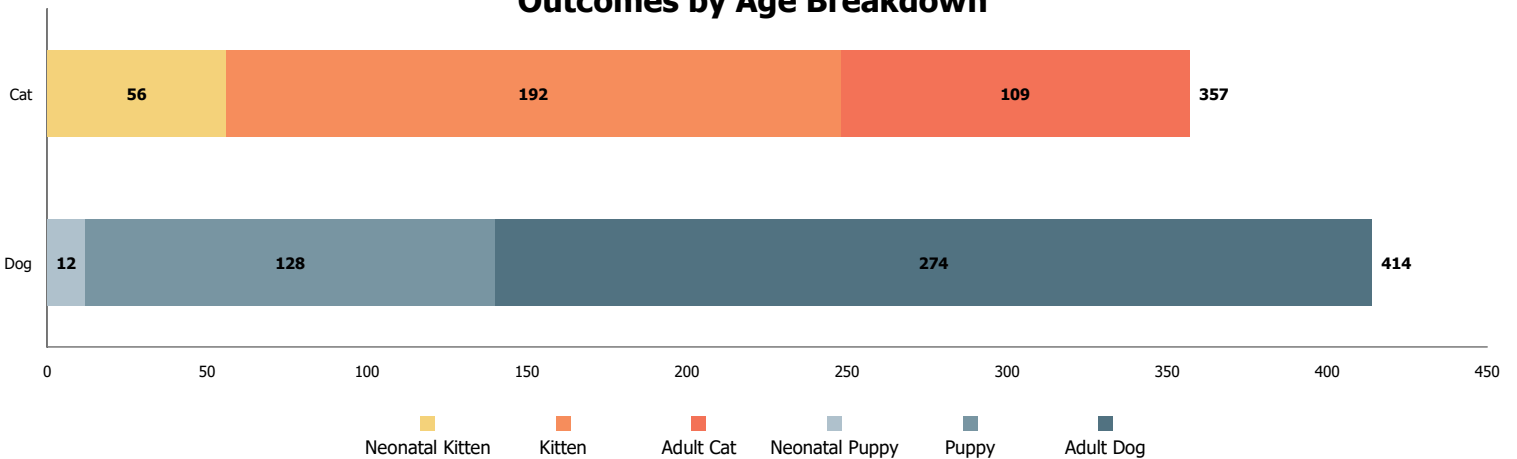
  6 weeks to under 1 year old

Adult

  at least 1 year old



Outcomes by Age Breakdown

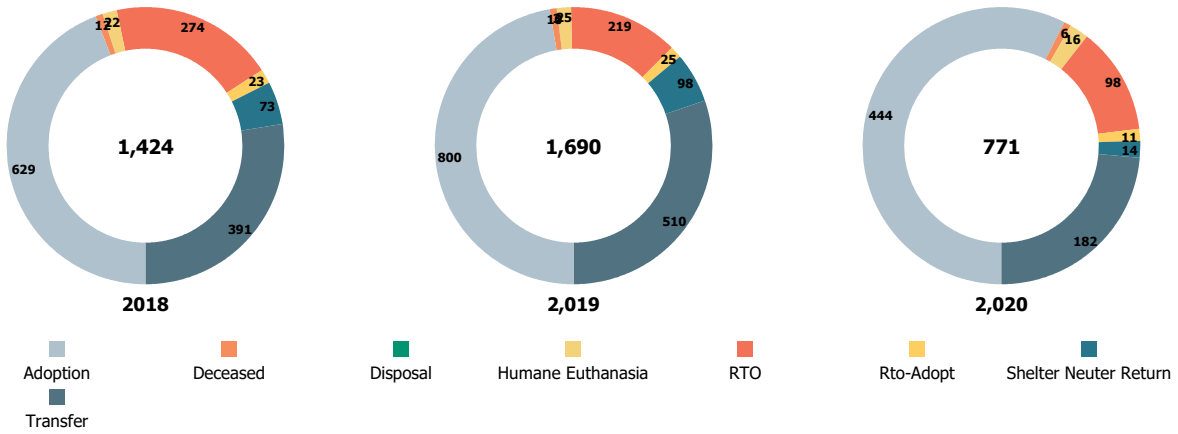


Austin Animal Center September 2018 to 2020 Outcomes

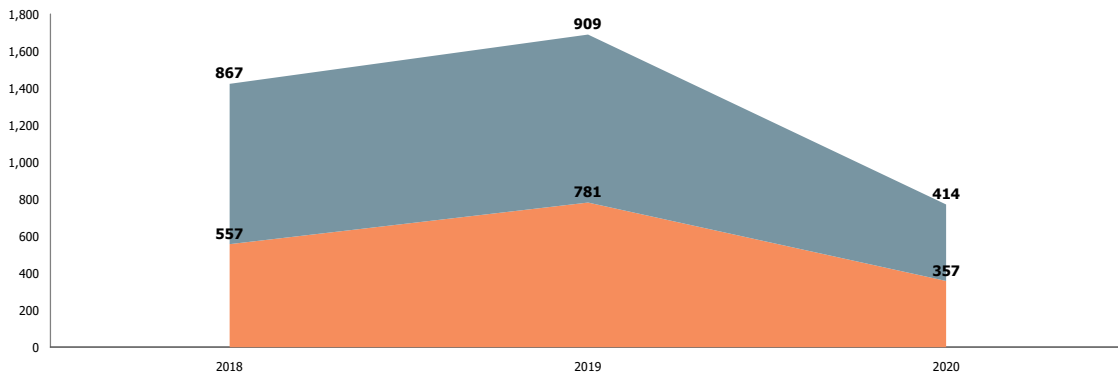


	2018			2019			2020		
	Cat	Dog	Total	Cat	Dog	Total	Cat	Dog	Total
Adoption	250	379	629	352	448	800	212	232	444
Deceased	8	4	12	6	4	10	5	1	6
Disposal	0	0	0	2	1	3	0	0	0
Humane Euthanasia	14	8	22	13	12	25	9	7	16
RTO	28	246	274	30	189	219	12	86	98
Rto-Adopt	4	19	23	2	23	25	2	9	11
Shelter Neuter Return	73	0	73	98	0	98	14	0	14
Transfer	180	211	391	278	232	510	103	79	182
Total	557	867	1,424	781	909	1,690	357	414	771

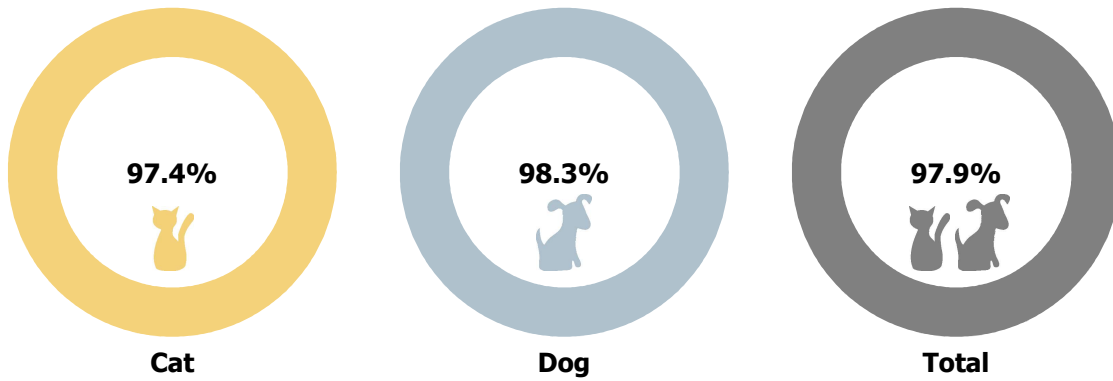
Yearly September Outcomes by Outcome Type



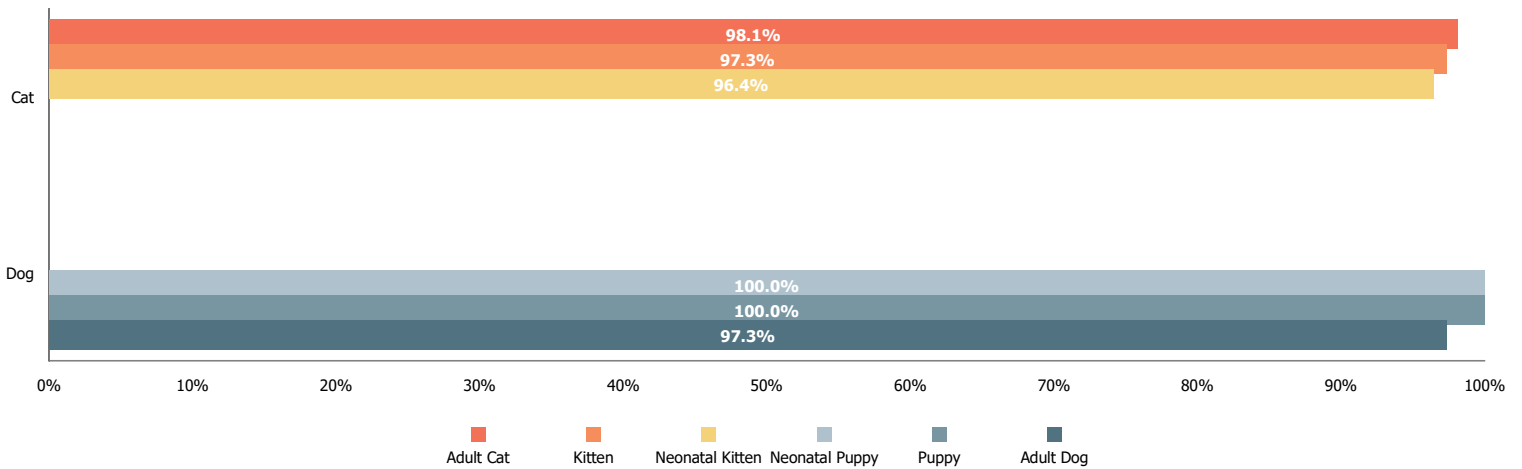
Yearly September Outcomes by Animal Type



Total Live Release Rates



Live Release Rates by Age Breakdown



Yearly September Live Release Rates Compared

