







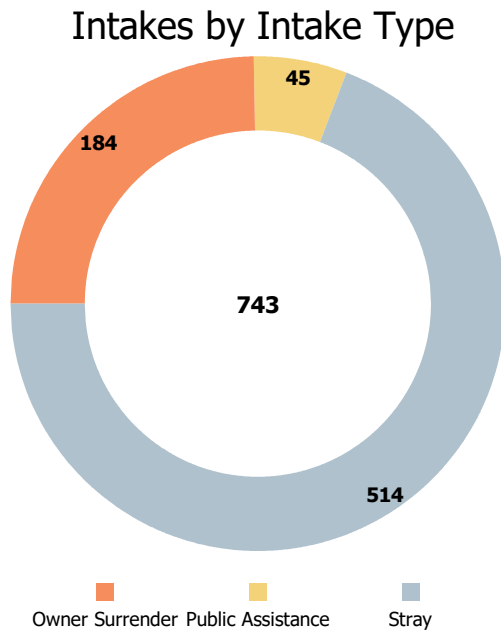
Austin Animal Center Monthly Report December 2020









Fiscal Year 2018

Austin Animal Center December 2020 Intakes

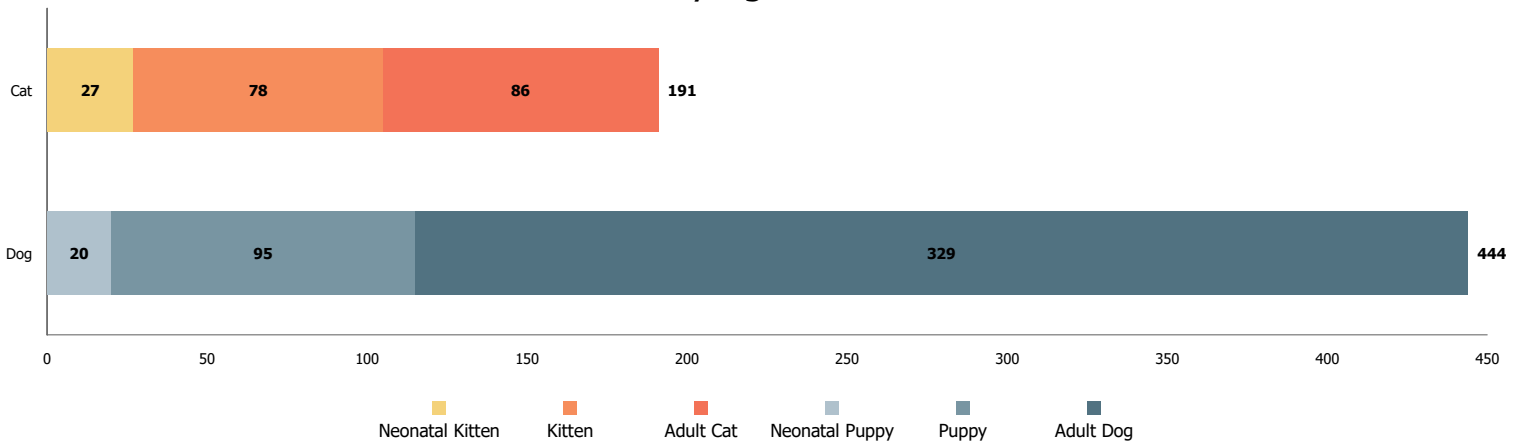
	 Neonatal Kitten	 Kitten	 Adult Cat	 Neonatal Puppy	 Puppy	 Adult Dog	Total
Owner Surrender	1	30	27	9	28	89	184
Public Assistance	1	2	4	0	2	36	45
Stray	25	44	54	5	64	200	392
Total	27	76	85	14	94	325	621



Age Breakdown

- Neonatal**
  under 6 weeks old
- Kitten/Puppy**
  6 weeks to under 1 year old
- Adult**
  at least 1 year old

Intakes by Age Breakdown

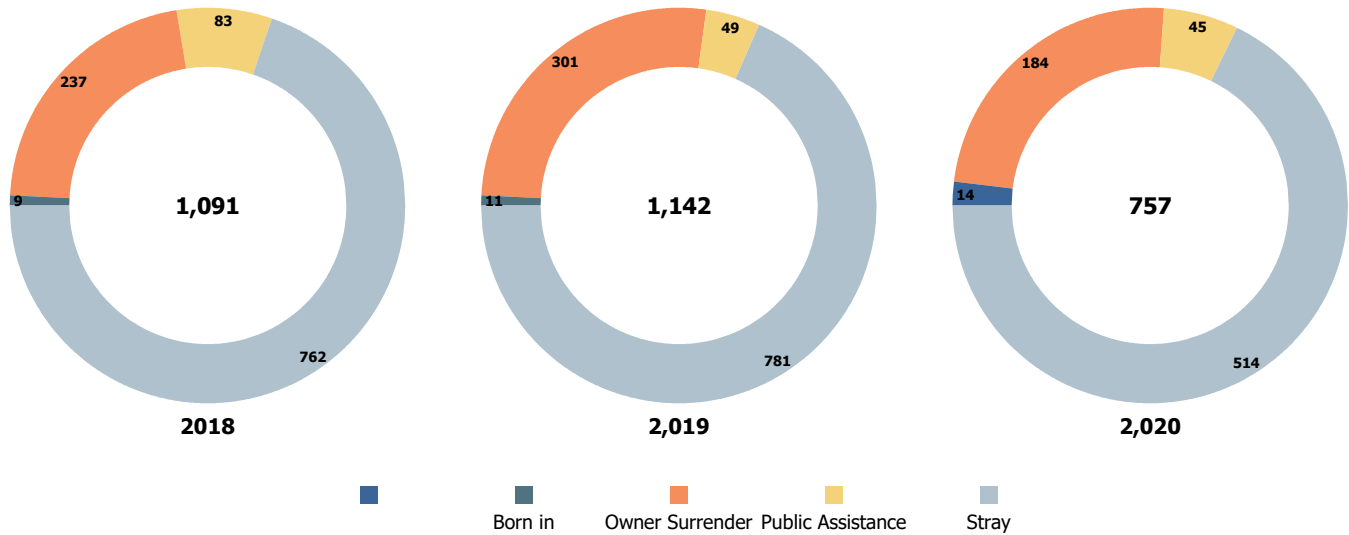


Austin Animal Center December 2018 to 2020 Intakes

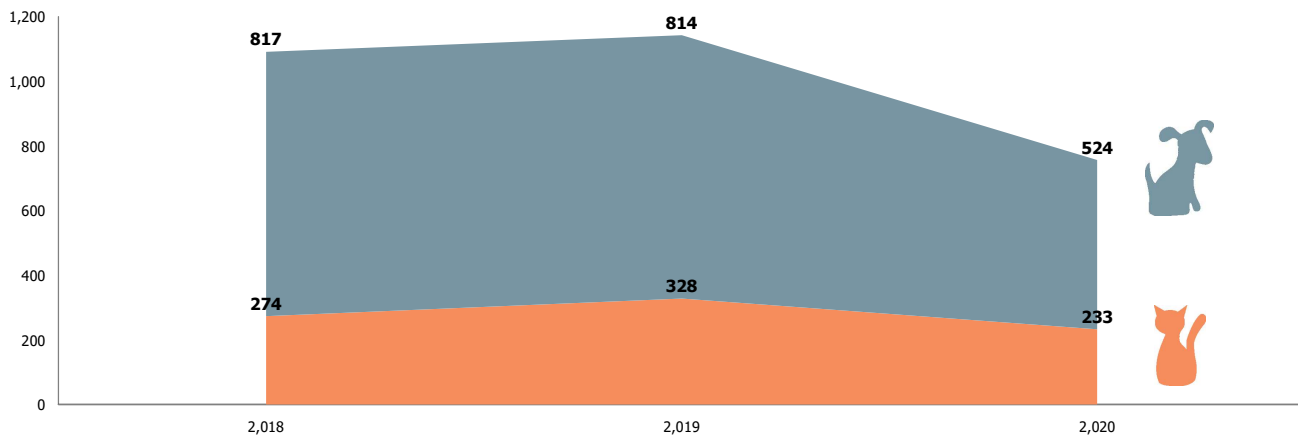


	2018			2019			2020		
	Cat	Dog	Total	Cat	Dog	Total	Cat	Dog	Total
	0	0	0	0	0	0	3	11	14
Born in	3	6	9	4	7	11	0	0	0
Owner Surrender	64	173	237	106	195	301	58	126	184
Public Assistance	8	75	83	4	45	49	7	38	45
Stray	199	563	762	214	567	781	165	349	514
Total	274	817	1,091	328	814	1,142	233	524	757

Yearly December Intakes by Intake Type



Yearly December Intakes by Animal Type

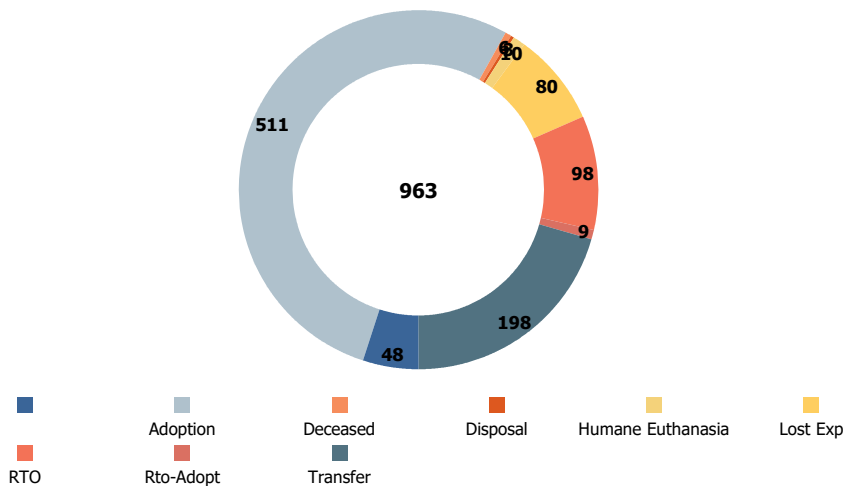


Austin Animal Center December 2020 Outcomes



	Neonatal Kitten	Kitten	Adult Cat	Neonatal Puppy	Puppy	Adult Dog	Total
	0	0	4	0	0	5	9
Adoption	0	220	50	0	85	156	511
Deceased	0	1	1	3	0	1	6
Disposal	0	0	2	0	0	1	3
Humane Euthanasia	0	2	2	0	0	6	10
Lost Exp	0	0	1	0	0	0	1
RTO	1	4	9	0	6	78	98
Rto-Adopt	0	0	3	0	0	6	9
Transfer	7	34	24	5	41	87	198
Total	8	261	96	8	132	340	845

Outcomes by Outcome Type



Age Breakdown

Neonatal

under 6 weeks old

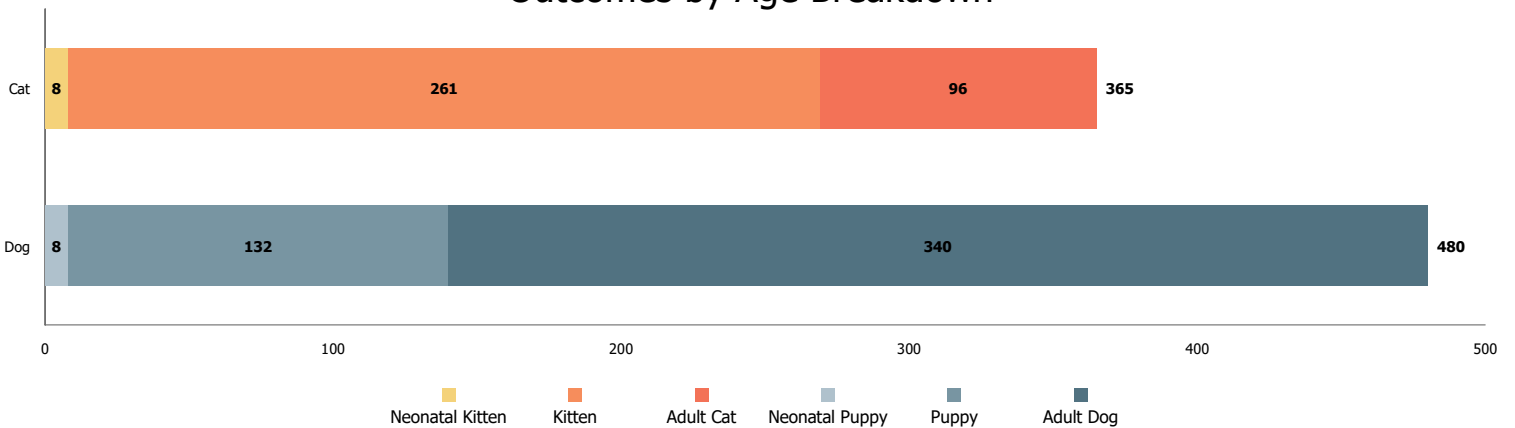
Kitten/Puppy

6 weeks to under 1 year old

Adult

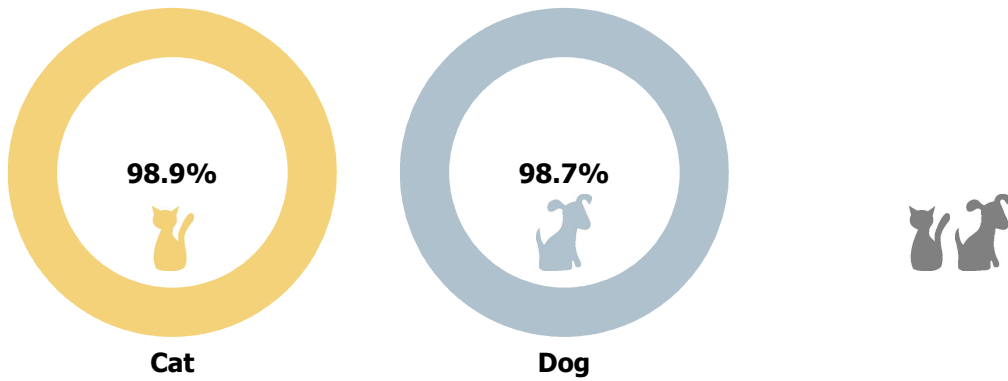
at least 1 year old

Outcomes by Age Breakdown

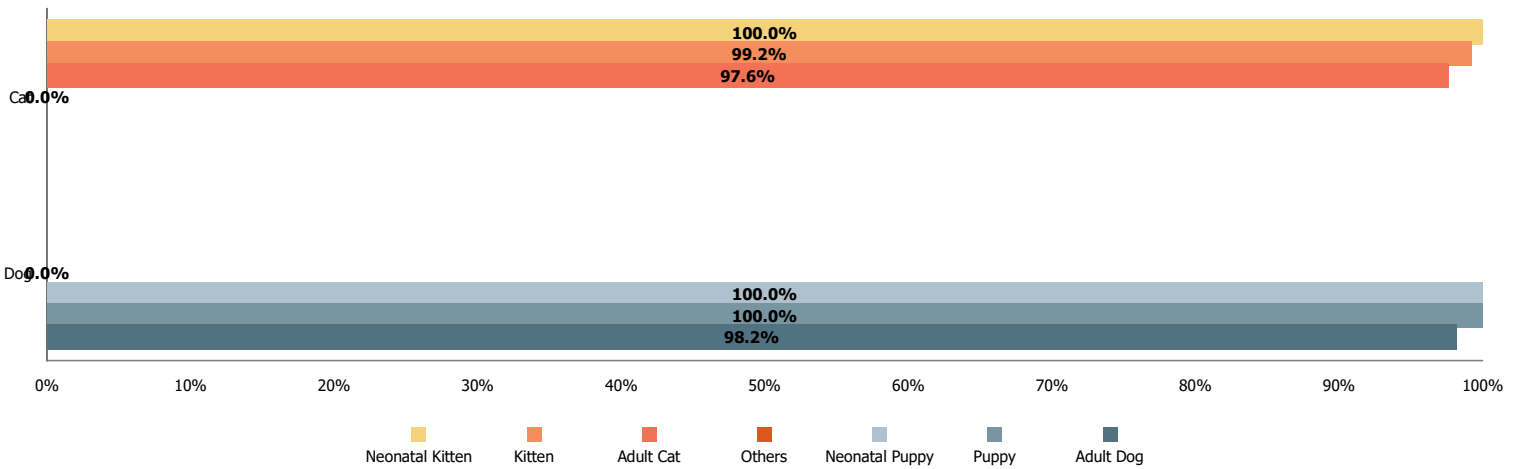




Total Live Release Rates



Live Release Rates by Age Breakdown



Yearly December Live Release Rates Compared

