

Austin Animal Center Monthly Report November 2020

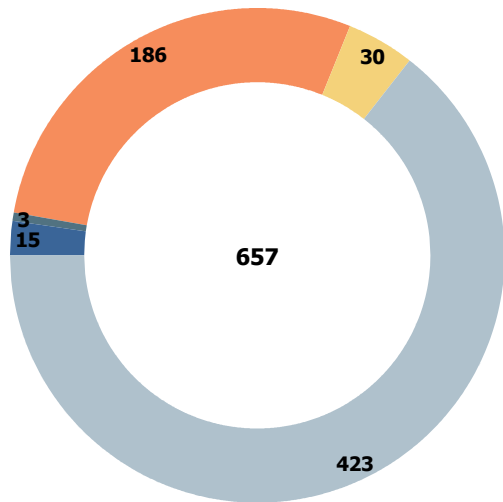


Austin Animal Center November 2020 Intakes



	Neonatal Cat	Kitten	Adult Cat	Neonatal Dog	Puppy	Adult Dog	Others
	0	0	2	0	6	7	0
Born in	3	0	0	0	0	0	0
Owner Surrender	3	28	34	12	32	77	0
Public Assistance	0	0	3	1	3	23	0
Stray	26	68	36	18	76	165	34
Total	32	96	75	31	117	272	34

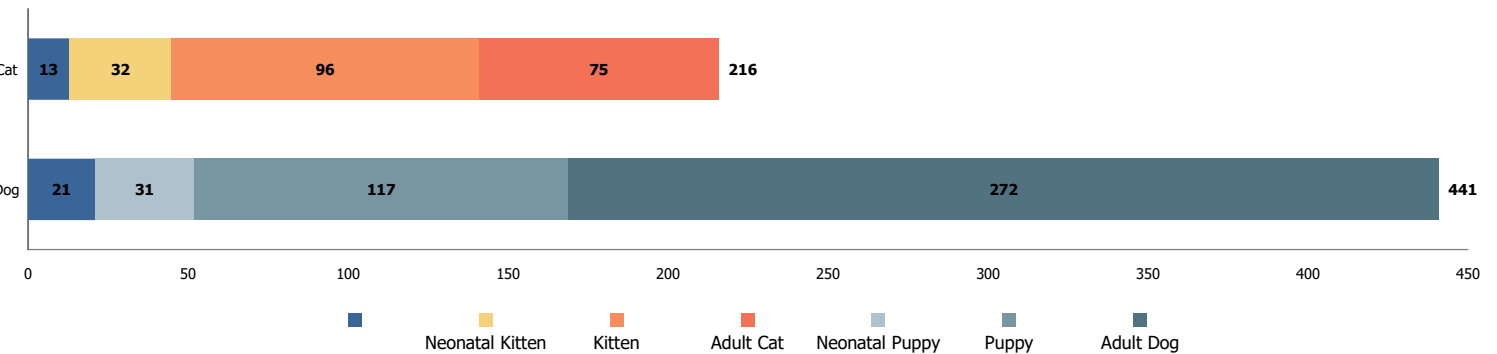
Intakes by Intake Type



Age Breakdown

- Neonatal**
under 6 weeks old
- Kitten/Puppy**
6 weeks to under 1 year old
- Adult**
at least 1 year old

Intakes by Age Breakdown

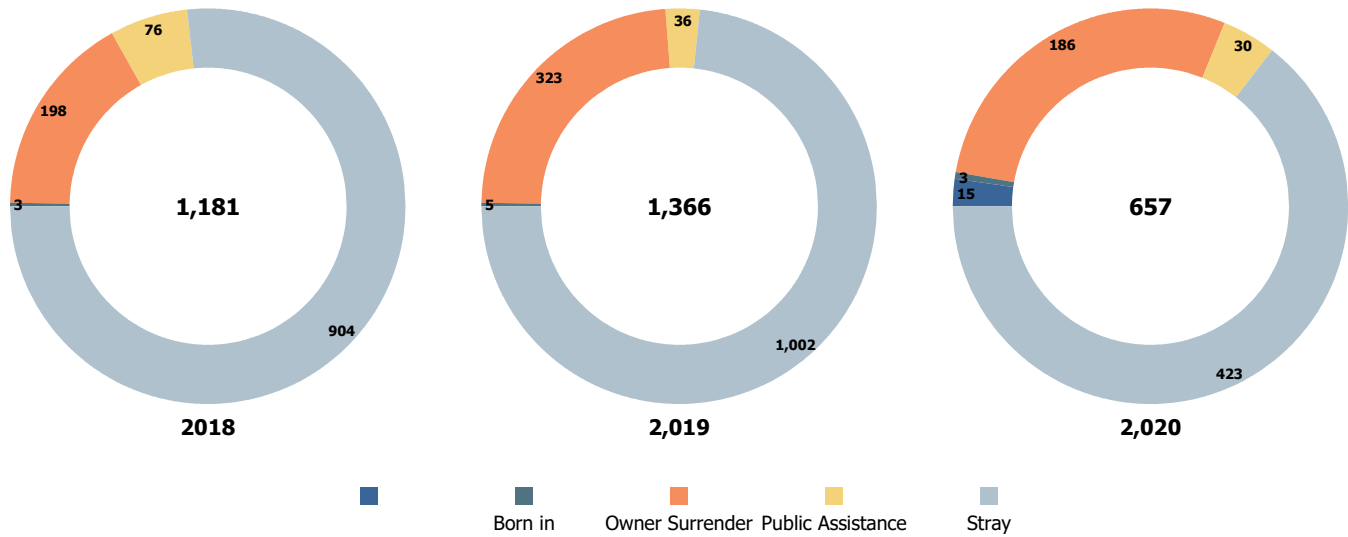


Austin Animal Center November 2018 to 2020 Intakes

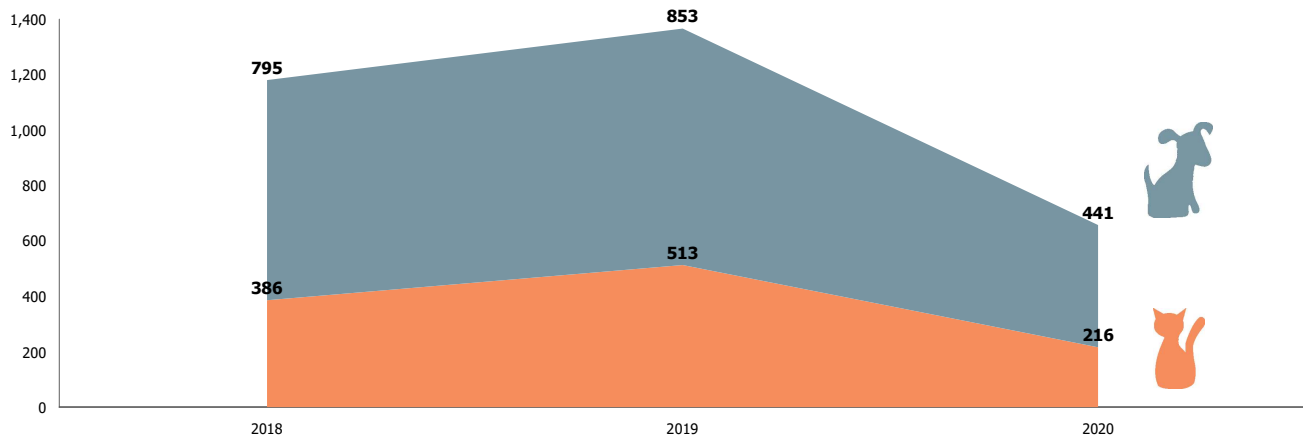


	2018			2019			2020		
	Cat	Dog	Total	Cat	Dog	Total	Cat	Dog	Total
	0	0	0	0	0	0	2	13	15
Born in	0	3	3	0	5	5	3	0	3
Owner Surrender	60	138	198	114	209	323	65	121	186
Public Assistance	9	67	76	6	30	36	3	27	30
Stray	317	587	904	393	609	1,002	143	280	423
Total	386	795	1,181	513	853	1,366	216	441	657

Yearly November Intakes by Intake Type



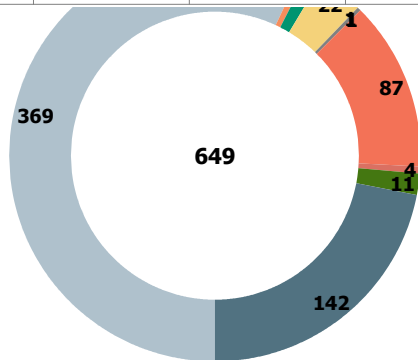
Yearly November Intakes by Animal Type



Austin Animal Center November 2020 Outcomes



	Neonatal	Kitten	Adult Cat	Neonatal	Puppy	Adult Dog	Total
Adoption	0	165	35	0	62	107	369
Deceased	0	3	0	1	0	1	5
Disposal	0	0	2	1	3	1	7
Humane Euthanasia	3	2	7	1	1	8	22
Lost Exp	0	0	1	0	0	0	1
Missing	0	0	0	1	0	0	1
RTO	0	1	6	0	9	71	87
Rto-Adopt	0	0	1	0	0	3	4
Shelter Neuter Return	0	1	10	0	0	0	11
Transfer	10	10	20	21	31	50	142
Total	13	182	82	25	106	Age Breakdown	649



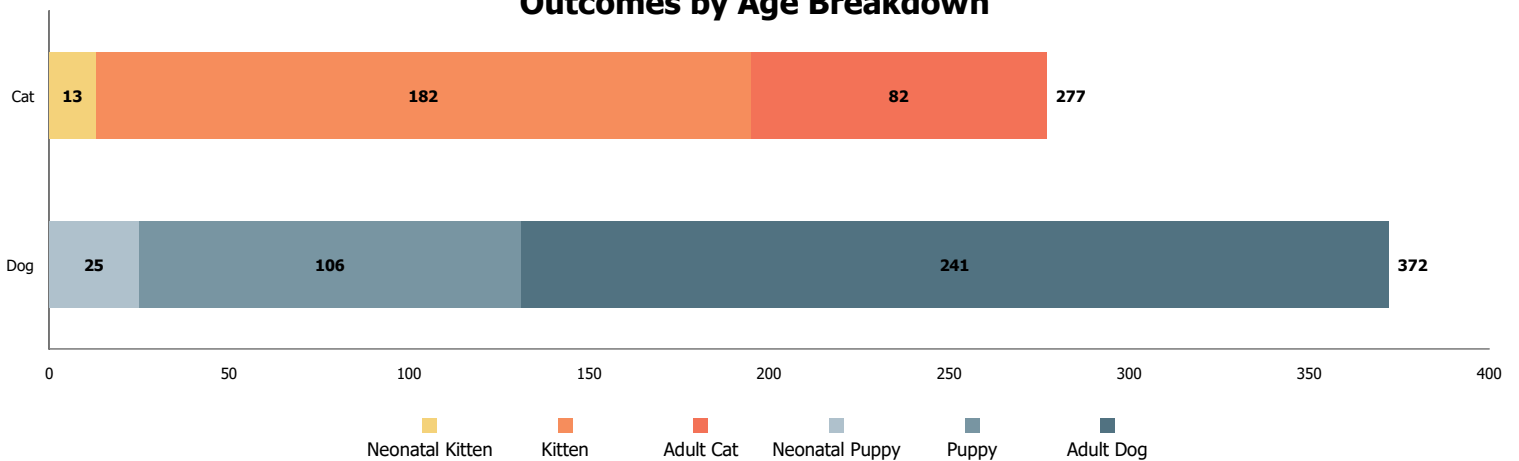
Neonatal
 under 6 weeks old

Kitten/Puppy
 6 weeks to under 1 year old

Adult
 at least 1 year old

- Adoption
- Deceased
- Disposal
- Humane Euthanasia
- Lost Exp
- Missing
- RTO
- Rto-Adopt
- Shelter Neuter Return
- Transfer

Outcomes by Age Breakdown

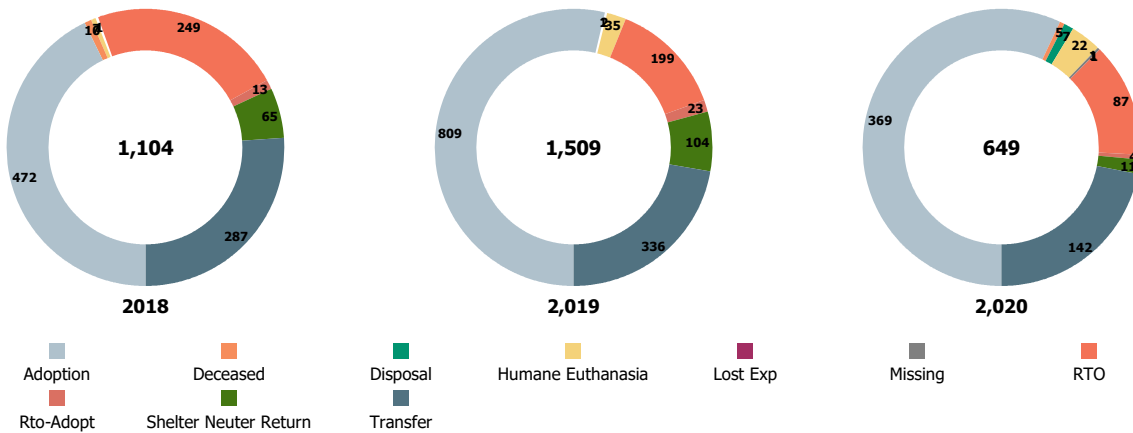


Austin Animal Center November 2018 to 2020 Outcomes

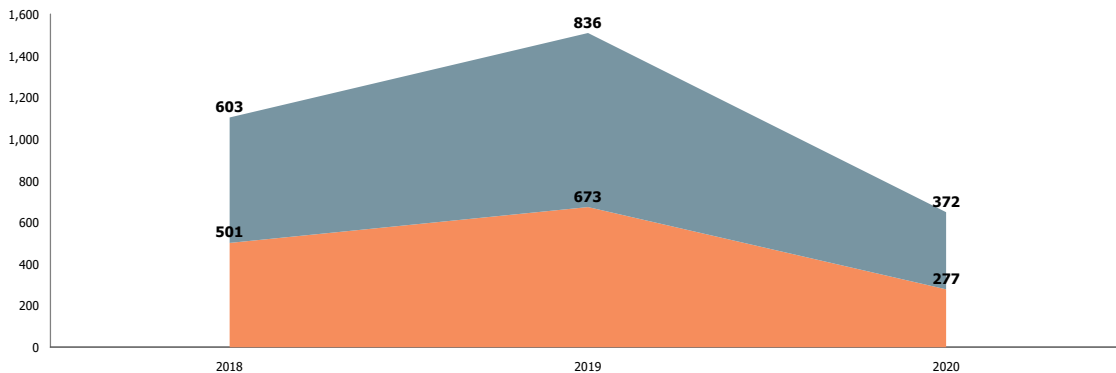


	2018			2019			2020		
	Cat	Dog	Total	Cat	Dog	Total	Cat	Dog	Total
Adoption	298	174	472	375	434	809	200	169	369
Deceased	8	2	10	1	0	1	3	2	5
Disposal	0	0	0	2	0	2	2	5	7
Humane Euthanasia	4	3	7	24	11	35	12	10	22
Lost Exp	0	0	0	0	0	0	1	0	1
Missing	1	0	1	0	0	0	0	1	1
RTO	22	227	249	16	183	199	7	80	87
Rto-Adopt	5	8	13	4	19	23	1	3	4
Shelter Neuter Return	65	0	65	104	0	104	11	0	11
Transfer	98	189	287	147	189	336	40	102	142
Total	501	603	1,104	673	836	1,509	277	372	649

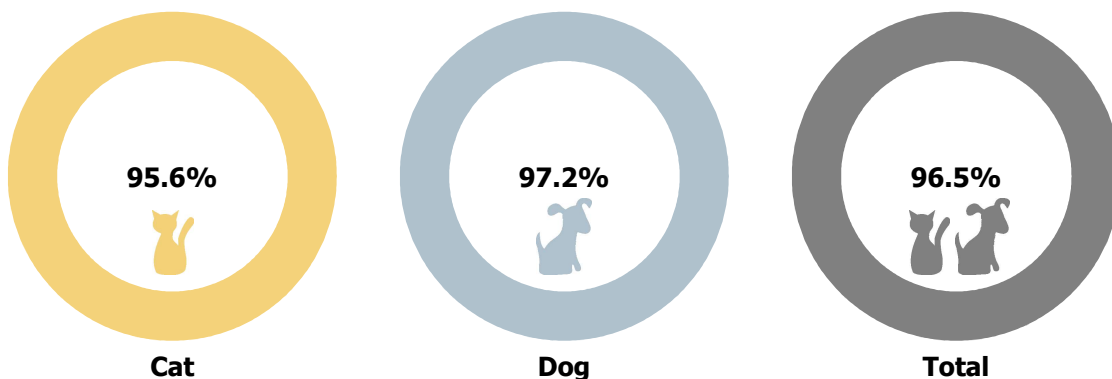
Yearly November Outcomes by Outcome Type



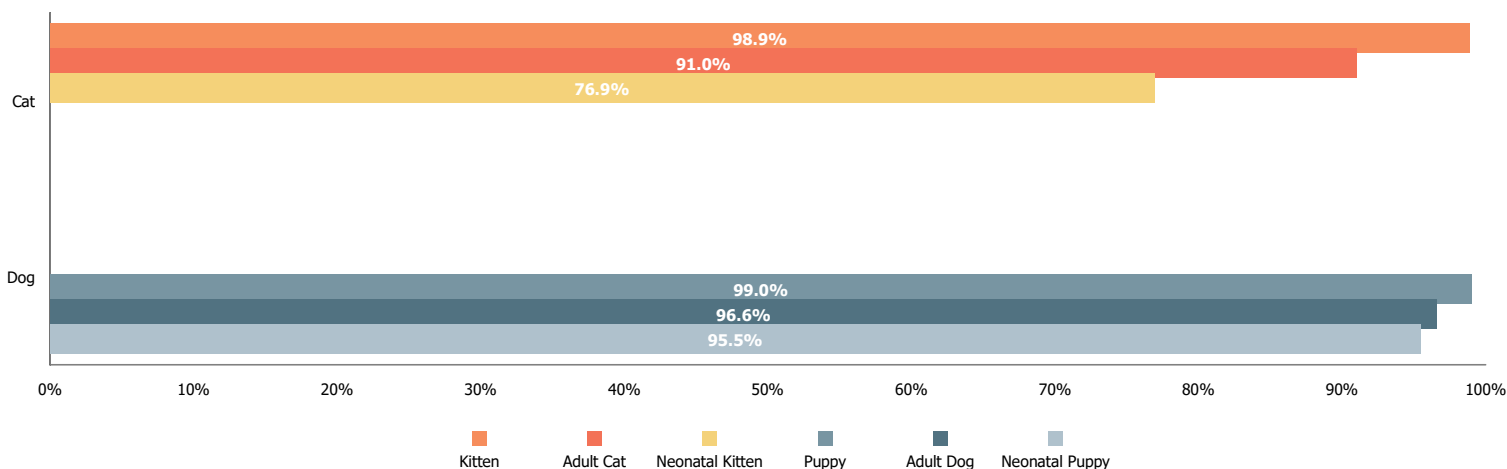
Yearly November Outcomes by Animal Type



Total Live Release Rates



Live Release Rates by Age Breakdown



Yearly November Live Release Rates Compared

