




MUELLER SOUTHEAST GREENWAY PARK

Studio8
Architecture & Interiors



Stantec



THE URBAN WETLAND

ENHANCED ECOSYSTEM FUNCTION & URBAN HEALTH

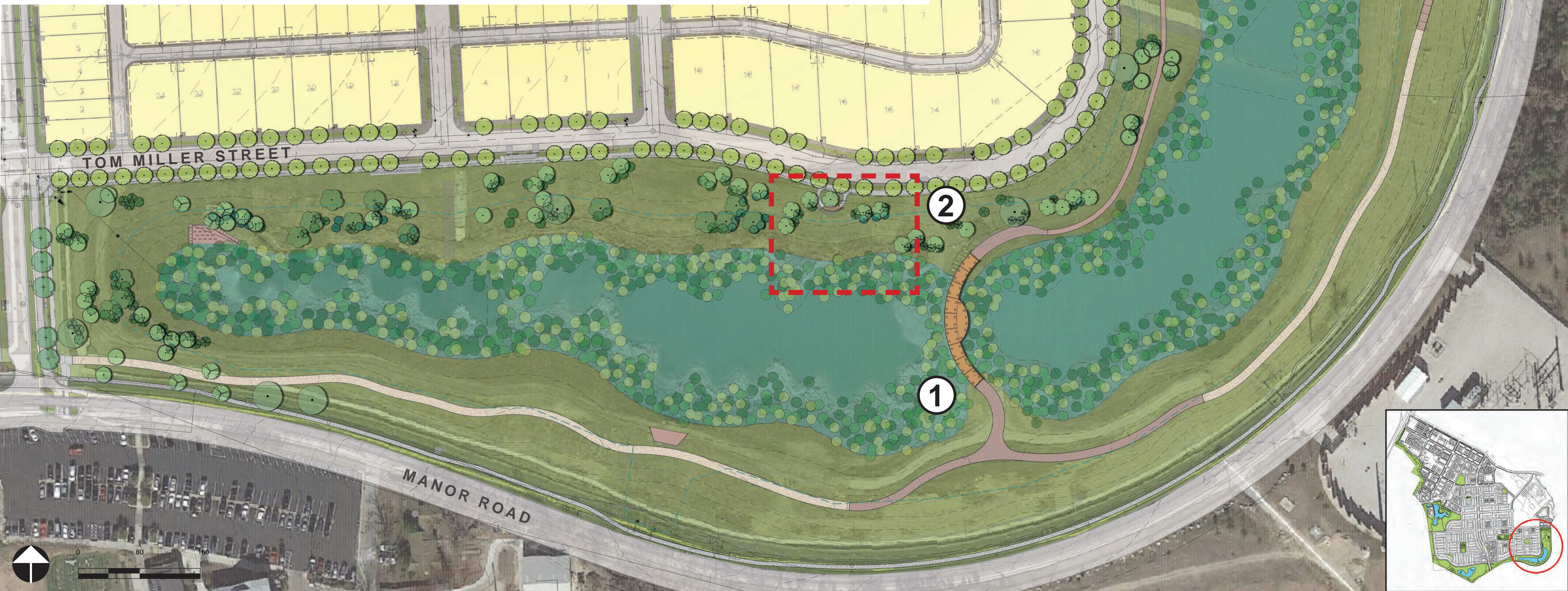
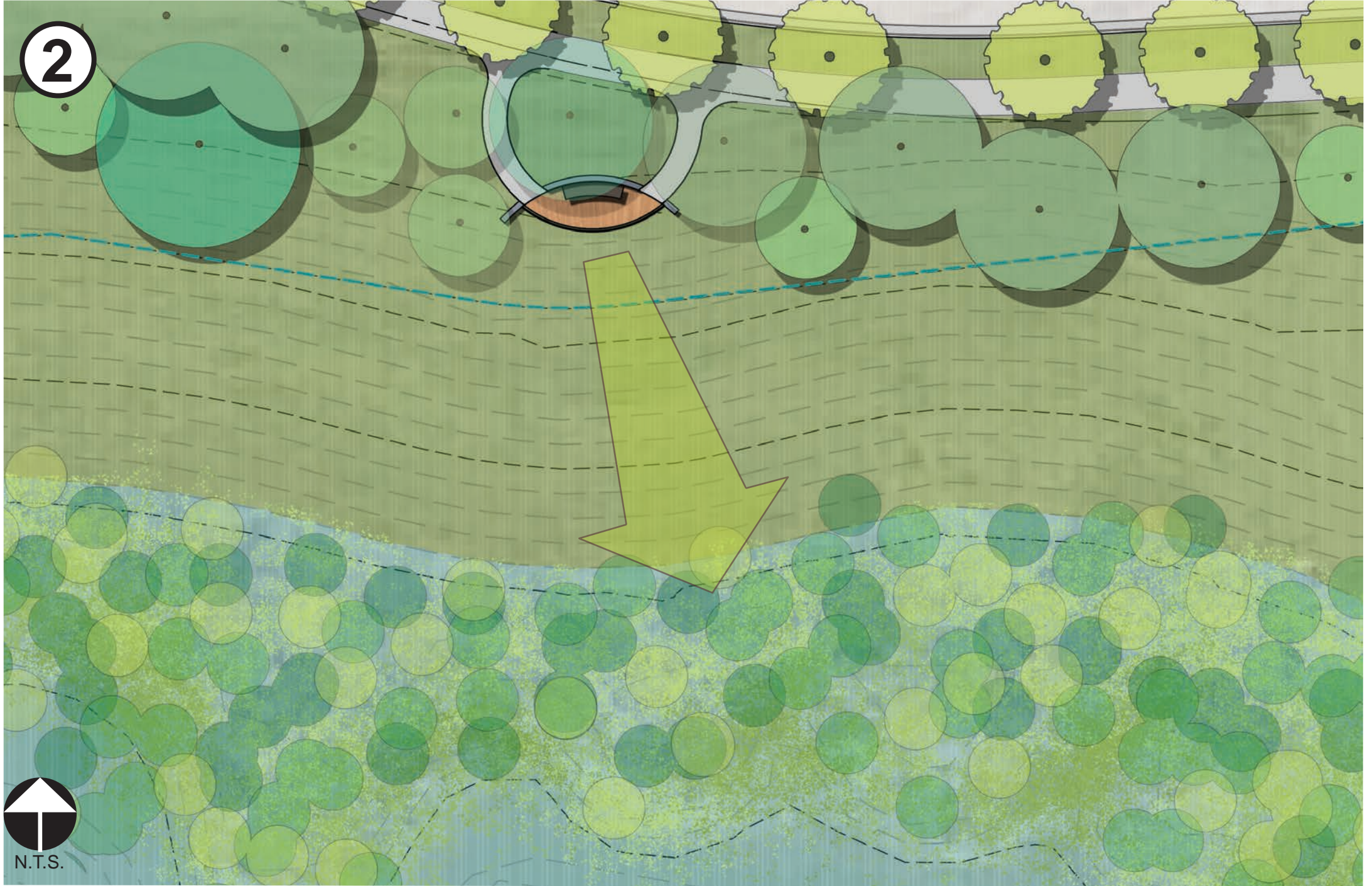
Water is an essential resource to our way of living. By incorporating native wetland habitats, woodlands and grasslands into engineered urban landscapes we can maximize wildlife diversity and create a wide range of plant and animal habitats. These native ecosystems also improve the health of our neighborhoods and cities by removing toxins and pollutants from air and water, sequestering carbon dioxide into the system and helping to reduce the heat island effect.

Features include the Boardwalk, Permanent Wetland Habitat & Seasonal Wetland Habitat.

- 1 BOARDWALK
- 2 REMEMBRANCE OVERLOOK
- 3 SEASONAL WETLAND
- 4 URBAN WOODLANDS



REMEMBRANCE OVERLOOK ENLARGEMENT



SITE PLAN ENLARGEMENT

LEGEND

1

TRAILHEAD

2

PARKING - 21 SPACES

3

CANOPY AT SKATEPARK

4

SKATEPARK

5

RAINGARDEN

6

RESTROOM BUILDING

7

CANOPY AT PUMPTRACK

8

PUMPTRACK

9

OPEN PLAY FIELD

10

PICNIC AREA





Restrooms



Skate Plaza Canopy



Pump Track Canopy



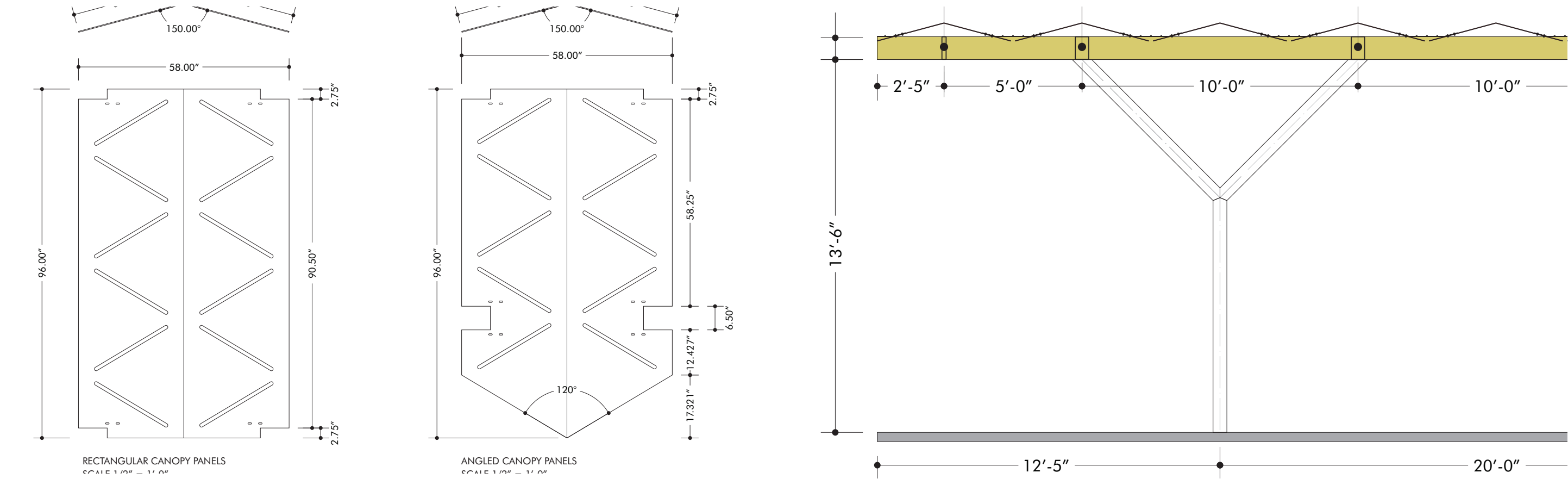
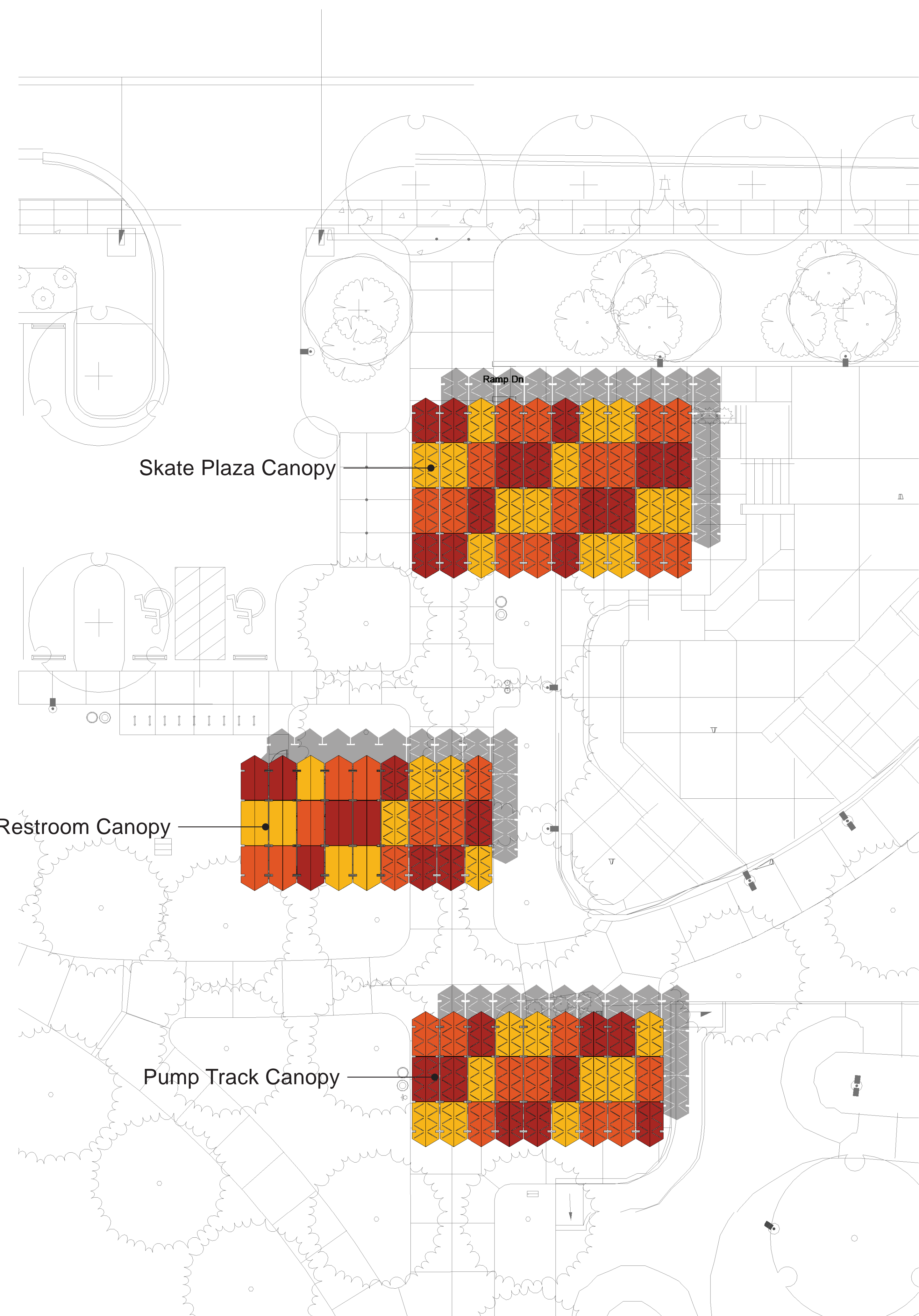
Canopy Colors



Smooth Concrete



Textured CMU



CANOPY AND METAL
EDGE COLORS
IN SKATEPARK



CONCRETE COLORS
WITHIN SKATEPARK



TERRA COTTA



PALOMINO



NATURAL GRAY



CONCRETE COLOR LEGEND

SYMBOL	DESCRIPTION
CC-01	NATURAL GRAY CONCRETE
CC-02	PALOMINO / DAVIS 5447 (OR APPROVED EQUAL), INTEGRAL COLOR
CC-03	LEDGE CAP & BASE : TERRA COTTA / DAVIS 10134 (OR APPROVED EQUAL), INTEGRAL COLOR
CC-04	RETAINING WALL: NATURAL GRAY CONCRETE

COLORED CONCRETE
CURING NOTES

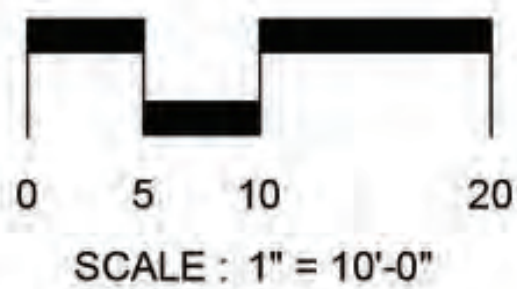
1. CONTRACTOR TO ENSURE THAT COLORED CONCRETE IS CURED AND SEALED AFTER EACH POUR PRIOR TO POURING ADJACENT COLORED CONCRETE SURFACES TO AVOID BLEEDING AND DUSTING.
2. COLORED CONCRETE SHALL BE CURED WITH AN APPROVED CURING AID.

CONCRETE POUR SEQUENCE
GUIDELINES

CONTRACTOR TO COORDINATE ALL PROJECT SAMPLE REVIEWS, PROGRESS SITE VISITS WITH SKATE PARK DESIGNER IN ADVANCE. CONTRACTOR TO SUBMIT POUR SCHEDULE FOR REVIEW AND APPROVAL PRIOR TO COMMENCING WORK.

THE FOLLOWING IS A SEQUENCING GUIDELINE FOR THE CONTRACTOR'S SUBMITTAL:

1. INSTALL ALL CAST-IN-PLACE FORMS & METAL FABRICATIONS.
2. POUR ALL CAST-IN-PLACE LEDGES, BREAK FORMS AND FINISH.
3. INSTALL ALL METAL FABRICATIONS FOR SHOTCRETE AREAS AND FORM WORK.
4. INSTALL ALL REQUIRED REBAR PER PLANS AND SPECIFICATIONS.
5. INSTALL ALL SHOTCRETE AND SPECIALTY POURS PER PLANS AND SPECIFICATIONS.
6. BREAK ALL SHOTCRETE AND SPECIALTY FORMS PRIOR TO POURING FLATWORK.
7. POUR ALL TOP DECKS.
8. POUR ALL BOTTOM AREAS LAST.



SCALE : 1" = 10'-0"



NEW LINE SKATEPARKS INC.
BUILDING SKATEBOARDING
137 W. Marion Ave. #1
Edgewater, FL 32132
P 604.530.1114
F 604.530.1119
newlineskateparks.com

PROJECT: MUELLER SOUTHEAST GREENWAY PARK
SKATE PARK & PUMP TRACK

LOCATION: Mueller Southeast Greenway Park

3601 Zach Scott Street, Austin TX 78723
90% PROGRESS SET
NOT FOR CONSTRUCTION

NO DATE BY DESCRIPTION

COPYRIGHT RESERVED. THIS DRAWING AND DESIGN IS THE PROPERTY OF NEW LINE SKATEPARKS INC. AND MAY NOT BE REPRODUCED OR USED FOR OTHER PROJECTS WITHOUT PERMISSION.

CONTRACTOR SHALL CHECK ALL DIMENSIONS ON THE WORK AND REPORT ANY DISCREPANCY TO THE CONSULTANT BEFORE PROCEEDING. ALL DRAWINGS AND SPECIFICATIONS ARE THE EXCLUSIVE PROPERTY OF THE OWNER AND MUST BE RETURNED AT THE COMPLETION OF THE WORK.


DRAWN: CL / MS START DATE:
CHECKED: KR FEBRUARY 2020
APPROVED: KR

DRAWING TITLE:
SKATE PARK CONCRETE
COLOR PLAN


SCALE: AS SHOWN PAGE SIZE: 22"x34"

PROJECT NUMBER: 2019-18

DRAWING NUMBER: SP-1.5 REV 90% PROGRESS SET NOT FOR CONSTRUCTION



CANOPY AND METAL
EDGE COLORS
IN SKATEPARK



CONCRETE COLORS
WITHIN SKATEPARK



TERRA COTTA



PALOMINO



NATURAL GRAY

D:\New Line Skateparks\US2019-18 (Mueller DD scope, TX) - Project Documents\Documentation\CAD\Sheet\2019\PT-1.4CCP.dwg
11/11/2020 11:39 AM



CONCRETE COLOR LEGEND

SYMBOL	DESCRIPTION
	CC-01 NATURAL GRAY CONCRETE

COLORED CONCRETE CURING NOTES

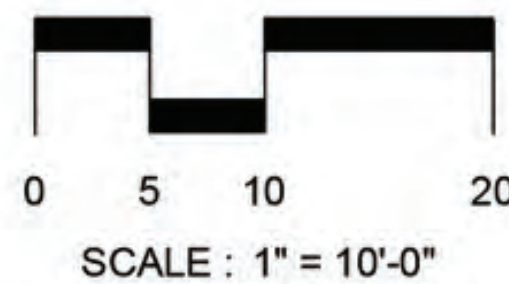
1. CONTRACTOR TO ENSURE THAT COLORED CONCRETE IS CURED AND SEALED AFTER EACH POUR PRIOR TO POURING ADJACENT COLORED CONCRETE SURFACES TO AVOID BLEEDING AND DUSTING.
2. COLORED CONCRETE SHALL BE CURED WITH AN APPROVED CURING AID.

CONCRETE POUR SEQUENCE GUIDELINES

CONTRACTOR TO COORDINATE ALL PROJECT SAMPLE REVIEWS, PROGRESS SITE VISITS WITH PUMP TRACK DESIGNER IN ADVANCE. CONTRACTOR TO SUBMIT POUR SCHEDULE FOR REVIEW AND APPROVAL PRIOR TO COMMENCING WORK.

THE FOLLOWING IS A SEQUENCING GUIDELINE FOR THE CONTRACTOR'S SUBMITTAL:

1. INSTALL ALL CAST-IN-PLACE FORMS & METAL FABRICATIONS.
2. POUR ALL CAST-IN-PLACE LEDGES, BREAK FORMS AND FINISH.
3. INSTALL ALL METAL FABRICATIONS FOR SHOTCRETE AREAS AND FORM WORK.
4. INSTALL ALL REQUIRED REBAR PER PLANS AND SPECIFICATIONS.
5. INSTALL ALL SHOTCRETE AND SPECIALTY POURS PER PLANS AND SPECIFICATIONS.
6. BREAK ALL SHOTCRETE AND SPECIALTY FORMS PRIOR TO POURING FLATWORK.
7. POUR ALL TOP DECKS.
8. POUR ALL BOTTOM AREAS LAST.



NEW LINE SKATEPARKS INC.
BUILDING SKATEBOARDING
137 W. Marsh Ave. #1 P 604.530.1114
Edgewater, FL 32132 F 604.530.1119
newlineskateparks.com

PROJECT:
**MUELLER SOUTHEAST GREENWAY PARK
SKATE PARK & PUMP TRACK**

LOCATION:
Mueller Southeast Greenway Park

3601 Zach Scott Street, Austin TX 78723

**90% PROGRESS SET
NOT FOR CONSTRUCTION**

No. DATE BY DESCRIPTION		
COPYRIGHT RESERVED. THIS DRAWING AND DESIGN IS THE PROPERTY OF NEW LINE SKATEPARKS INC. AND MAY NOT BE REPRODUCED OR USED FOR OTHER PROJECTS WITHOUT PERMISSION.		
CONTRACTOR SHALL CHECK ALL DIMENSIONS ON THE WORK AND REPORT ANY DISCREPANCY TO THE CONSULTANT BEFORE PROCEEDING. ALL DRAWINGS AND SPECIFICATIONS ARE THE EXCLUSIVE PROPERTY OF THE OWNER AND MUST BE RETURNED AT THE COMPLETION OF THE WORK.		
DRAWN: CL / MS	START DATE:	
CHECKED: KR	FEBRUARY 2020	
APPROVED: KR		
DRAWING TITLE:		
PUMP TRACK CONCRETE COLOR PLAN		
SCALE: AS SHOWN	PAGE SIZE:	22"x34"
PROJECT NUMBER: 2019-18		
DRAWING NUMBER: PT-1.4	REV	90% PROGRESS SET NOT FOR CONSTRUCTION

MUELLER

Mueller Southeast Greenway

Prepared for Catellus Austin, LLC by RVi Planning and Landscape Architecture, Studio 8 & Newline Skateparks





CLICK OR SCAN
to view VIDEO

This video illustrates the **Schematic Design** phase for the park.

During the development of the final design several items were simplified or eliminated due to constructability or long term maintenance concerns. These include the shade canopies shape, the climbing boulder and a small play structure.

