

Austin Parks and Recreation Department FY 2022 BUDGET FORECAST



Department Budget Overview

FY 2021 Totals at a Glance

FY 2021 Approved Budget

\$109.7 Million

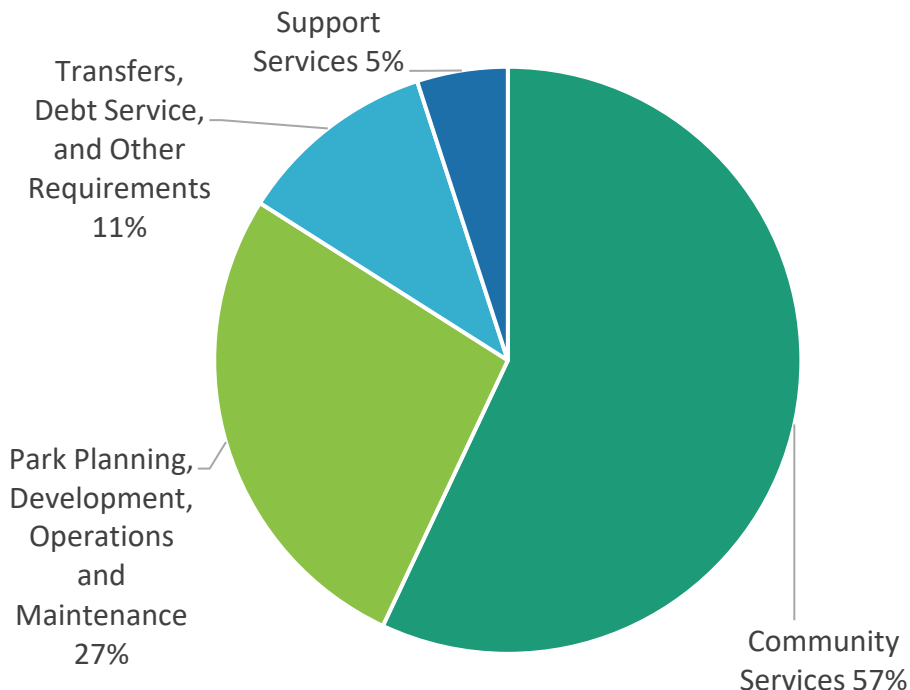
FY 2021 Positions

744.75 FTEs

FY 2021 Sources

Tax Supported: 75%
Fees/Other: 22.3%
Grants/Other: 2.7%

FY 2021 Budget by Program



FY 2021 Budget Highlights

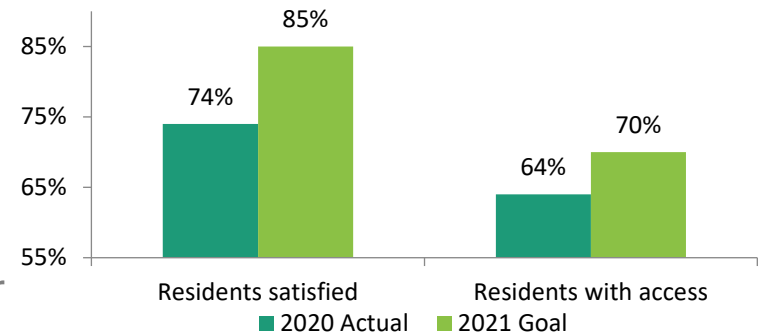
- \$638K for Forestry Services for Parkland Acquisitions
- \$150K for Contractual Increases
- \$1.2M Operations & Maintenance Support

Department Overview

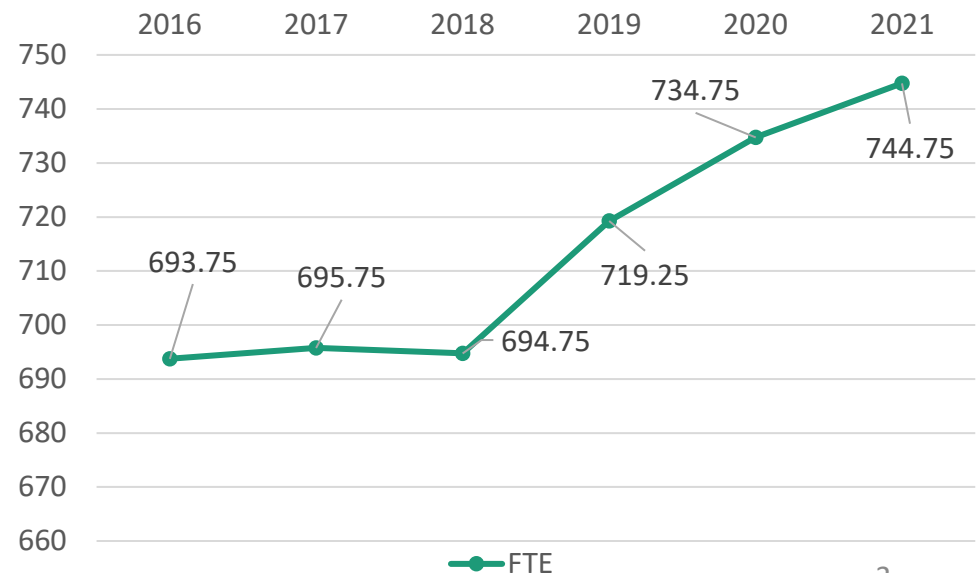
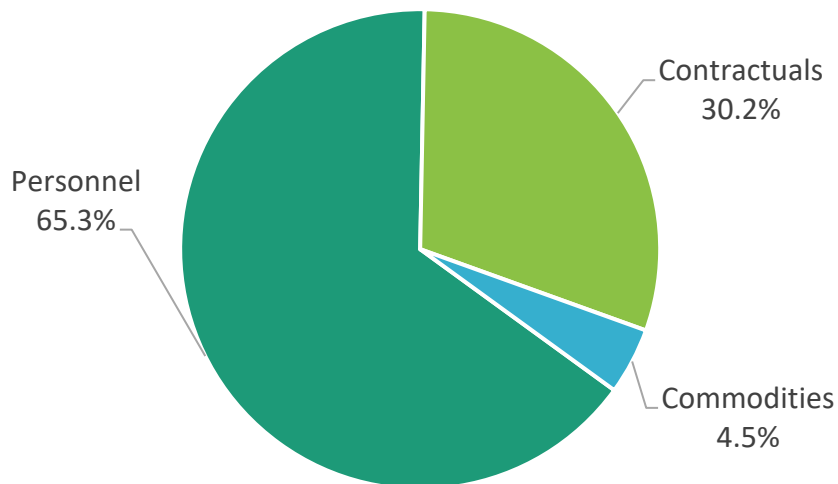
Data and Highlights

PARD SD23 Goals and Measures

- Activate and enhance urban park spaces to provide flexible and diverse programming
- Align accessible and diverse programs and services with community needs and interests
- Ensure the parks system preserves recreational and natural spaces to serve as a respite from urban life
- Expand and improve access to parks and facilities for all



FY21 Expenditure Budget by Category



Department Budget Overview

FY 2022 Proposed Total PARD Budget Forecast

**FY 2022 Proposed
Budget**

\$113.5 Million*

**FY 2022 Proposed
Positions**

766.75 FTEs

FY 2022 Sources

Tax Supported: 75%
Fees/Other: 22.3%
Grants/Other: 2.7%

FY 2022 General Fund Highlights

*General Fund Budget Increase - \$3.8M***

Standard City-Wide Cost Drivers - \$1.3M

- Employee Wage Adjustment Increases
- Fleet Maintenance and Fuel
- City Support Services

Requested Department-Wide Cost Drivers - \$2.5M

Increases to accommodate items previously authorized by Council

- Park Ranger Program Increase
- Cemetery Interment Unit Increase
- Operations & Maintenance Support

*Includes Enterprise Golf Fund

**Estimate only. FY22 Budget is still under development, pending City Council approval.

Department Budget Overview

FY 2022 Budget Proposal

BASE COST DRIVER DEFINITION:

General Fund and Support Services departments must develop a forecast with only baseline requirements. In other words, the only increases allowable are those necessary to accommodate items previously authorized by Council.

Examples of acceptable forecast items that increase the Department's budget are:

- Costs of a new facility that will be opened part-way through FY 2022
- Costs related to annexations or new facilities
- Lease increases, legislative directives, contractual commitments

Unmet Needs:

Due to current financial limitations related to property tax caps and the COVID-19 response, unmet needs are not being accepted from Departments for expanded programming, services or personnel, etc., unless it qualifies as a **base cost driver**. Unmet needs may be addressed using the following opportunities:

- Community Requests
- Council Actions
- Boards and Commissions Recommendations

Department Budget Overview

FY 2022 Zero Budget Impact FTEs

Requested positions, preliminary funded by fees or the reallocation current funding

Landscape Architect II – Preliminary funded by parkland dedication fees

Forester, Forestry Specialist, (2) Forestry Technician Senior, (3) Forestry Technician – Preliminary funded by existing Forestry budget, work to be done in house instead of contracted

Plumber I - Preliminary funded by existing Aquatics budget, work to be done in house instead of contracted

Coordinator , Program Development – Preliminary funded by existing Administration budget

IT Application Developer Sr - Preliminary funded by existing Administration budget



Department Budget Overview

FY 2022 Adjustments Meet Business Needs



Equity Coordinator – Internal position has been reclassified to meet business needs and will perform the following duties:

- Implement, monitor and evaluate the Parks and Recreation Department specific Equity Assessment recommendations and associated outcomes
- Facilitate and manage the Parks and Recreation Department's Long Range Plan strategies and associated outcomes through an equity lens
- Establish department accountability and performance measures for specific work projects related to the Equity Assessment and Long-Range Plan

Temporary Employee funding is being reallocated to meet the following needs:

- Department Wide Security
- Internal Auditing
- FEMA Reconciliation

General Fund Department Revenue Forecast

FY21 Budget Revenue of \$14.5 million

FY21 Projected Revenue of \$4.2 million

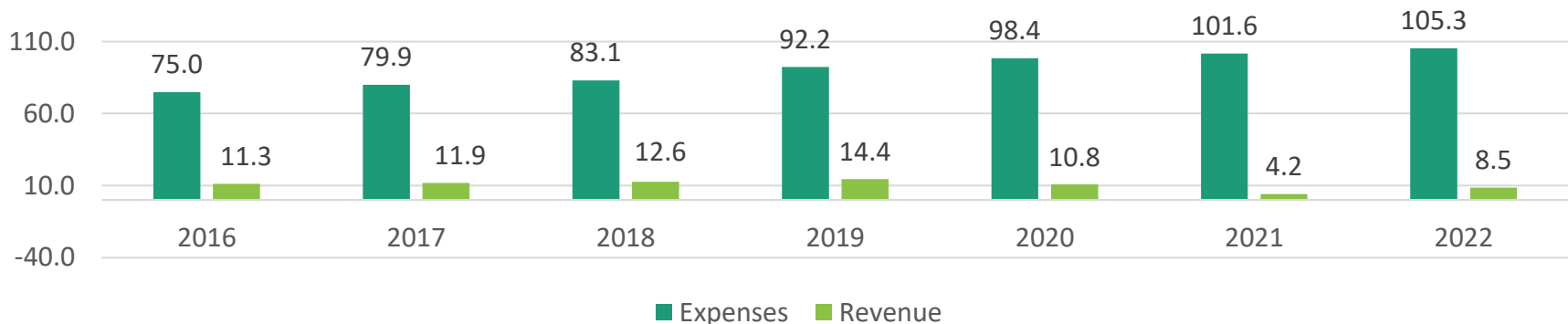
The COVID-19 pandemic continues to have a significant impact on PARD's FY21 revenue budget.

FY22 Proposed Revenue : \$8.5 million

The growth estimate factors in elements, such as (but not limited to): concession contracts, interment services, pool entry fees, and summer camp registration.



FY16-FY22
Revenue Vs Expenses (\$ Millions)



Boards and Commissions Participation



MEMORANDUM

TO: Boards and Commissions
FROM: Diane Siler, Interim Budget Officer
DATE: January 14, 2021
SUBJECT: FY 2021-22 Budget Process and Calendar

The City continues to be committed to an inclusive and transparent budget development process that incorporates resident and stakeholder feedback into budget considerations and priorities. One important component of this process is input received annually from the City's various boards and commissions. In FY 2020-21, your input on community needs resulted in significant investments in affordable housing, homelessness response, and public health initiatives.

Due to the financial constraints from COVID-19 coupled with the 3.5% property tax revenue cap, the FY 2021-22 budget development process will focus on maintaining existing services. With these constraints in mind, we encourage boards and commissions to provide feedback on the efficiency, equity, and effectiveness of the City's existing services and programs. As always, the Budget Office is available to discuss these topics in more detail at boards and commissions meetings upon request.

As in previous years, the Budget Office will coordinate with City departments to review recommendations passed by boards and commissions. Please note that department budgets are due to the Budget Office on May 7, 2021. Therefore, recommendations should be submitted to the City Clerk no later than April 9, 2021 to provide departments the opportunity to include the recommendation, upon completion of review, into their proposed budget submittal. A template will be created to help Commissions organize and submit their recommendations.

For your information, the Council-approved calendar for the FY 2021-22 budget is shown below:

- | | |
|-------------|---|
| • May 7 | Department Budgets Due to the Budget Office |
| • July 9 | Presentation of the FY21-22 Proposed Budget to City Council |
| • July 22 | First Budget Hearing |
| • July 27 | City Council Budget Work Session |
| • July 29 | Second Budget Hearing |
| • August 3 | City Council Budget Work Session |
| • August 11 | Tax Rate Hearing and Budget Adoption |

Additional information, including the FY 2020-21 final survey report, FY 2020-21 board and commission recommendation summaries, and FY 2021-22 budget engagement updates, can be found at the City's Budget Engagement website at www.austintexas.gov/budget.

- Focus on maintaining existing services
- Committed to inclusiveness and transparency
- Boards & Commissions input due April 9th

Next Steps

Boards & Commissions Recommendations

April 9

Departments Budget Submission

May 7

Proposed Budget Presented to Council

July 9

Budget Public Hearings

July 22 & 29

Council Budget Work Sessions

July 27 & Aug 3

Tax Rate Hearing and Budget Adoption

August 11

Questions

Department Budget Overview

FY 2022 Budget Forecast – Unmet Needs

Department needs that may not meet the definition of a base cost driver during the Financial Forecast process for inclusion in the budget. While not an all-inclusive list the following are examples of need:

- Increase summer camp and afterschool attendance capacity,
- Extend hours at Bartholomew pool,
- Add more staffing at Barton Springs Pool,
- Add security services for various pool facilities,
- Enhance department-wide security support,
- Increase in department-wide training support, and
- Increase in community engagement support, and
- Enhance Park Rangers program.