

Austin Energy Operational Update Q2 FY21

Austin Energy Utility Oversight Committee – June 2021

Sidney Jackson

Chief Operating Officer, Austin Energy



June 1, 2021

© 2018 Austin Energy

Austin Energy Operational Update

Discussion Topics



Performance

On-Site Energy
Resources



Carbon Footprint

Future State



Austin Energy Operational Update

Performance



Commercial Availability & Start Success

Commercial Availability

Generation Resource	Target Seasonal Commercial % Availability	Commercial Availability Actuals (%)	
		Q1 FY21 AVG	Q2 FY21 AVG
Decker Steam Units	95	39	91
Sand Hill Combined Cycle	95	69	98
Fayette Units	97	97	100
South Texas Project	100	100	91

Commercial Availability values reflect maintenance or refueling outages typical for this period

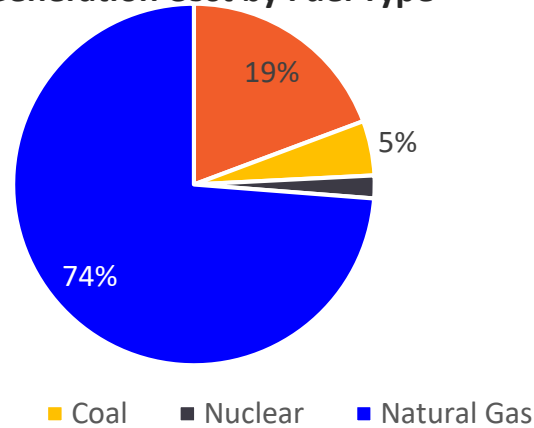
Start Success

	Start Success Target(%)	Start Success Actuals (%)	
		Q1 FY21 AVG	Q2 FY21 AVG
Simple Cycle Start Success	99	100	100



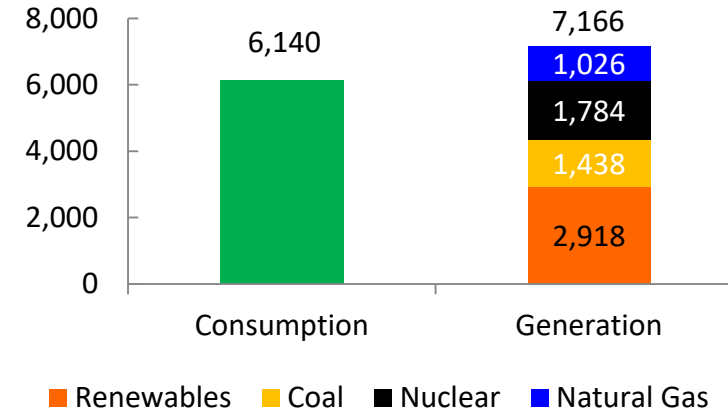
Net Generation and Load Analysis FY 2021 Q2

Power Generation Cost by Fuel Type

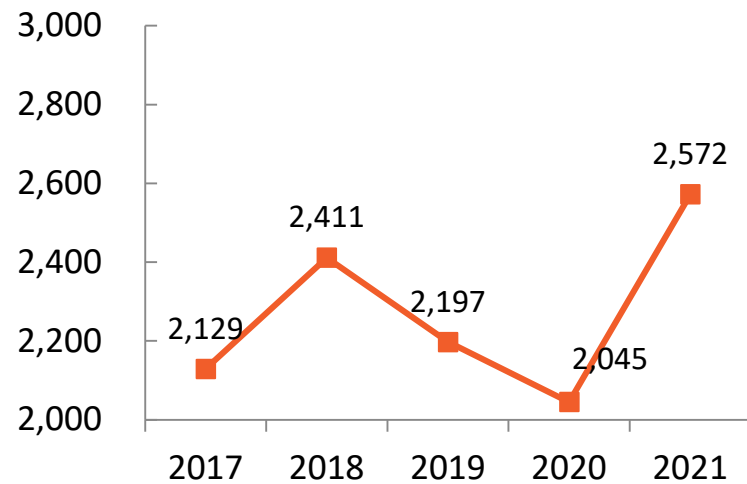


**Costs include fuel for generation, fuel transportation, renewable Power purchases agreements*

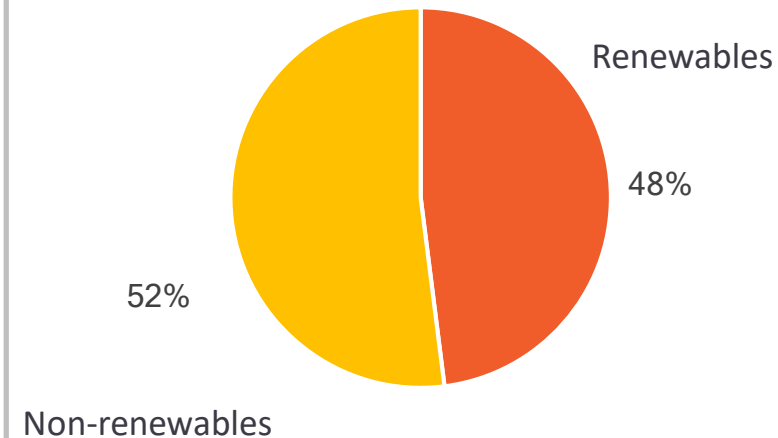
Consumption vs. Generation (GWh)



Historical FY Q2 System Peak Demand (MW)



Renewable Power as Percent of Consumption



System Reliability

CAIDI = Customer Average Interruption Duration Index

Average time to restore service.

SAIDI = System Average Interruption Duration Index

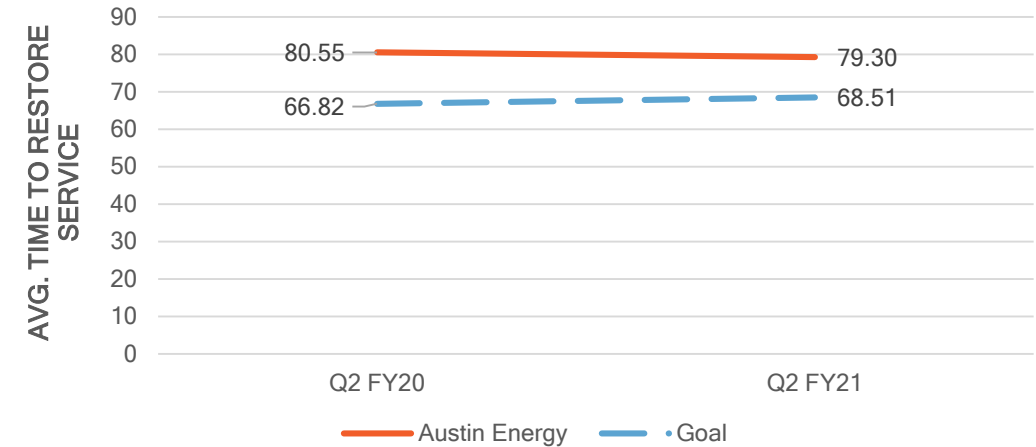
Total duration of interruptions for the average customer, during a period of time.

SAIFI = System Average Interruption Frequency Index

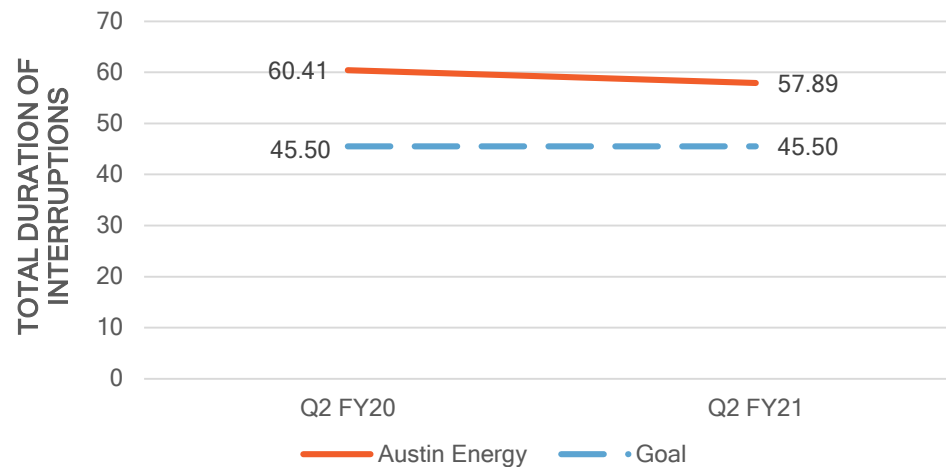
How often the average customer experiences a sustain interruption, over a period of time.

MED = Major Event Days

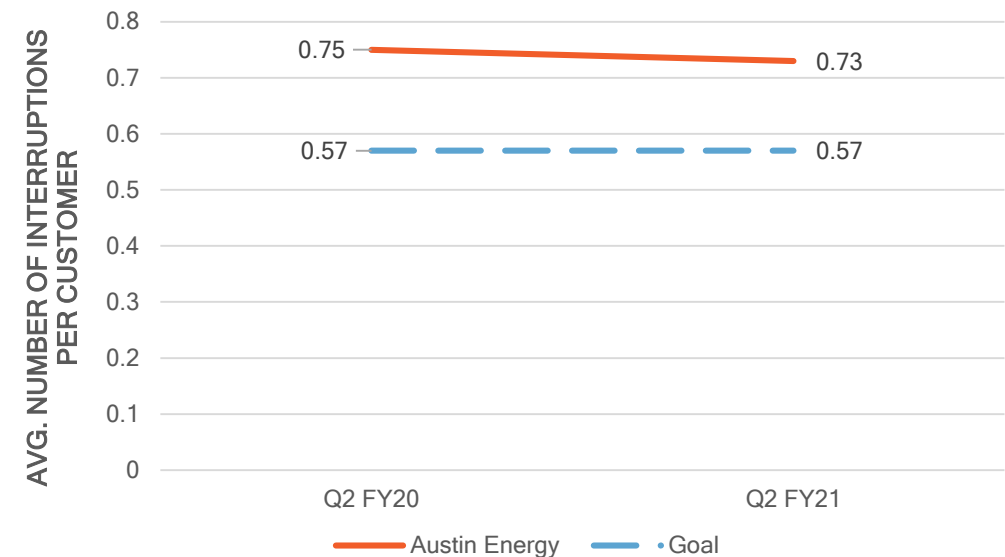
CAIDIs w/o MED



SAIDIs w/o MED



SAIFIs w/o MED

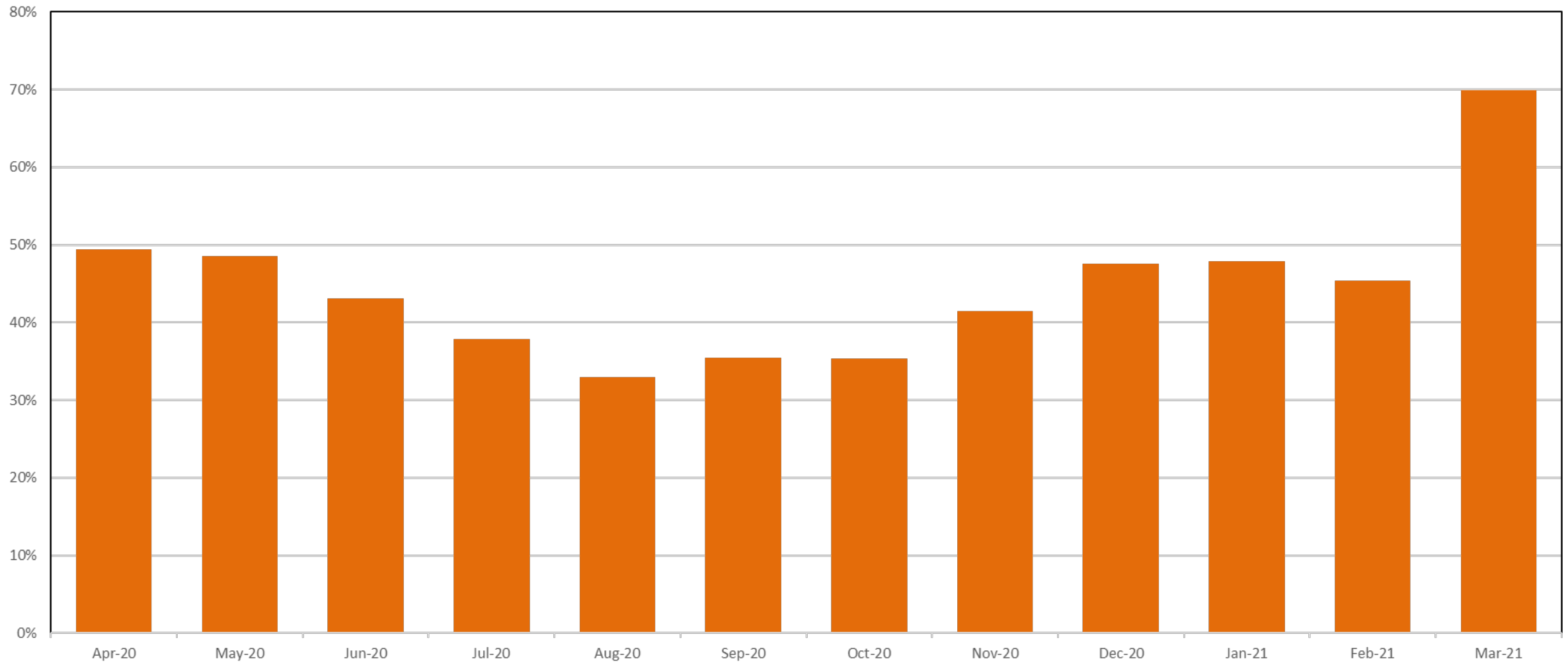


Austin Energy Operational Update

Carbon Footprint



Renewable Generation as a Percentage of Load



Environmental Focus

Reducing our Carbon Footprint

Key programs and projects designed to:

- Expand Renewable Portfolio
- Integrate Distributed Energy Resources



Austin-Bergstrom Airport Project (ABIA)

- New solar array completed: 1.8MW locally-generated renewable energy
- The equivalent energy to supply 160 homes/year
- Solar panels equal the distance of 2 football fields and sit atop ABIA Blue garage
- Awaiting final administrative step: Certificate of insurance, expected any day
- On-Target for substantial completion in May 2021

New Wind and Solar Resources

- Gulf Wind (170 MWs) original COD of May 5th, 2021 (now waiting on final approval of Part 3 checklist from ERCOT – expected any day)
- East Blacklands aka Pflugerville Solar (144 MWs) has an expected COD of mid July 2021
- Aragorn Solar (180 MWs) has an expected COD of October 2021
- Pandora Solar (250 MWs) is an outer year PPA with an unchanged expected COD of December 2023



Austin Energy Operational Update

District Cooling Projects



Key District Energy & Cooling Activities

District Cooling Plant #3 (Downtown, Crescent Tract)

Constructing 10,000 ton chilled water plant for the Downtown System

- Chiller building and Cooling Towers structures are complete
- Art in Public Places is complete.
- Working on site cleanup, fencing, signage and landscaping items.
- Mechanical testing and commissioning is ongoing.
- **On-Target for Operational Startup in Summer 2021**

Austin Community College Highland Campus

Constructing a 6,000 ton chilled water plant with Thermal Energy Storage

- Changes initiated by the customer (ACC) to include a well on site
- Cost of this change is approx. \$1 million but will save several million over the lifecycle of the plant
- Final completion of project altered by 3 months
- **On-Target for substantial completion in Q3 2021**

Mueller Energy Center #2 (Mueller Redevelopment Zone)

Constructing a 6,000 ton chilled water plant with Thermal Energy Storage

- Plant Capacity 6000 TR plus TES tank
- Contractor is selected
- Design and equipment selection in progress.
- **Targeted for substantial completion in Q3 2022**



Austin Energy Operational Update

Future State



Grid Resilience

AE Strategic Goals 2020-2025

Grid Resilience



Improve Distribution System Reliability

Identify, Rank, and Address feeder maintenance needs in areas historically beset by outages. Identify, Rank and Address system hardening needs in areas most susceptible to wildfire risk.

Phase I - Top 10 Feeders in both Performance and Wildfire Criticality addressed (CY/2021)



Improve Substation Reliability

Evaluate substation equipment operation and address legacy equipment needs.

Phase I - Fiskville Substation Upgrades (COMPLETE)

Phase II- Slow Breaker Operation - Review, Rank and Schedule Substation Breakers for maintenance and remediation



Improve Underground Network Reliability

Starts with enabling greater Visibility to our downtown network through the integration of our network model into our Advanced Distribution Management System

Phase I - Network fully Modeled in ADMS - (Q3/2021)



Transmission System of the Future

As part of the 2030 generation plan, Austin Energy is commissioning a Transmission system study that will investigate ways to achieve our goals set forth in the plan while compensating for the loss of generation plants.

Phase I - Development of evaluation criteria (Q1/2021)

Phase II - Develop SOW for RFP release (Q2/2021)



Austin Energy Operational Update

Appendix

