



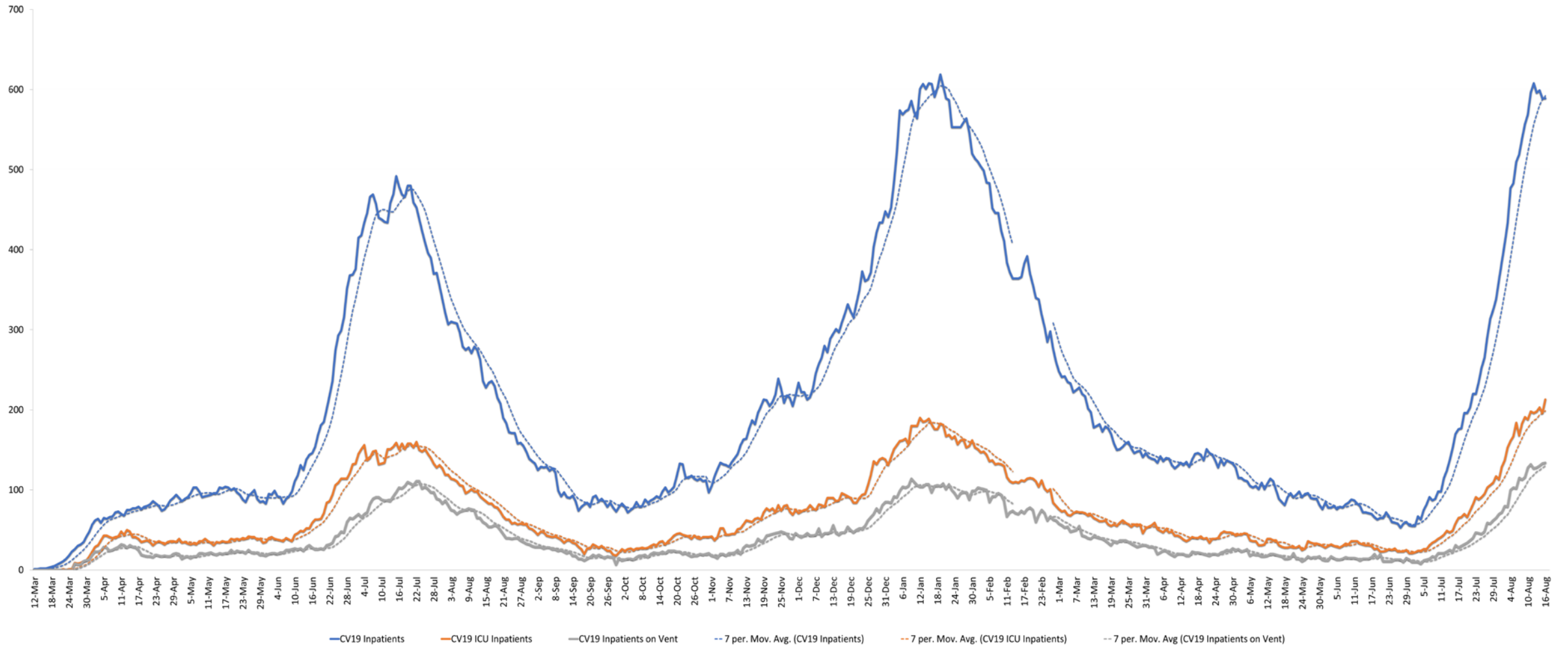
COVID-19 Update

August 17, 2021

DESMAR WALKES MD, HEALTH AUTHORITY/MEDICAL DIRECTOR
CITY OF AUSTIN/TRAVIS COUNTY



COVID-19 AUSTIN MSA CURRENT HOSPITALIZATIONS, ICU ADMISSIONS, AND VENTILATOR USE



The University of Texas COVID-19 Modeling Consortium

Reproduction number $R(t)$

0.98*

[0.90 - 1.27]

Probability epidemic is growing

46%

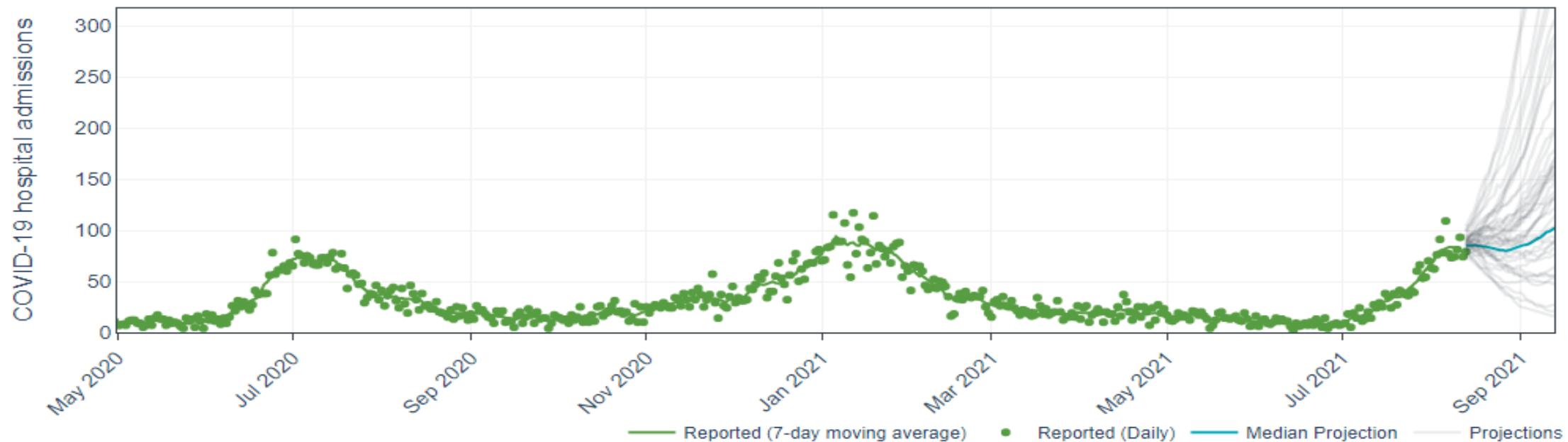
14-day change

22% more infections

* Value indicate the average reproduction number over the most recent week. Numbers in brackets are 95% credible intervals and indicate the uncertainty in model estimates.

Last Updated: 2021-08-13

Daily COVID-19 Hospital Admissions in the Austin-Round Rock MSA (7 day moving average)



Click and drag on the plot to zoom-in and double-click to zoom-out completely. The icons at the top right of each graph will provide you with additional options.

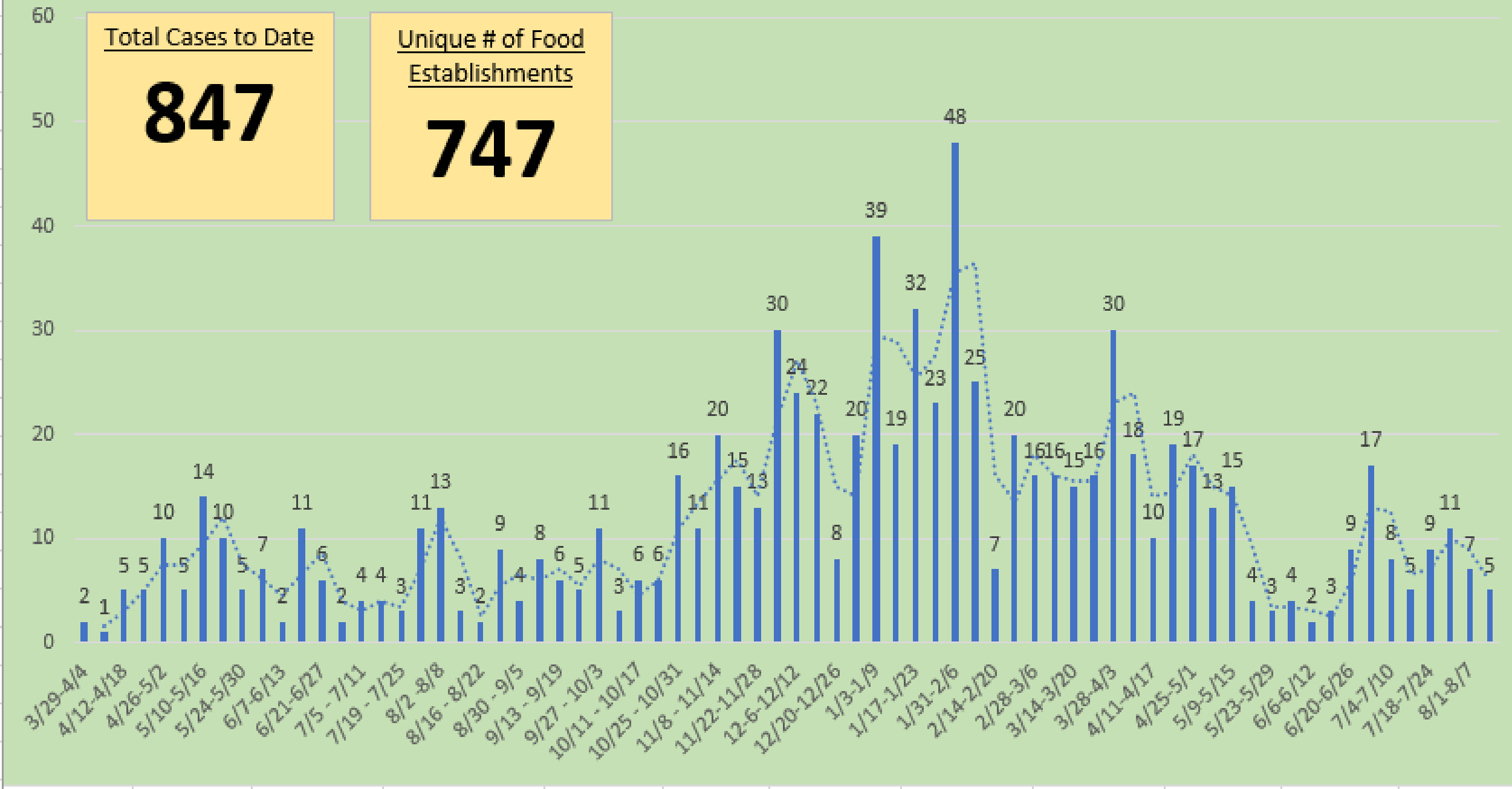
COVID Case Tracking of Retail Food Establishments in Austin/Travis County

Total Cases to Date

847

Unique # of Food Establishments

747



COVID-19 Cases per 100k

COVID-19

Search below to see a county's cumulative rate of COVID-19 cases by 100,000 population and to compare rates between counties. Use the map to explore COVID-19 case rates across the U.S.



County Name or ZIP Code



Hays County, TX



Travis County, TX



Williamson County, TX



CLEAR ALL

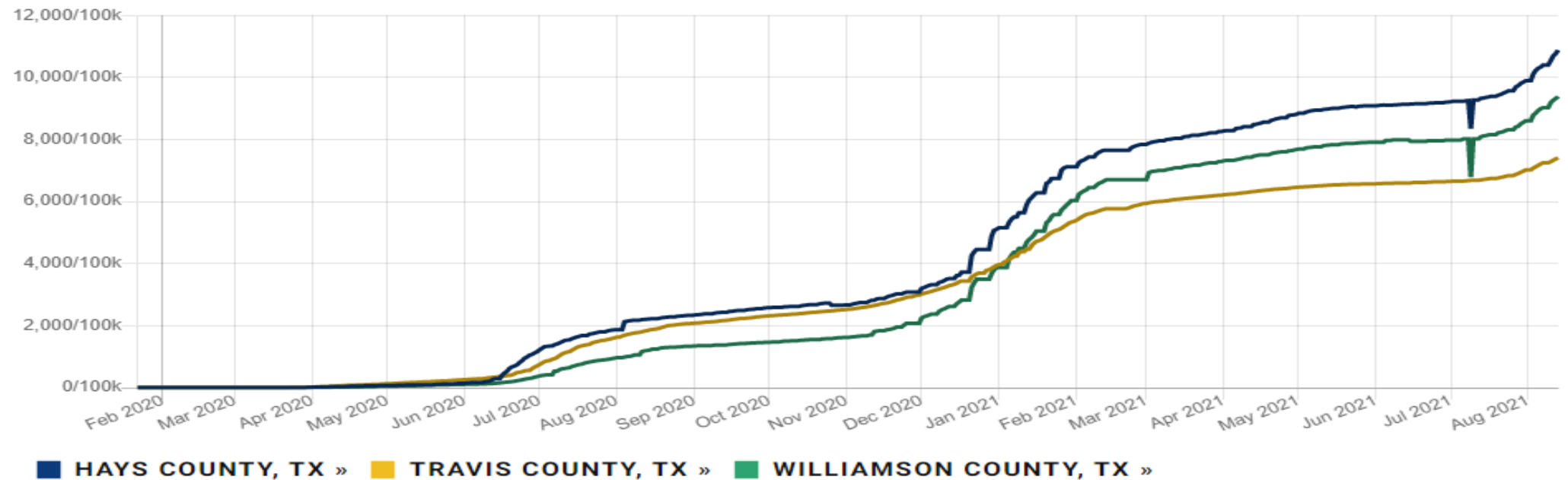
History

Snapshot

Map

Correlations

Historical Trend



COVID-19 Deaths per 100k

COVID-19

Search below to see a county's rate of COVID-19 deaths by 100,000 population and to compare rates between counties. Use the map to explore COVID-19 death rates across the U.S.



County Name or ZIP Code



Hays County, TX



Travis County, TX



Williamson County, TX



CLEAR ALL

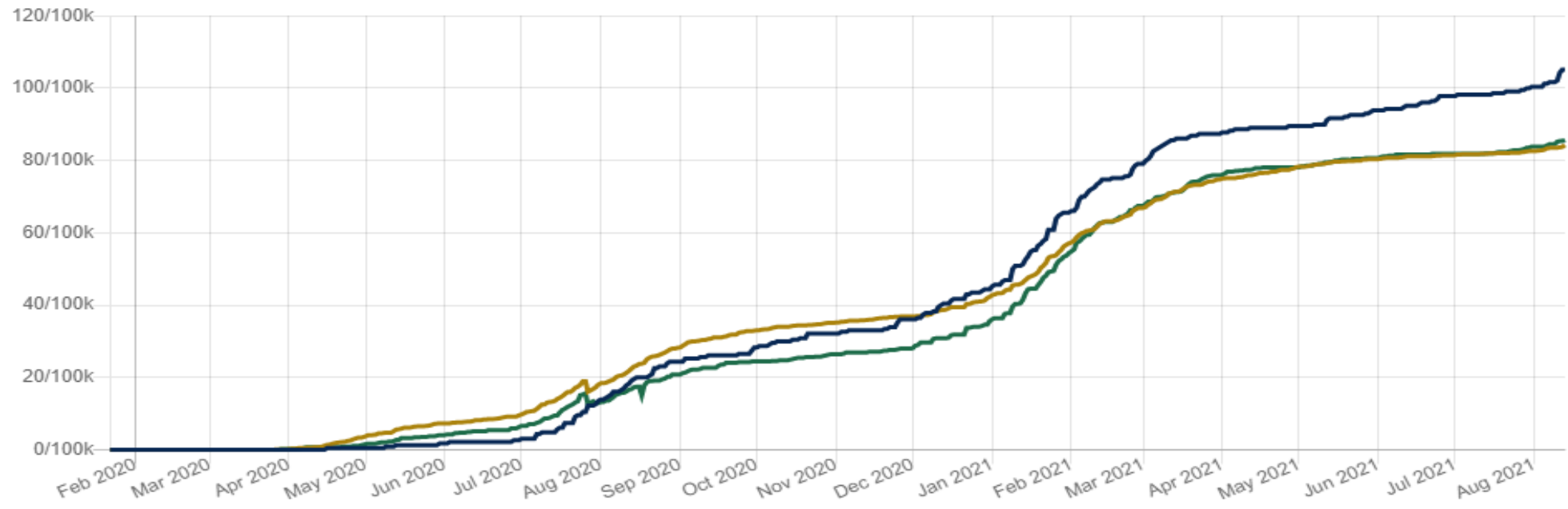
History

Snapshot

Map

Correlations

Historical Trend



Austin MSA COVID-19 Patient Hospital Admissions by Race

Admissions 8/2/2021-8/15/2021 (Data as of 8/16/2021)

Date of Admission

8/2/2021

8/15/2021

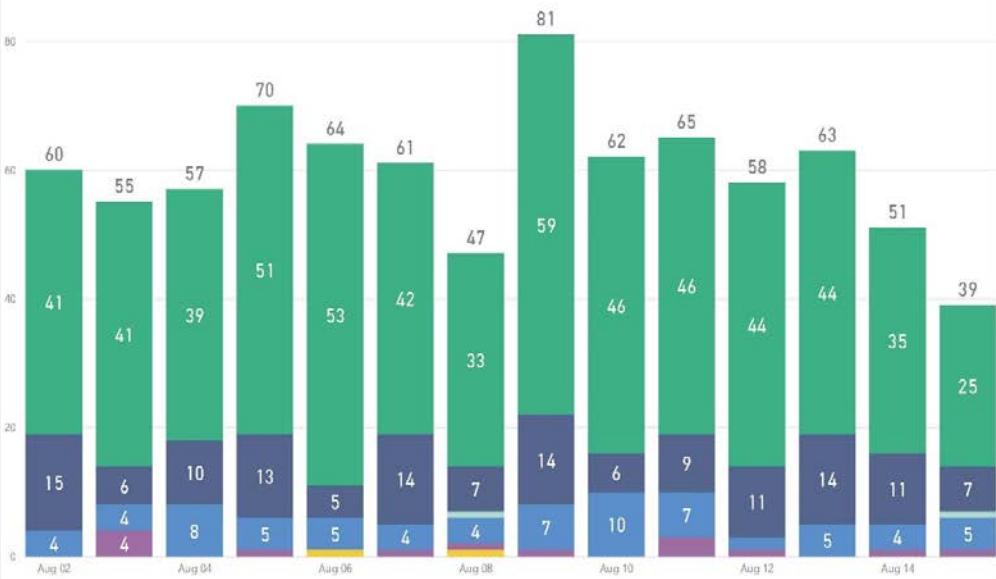
Percentage of Admissions by Race
N= 833

Race	Percentage
American Indian/Alaska Native	0.24%
Asian	1.68%
Black	8.88%
Native Hawaiian/Pacific Islander	0.24%
Other	17.05%
White	71.91%

Note: Admissions for which the race of the patient is unknown were excluded.

Austin MSA COVID-19 Patient Hospital Admissions by Race

Race ● American Indian/Alaska Native ● Asian ● Black ● Native Hawaiian/Pacific Islander ● Other ● White



Austin MSA COVID-19 Patient Hospital Admissions by Ethnicity

Admissions 8/2/2021-8/15/2021 (Data as of 8/16/2021)

Date of Admission

8/2/2021

8/15/2021

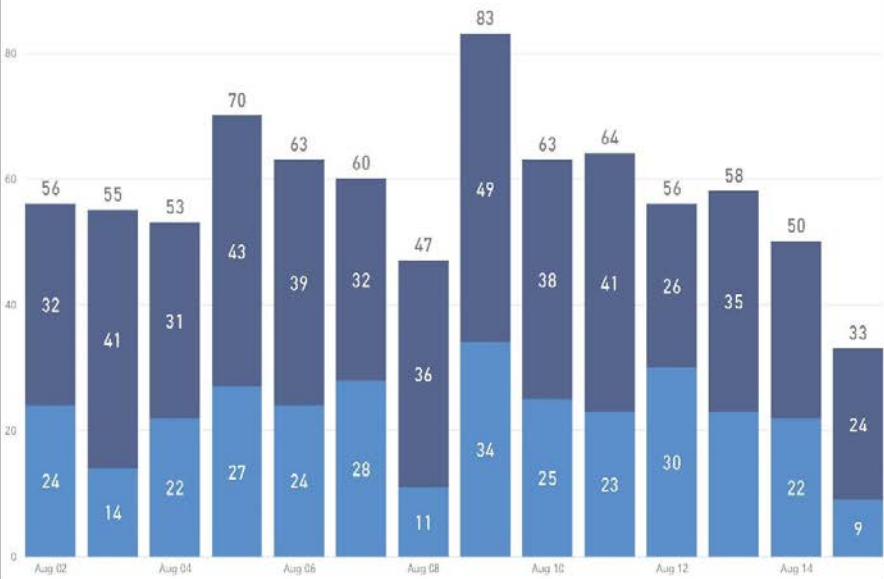
Percentage of Admissions by Ethnicity
N= 811

Ethnicity	Percentage	Count
Hispanic	38.96%	316
Non-Hispanic	61.04%	495

Note: Admissions for which the ethnicity of the patient is unknown were excluded.

Austin MSA COVID-19 Patient Hospital Admissions by Ethnicity

Ethnicity ● Hispanic ● Non-Hispanic



Austin MSA COVID-19 Patient Hospital Admissions by Zip Code

Admissions 8/2/2021-8/15/2021 (Data as of 8/16/2021)

Date of Admission

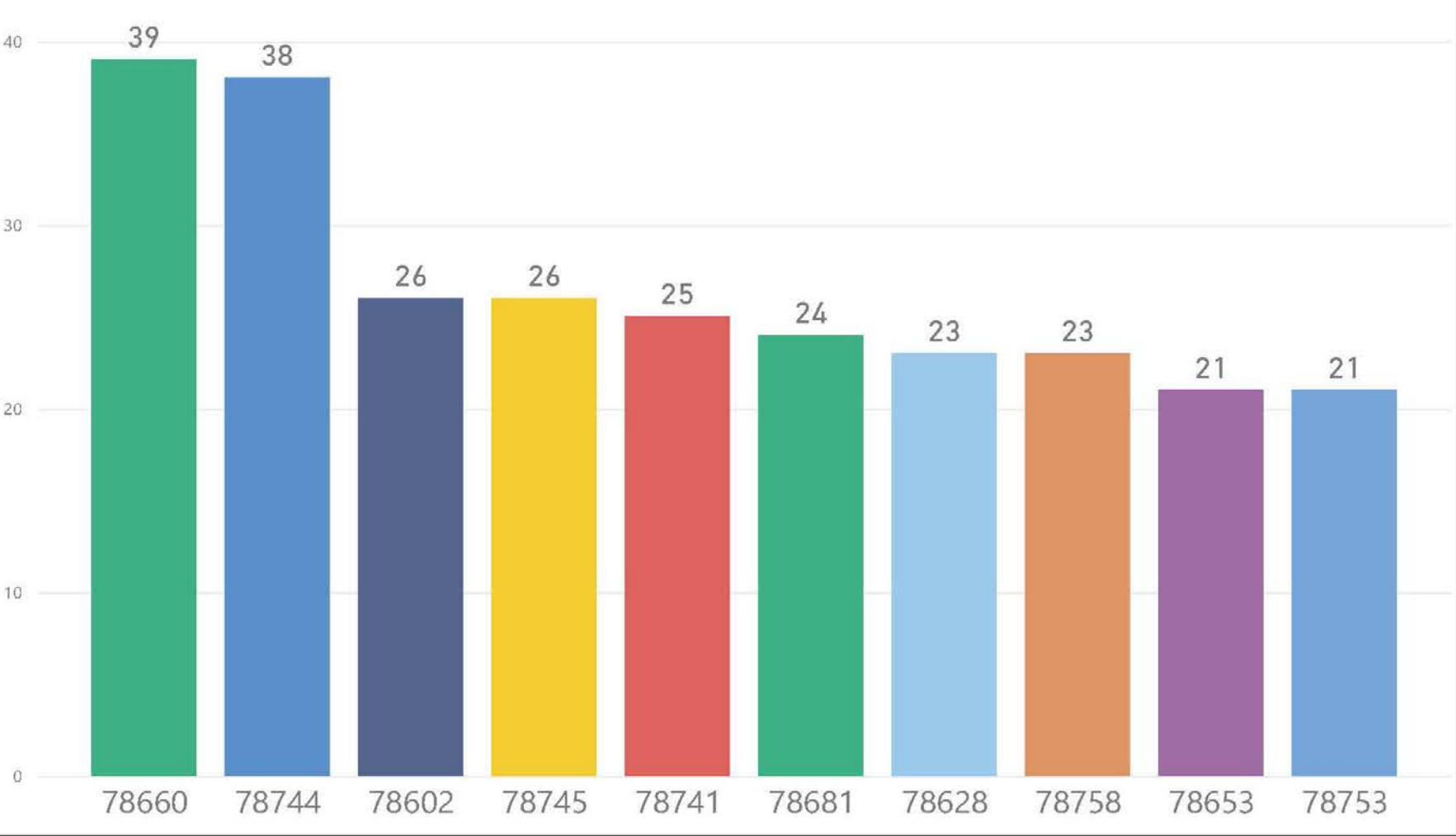
8/2/2021

8/15/2021

Zip Codes by Percentage of Admissions N= 854

Zip Code of Residence	Count	Percentage
78660	39	4.57%
78744	38	4.45%
78602	26	3.04%
78745	26	3.04%
78741	25	2.93%
78681	24	2.81%
78628	23	2.69%
78758	23	2.69%
78653	21	2.46%
78753	21	2.46%
78664	20	2.34%
78613	19	2.22%
78617	18	2.11%
78626	18	2.11%
78640	18	2.11%
78723	17	1.99%
78634	16	1.87%

Zip Codes with Highest Count of Admissions



Note: Admissions for which zip code of the patient is unknown were excluded

Austin MSA COVID-19 Hospital Admissions by Travis County Residents

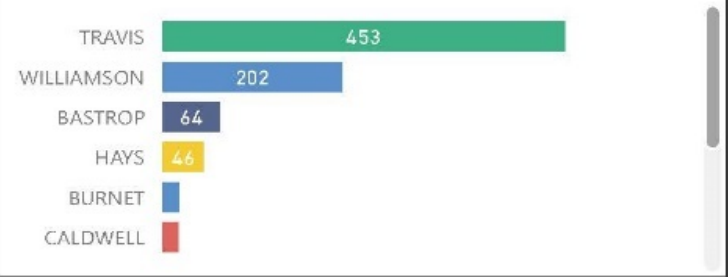
Admissions 8/2/2021-8/15/2021 (Data as of 8/16/2021)

Date of Admission

8/2/2021

8/15/2021

Counties with Highest Count of Admissions

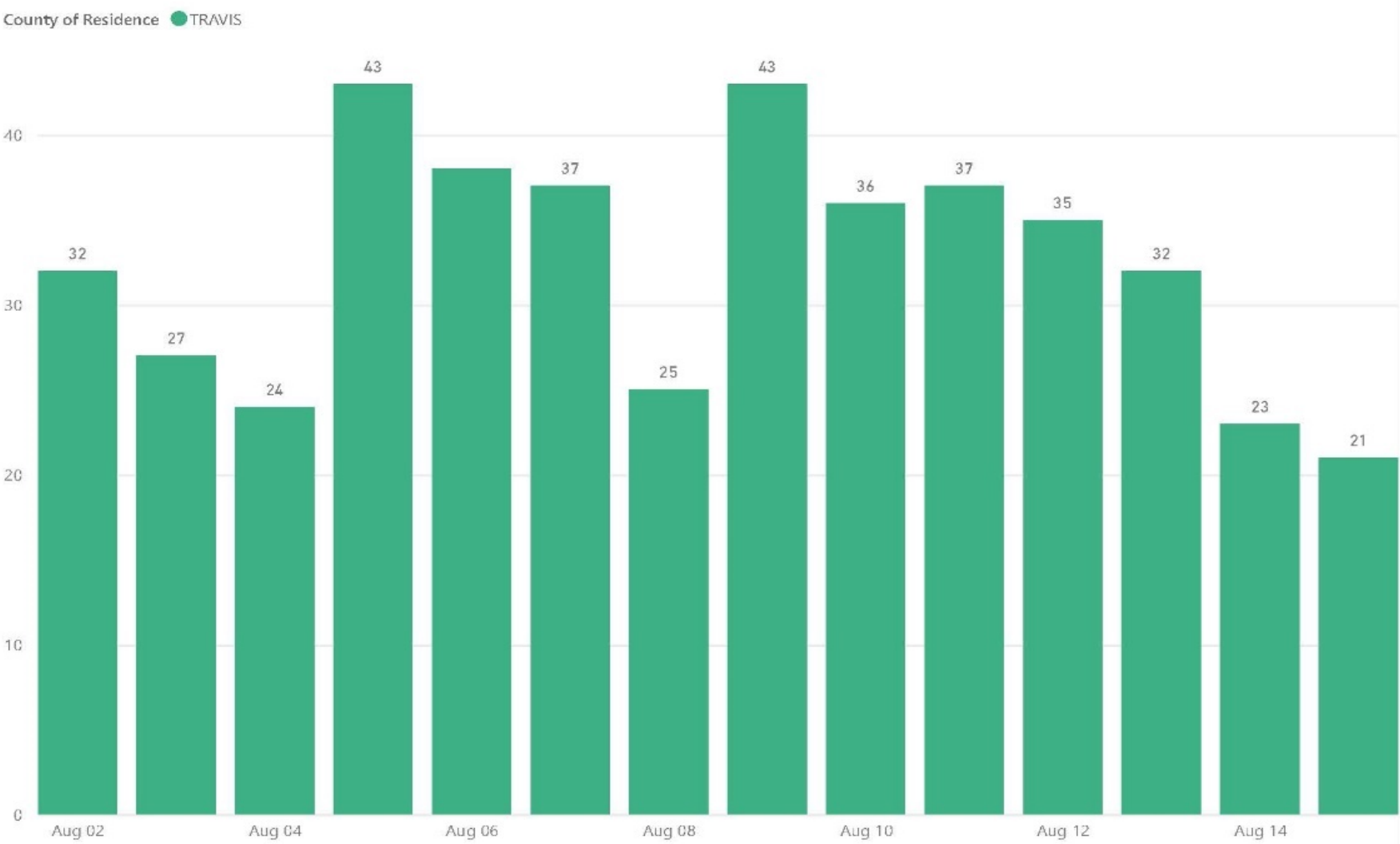


Counties with Highest Percentage of Admissions N=857

County of Residence	Percentage	Count
TRAVIS	52.92%	453
WILLIAMSON	23.60%	202
BASTROP	7.48%	64
HAYS	5.37%	46
BURNET	2.10%	18
CALDWELL	1.99%	17
MILAM	1.29%	11

Note: Admissions for which county of patient is unknown were excluded

Travis County COVID-19 Admissions



Total Admissions for Selected Reporting Dates

882

Williamson County



TEXAS
Health and Human
Services

Texas Department of
State Health Services

COVID-19 Vaccination in Texas

Select a Texas county below to view the number people who have received at least one dose of COVID-19 vaccine and those who are fully vaccinated as outlined by the CDC.

Alternatively, [click on a county on the map](#). Click the Revert button at the bottom of the screen to remove filters.

Measures to Show

- ☐ Vaccinated with at least One Dose
☒ Fully Vaccinated

People Vaccinated
with at least One
Dose

365,478

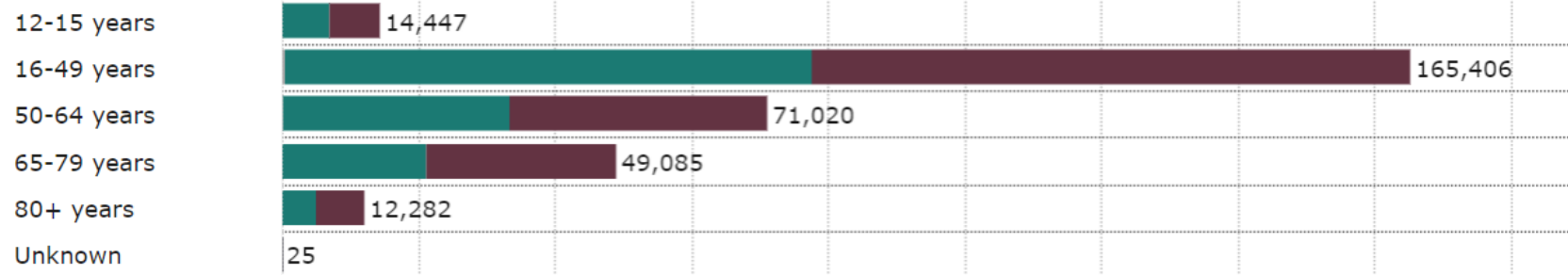
People Fully
Vaccinated

312,265

County Name

Williamson

Number of People Vaccinated in Williamson County



← Undo → Redo ⏪ Revert 🔄 Refresh ⏸ Pause

Confirmed Cases 47068 (8%)
Estimated Cases 91312 (15.5%)
Fully Vaccinated 31226 (52.9%)
Partially Vaccinated 53213 (9%)
Vulnerable 86693 (14.7%)
Population 590551
25% of population under 18y = 147,637

Bastrop County

Confirmed Cases	844	(9.5%)
Estimated Cases	16379	(18.5%)
Fully Vaccinated	36084	(40.7%)
Partially Vaccinated	10714	(12%)
Vulnerable	17103	(19.3%)
Population	88723	

25.4% population less than 18y 22536



TEXAS
Health and Human
Services

Texas Department of
State Health Services

COVID-19 Vaccination in Texas

Select a Texas county below to view the number people who have received at least one dose of COVID-19 vaccine and those who are fully vaccinated as outlined by the CDC.

Alternatively, [click on a county on the map](#). Click the Revert button at the bottom of the screen to remove filters.

Measures to Show

- ☐ Vaccinated with at least One Dose
☒ Fully Vaccinated

People Vaccinated
with at least One
Dose

46,798

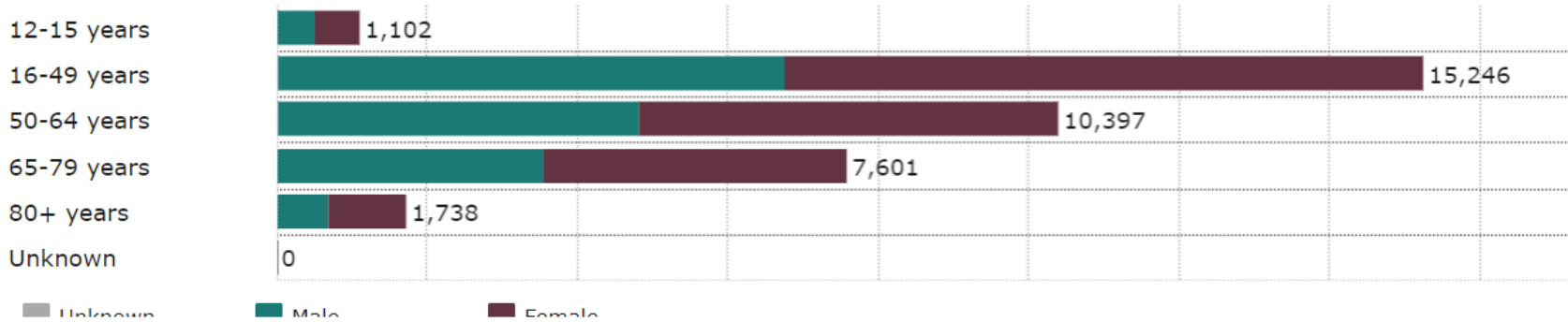
People Fully
Vaccinated

36,084

County Name

Bastrop

Number of People Vaccinated in Bastrop County



← Undo → Redo ⏪ Revert 🔄 Refresh ⏸ Pause

Hays County

Confirmed Cases 22689 (10.2%)

Estimated Cases 44017 19.8%

Fully Vaccinated 11025 49.5%

Partially Vaccinated 22818 10.2%

Vulnerable 22856 10.2%

Population 222631

22.9% population less than 18 y = 50982



TEXAS
Health and Human
Services

Texas Department of
State Health Services

COVID-19 Vaccination in Texas

Select a [Texas county below](#) to view the number people who have received at least one dose of COVID-19 vaccine and those who are fully vaccinated as outlined by the CDC.

Alternatively, [click on a county on the map](#). Click the Revert button at the bottom of the screen to remove filters.

Measures to Show

- ☐ Vaccinated with at least One Dose
☒ Fully Vaccinated

People Vaccinated
with at least One
Dose

133,069

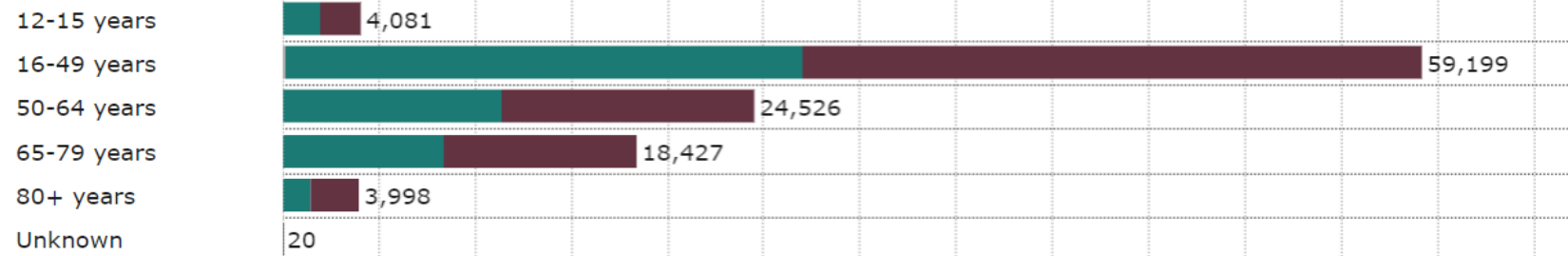
People Fully
Vaccinated

110,251

County Name

Hays

Number of People Vaccinated in Hays County



← Undo → Redo |← Revert Refresh Pause

Austin MSA COVID-19 Patient Hospital Admissions by Vaccination Status

Admissions 8/2/2021-8/15/2021 (Data as of 8/16/2021)

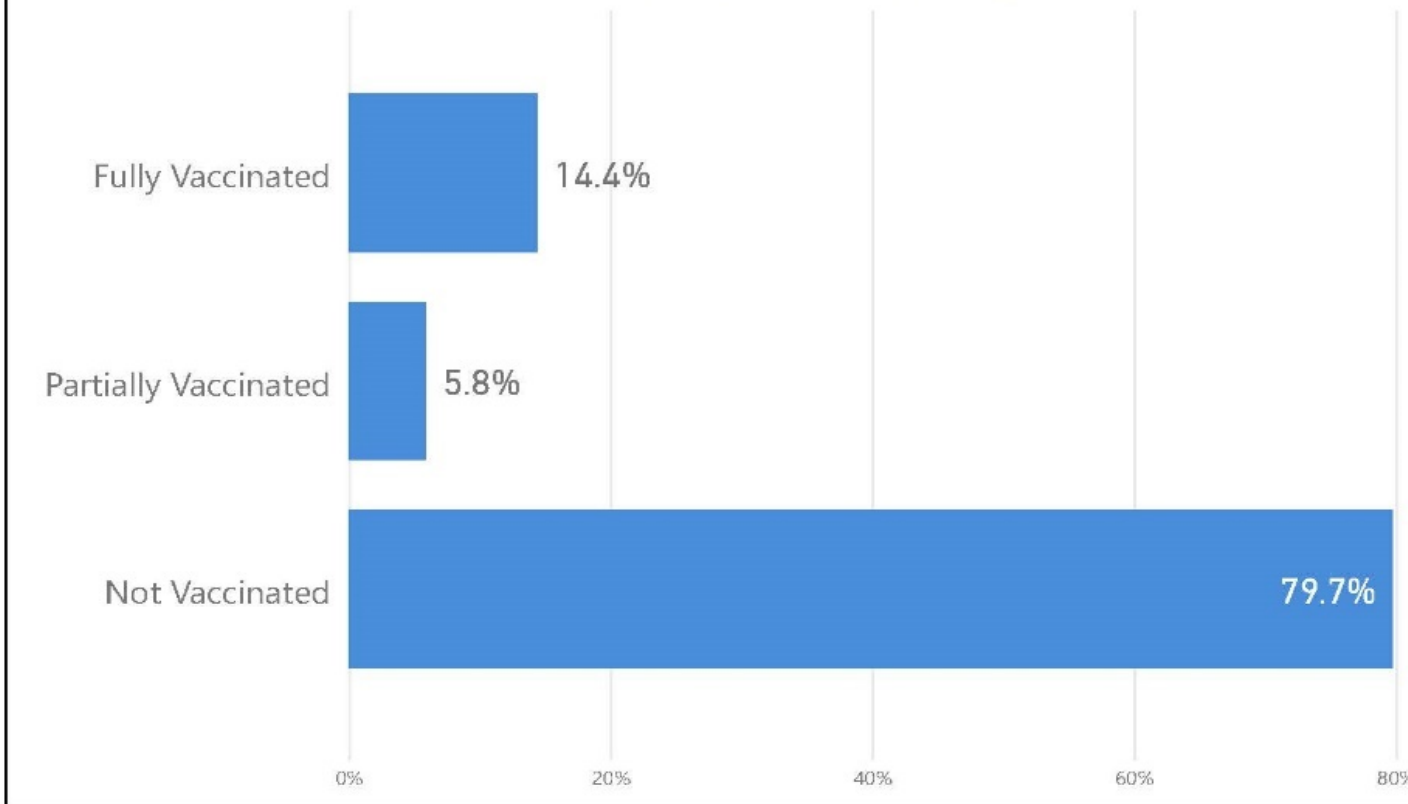
Date of Admission

8/2/2021

8/15/2021

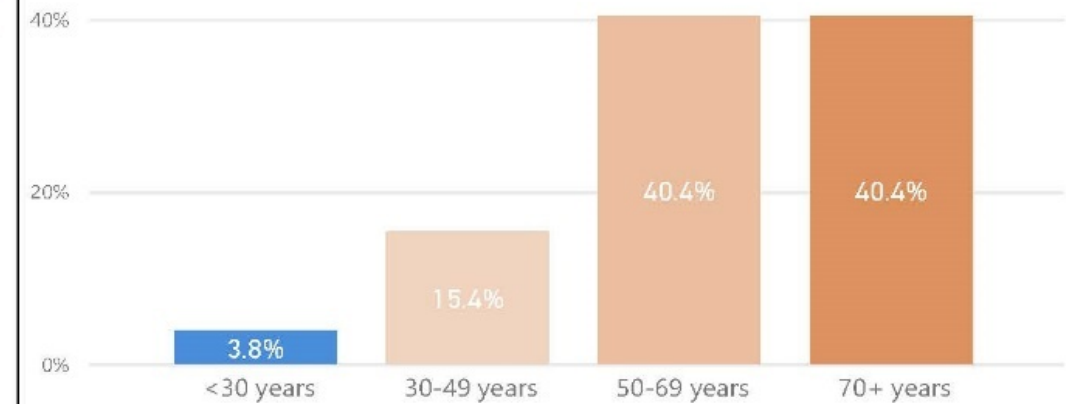
Total Patients for Selected Reporting Dates	Fully Vaccinated Patients	Partially Vaccinated Patients	Non-Vaccinated Patients
882	74	30	409

Vaccination Status of COVID-19 Patients for Selected Reporting Dates*, N= 513

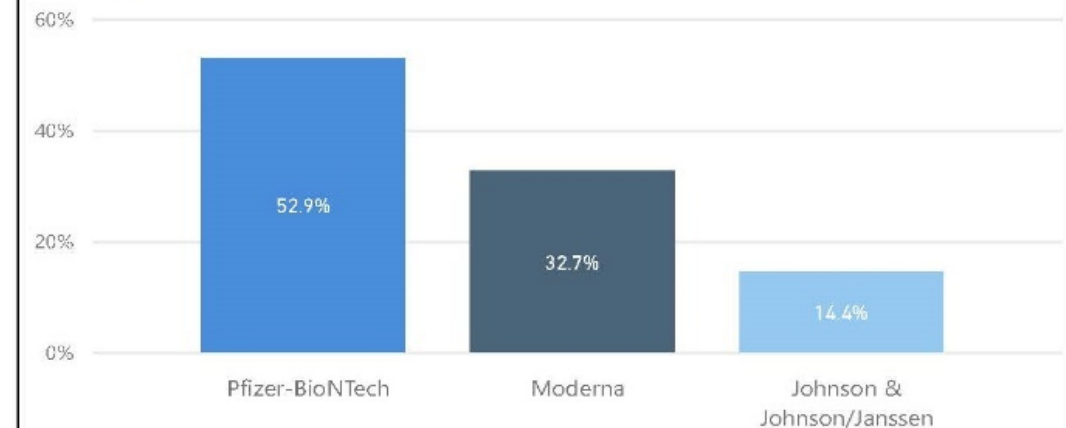


Note: Admissions for which vaccination status of the patient is unknown were excluded

Age Group of Fully/Partially Vaccinated Patients, N= 104



Vaccine Manufacturer of Fully/Partially Vaccinated Patients, N= 104



Weekly Austin MSA COVID-19 Patient Hospital Admissions by Age Group

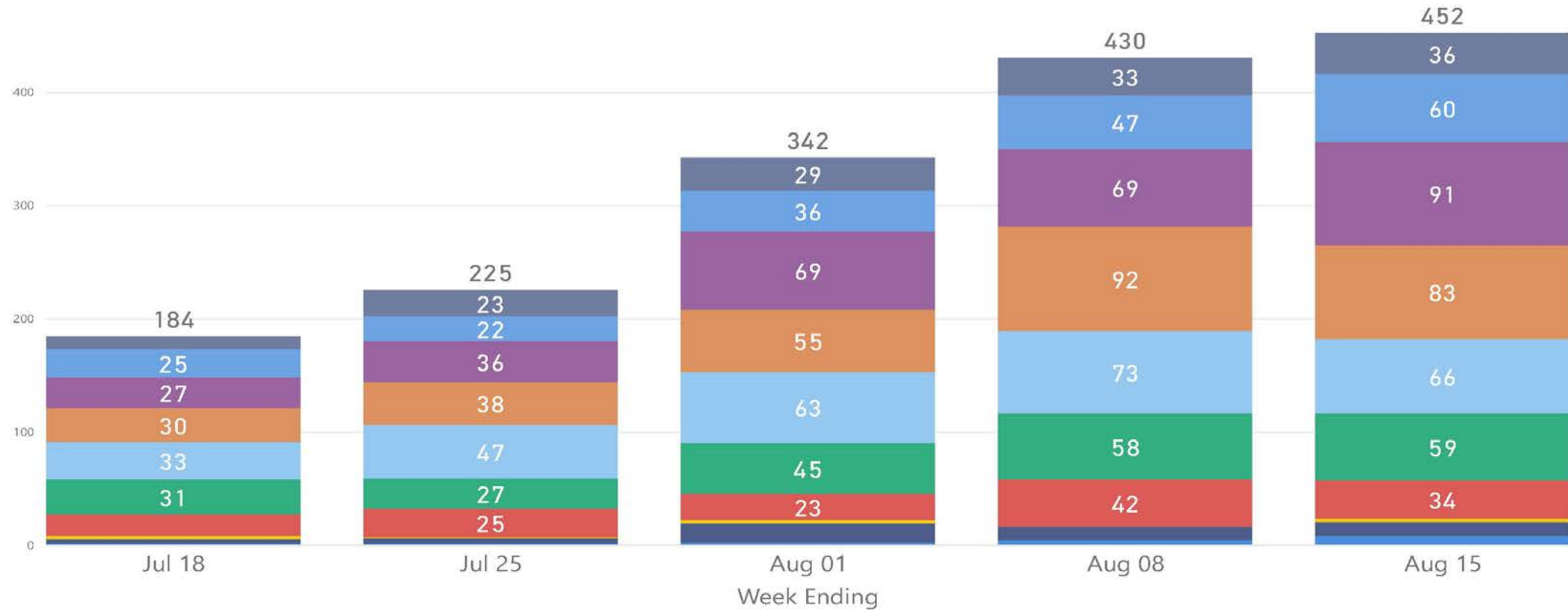
Data as of 8/16/2021

Week Ending

7/18/2021

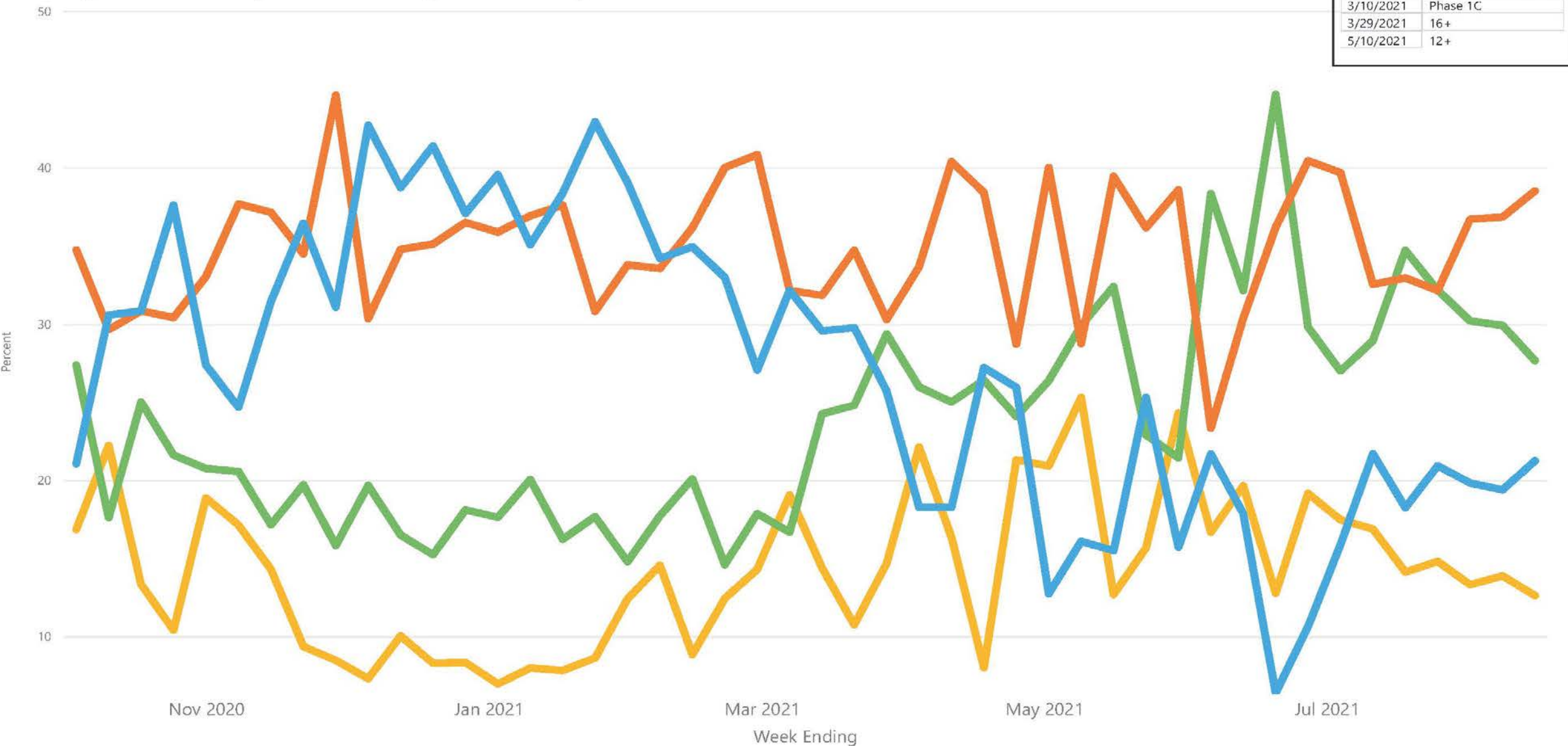
8/15/2021

Age Group ● <1 ● 10-19 ● 1-9 ● 20-29 ● 30-39 ● 40-49 ● 50-59 ● 60-69 ● 70-79 ● 80+



Percentage of Weekly Austin MSA COVID-19+ Hospital Admissions by Age Group: 2020-2021

● <30 years ● 30-49 years ● 50-69 years ● 70+ years



Date	Vaccination Phase
12/14/2020	Phase 1A
12/29/2020	Phase 1B
3/3/2021	School/Childcare Staff
3/10/2021	Phase 1C
3/29/2021	16+
5/10/2021	12+



Trauma Service Area 0

Pediatric ICU Beds Available 15-17 Staffed ICU Beds

Austin MSA COVID-19 Patients Under 18 Years of Age

Admissions 7/1/2021-8/15/2021 (Data as of 8/16/2021)

Date of Admission

7/1/2021

8/15/2021



Count of Patients Under 18 for Selected Reporting Period

74

Count of Patients Under 18 Admitted to ICU During Stay

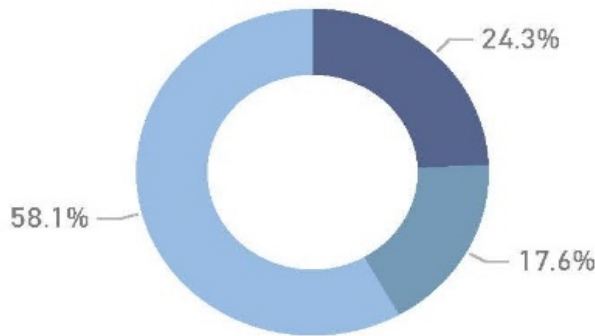
21

Count of Patients Under 18 on Ventilator During Stay

1

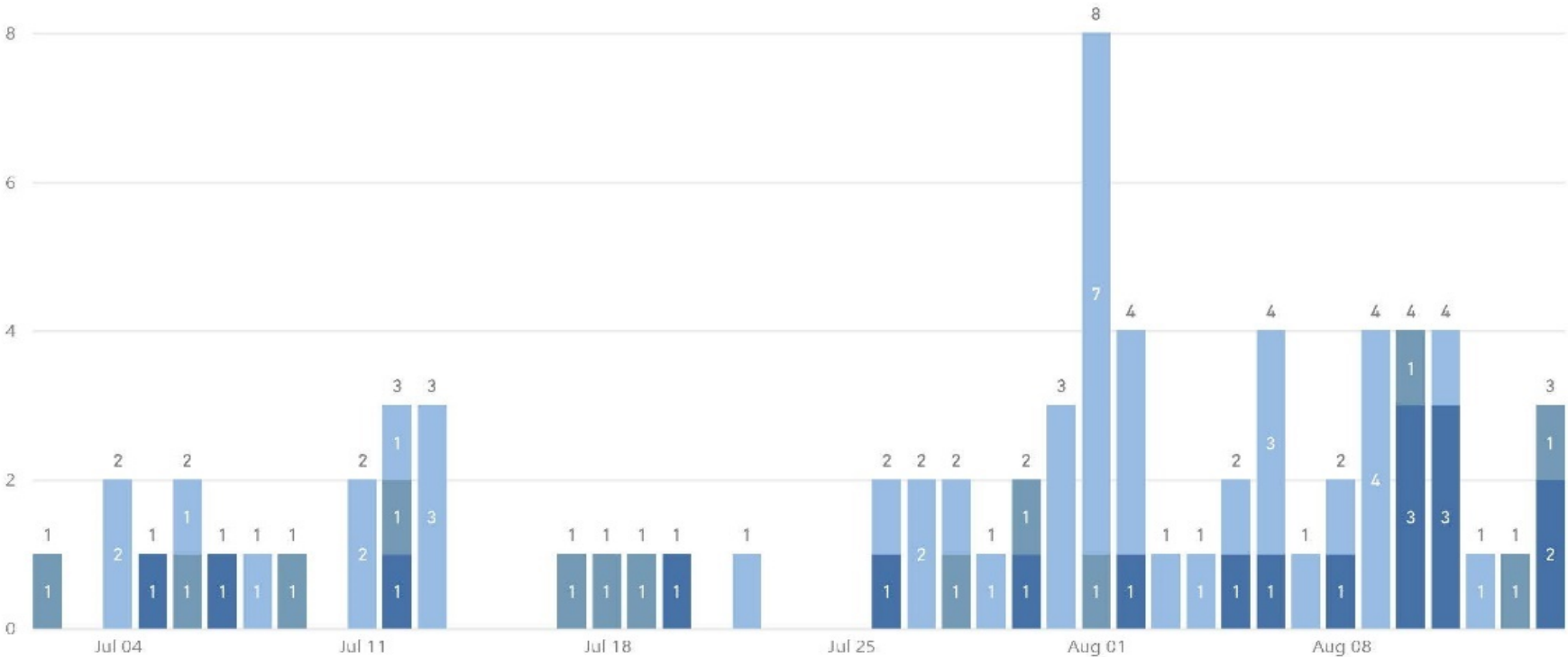
Percentage of Austin MSA COVID-19 Patients Under 18 Years

Age Group ● <1 ● 1-4 ● 5-11

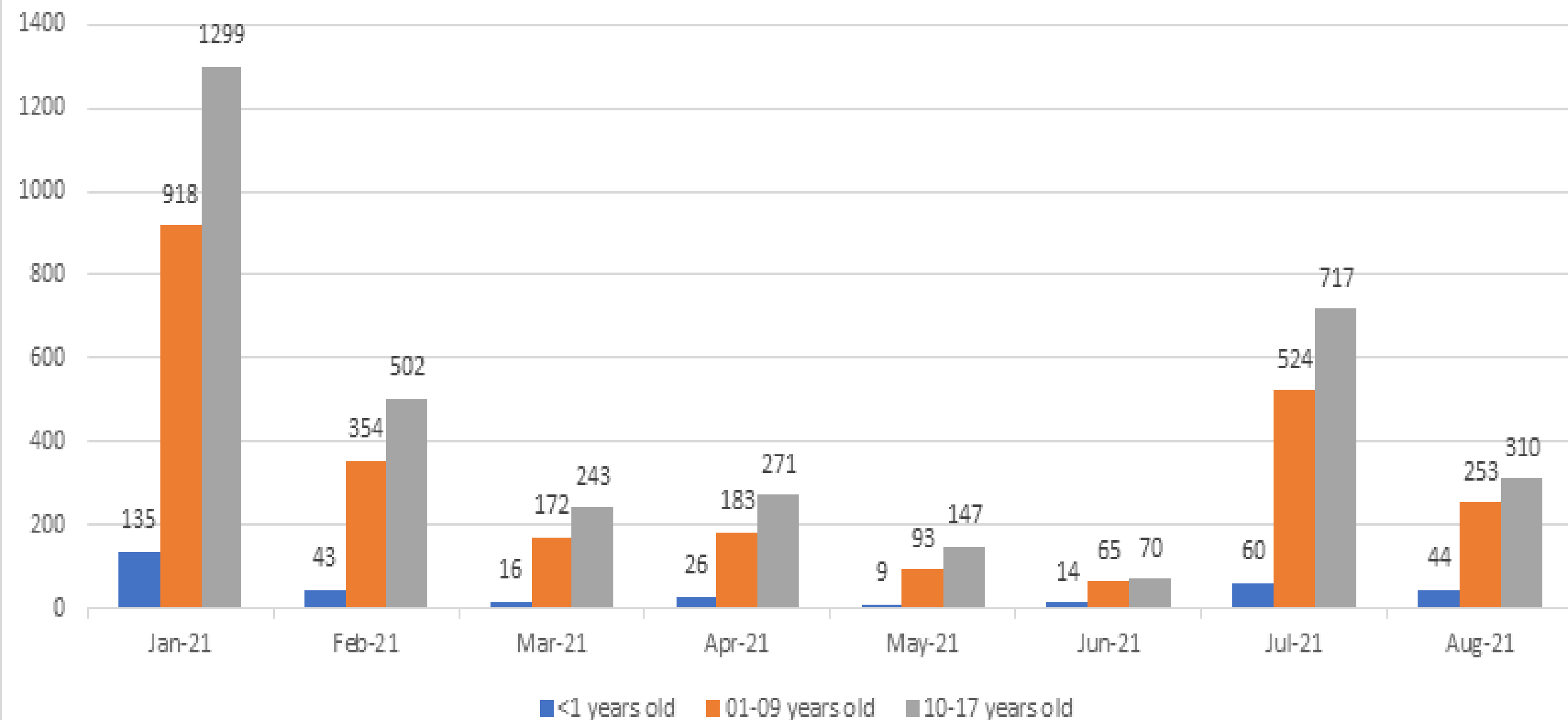


Austin MSA COVID-19 Patients Under 18 Years of Age by Age Group

Age Group ● <1 ● 1-4 ● 5-11



Confirmed COVID-19 cases reported to APH in persons under 18 years of age, by month during 2021, Travis County, Texas (n=6,468)



Pediatric Cases

Age group	2020 (March-December 2020)	2021 (January-Aug. 16, 2021)	TOTAL
<1 years old	291	347	638
1-9 years old	1,899	2,562	4,462
10-18 years old	3,025	3,559	6,568
TOTAL	5,215	6,468	11,686

Austin MSA COVID-19 Patients Discharged to a Skilled Nursing Facility

Data as of 8/16/2021

Total Patients Discharged to SNF
for Selected Reporting Dates

44

Earliest Date of Discharge

6/11/2021

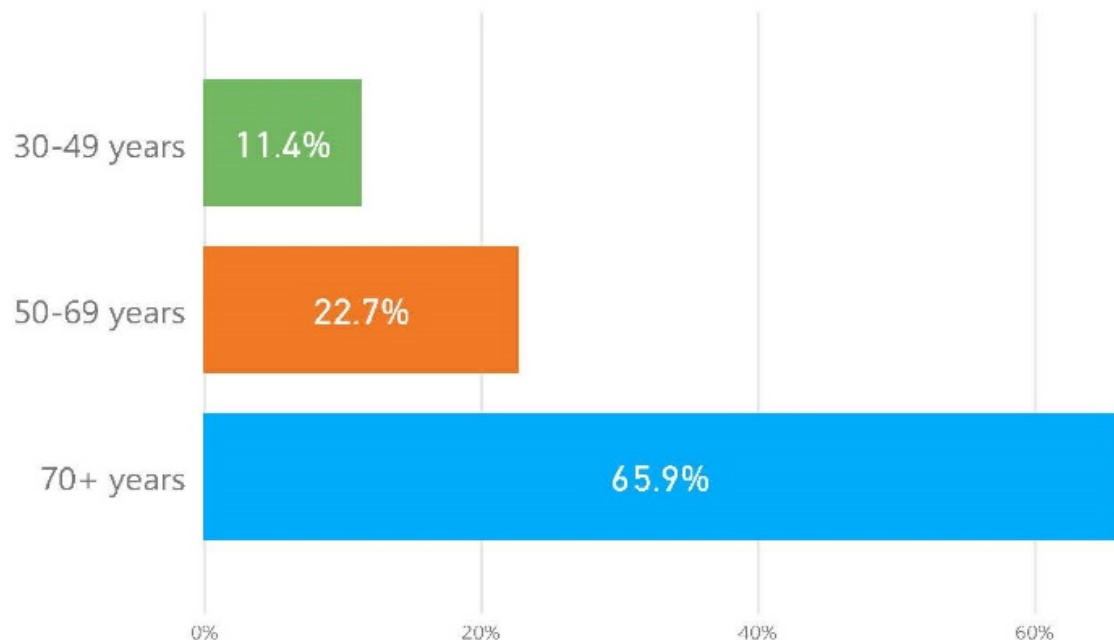
Latest Date of Discharge

8/14/2021

Date of Admission

6/1/2021 — 8/15/2021

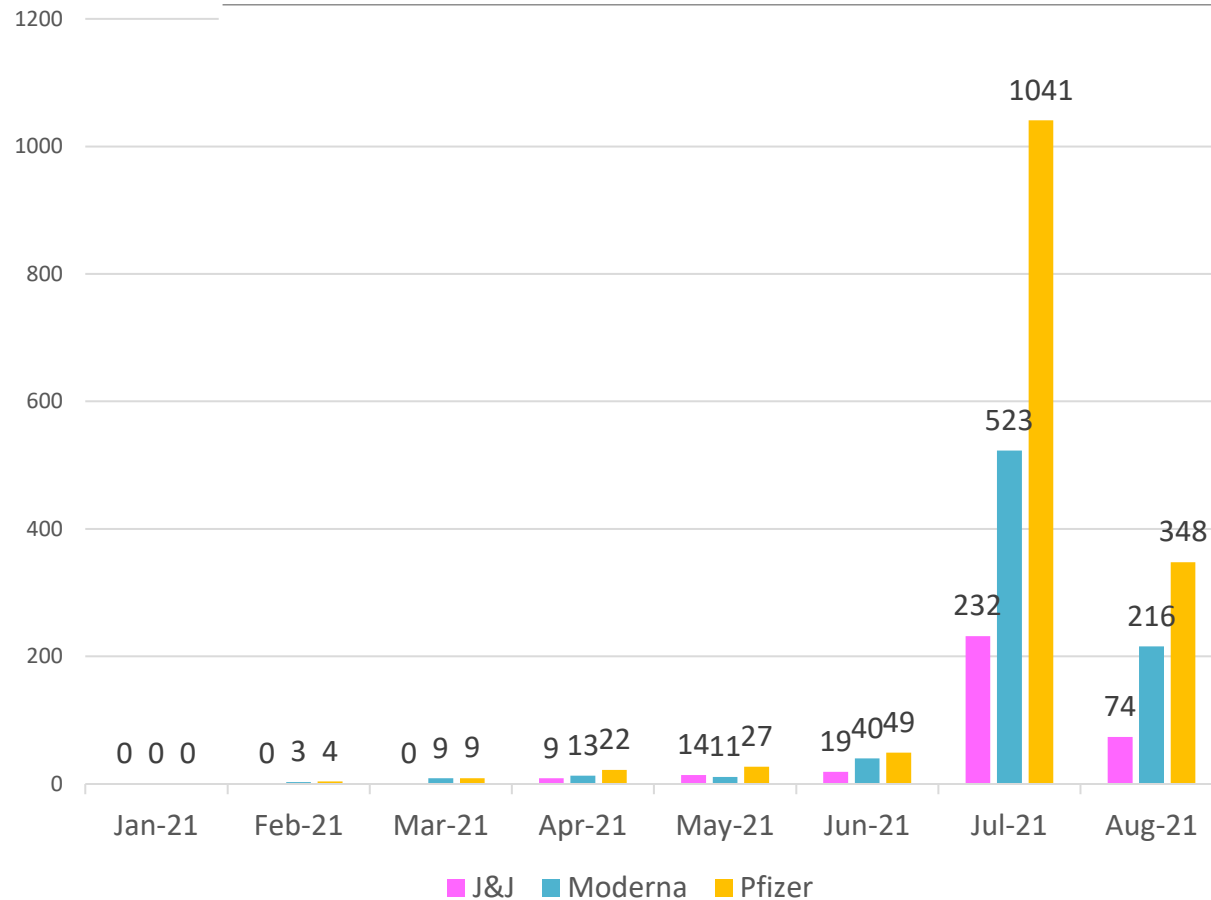
Age Group of Patients Discharged to a Skilled Nursing Facility



Insurance Status of Patients Discharged to a Skilled Nursing Facility

Insurance Status	Percentage	Count
Federal	72.73%	32
Insured	15.91%	7
Privately Insured	6.82%	3
Other	2.27%	1
Self-Pay/Unfunded	2.27%	1

Confirmed COVID-19 vaccine breakthrough cases
by manufacturer reported to Austin Public Health,
Travis County, Texas,
Jan. 1-Aug 13,2021 (n=2,663)



- Of 2,663 confirmed breakthrough cases, symptom status was known for 812 case patients.
- Of those, 88.2% were symptomatic.
- 41 patients were hospitalized for COVID-related reasons:
 - 19 females, 22 males
 - Age range 21-96 years old, median 77 years old
 - 10 received Janssen, 10 received Moderna, and 21 received Pfizer.
- Twelve COVID-19 associated deaths were reported among the confirmed cases.
 - 5 males, 7 females
 - Age range 45-96 years old, median 78.5 years
 - 1 was a resident at a LTCF
 - 6 received Pfizer, 4 received Moderna, and 2 received Janssen.



Long Term Care Facility COVID-19 Report

APH Epidemiology and Public Health Preparedness

Total Cases

3,577

Total Deaths

315

New Cases Last 14 Days

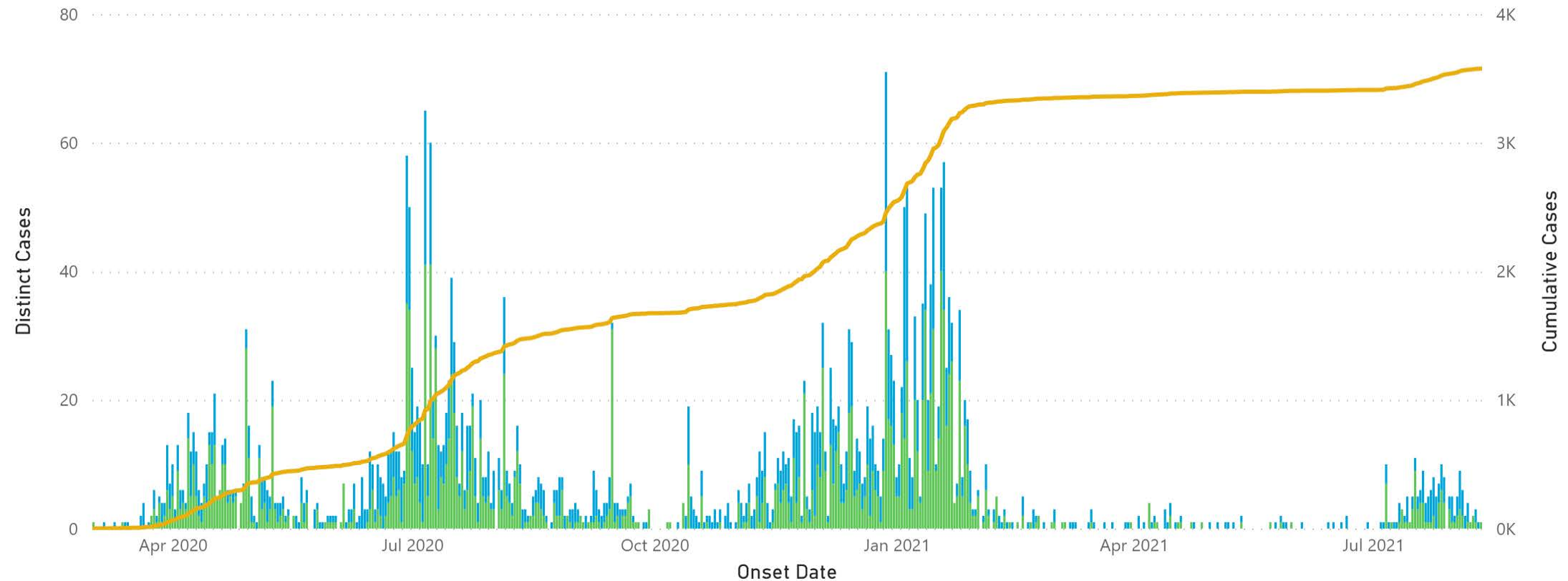
46

New Cases Last 28 Days

135

Distinct Cases and Cumulative Cases by Onset Date and Role

Role ● Resident ● Staff ● Cumulative Cases



Data As of Date

8/13/2021 2:13:39 AM



Long Term Care Facility COVID-19 Report

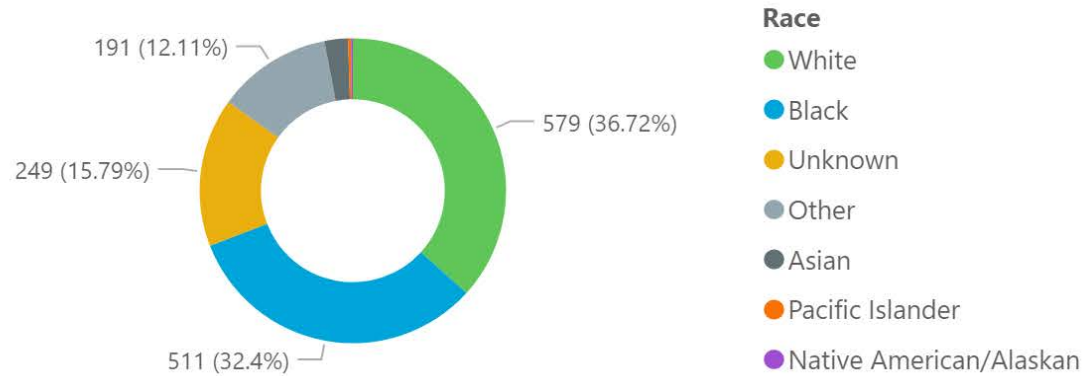
APH Epidemiology and Public Health Preparedness

Role

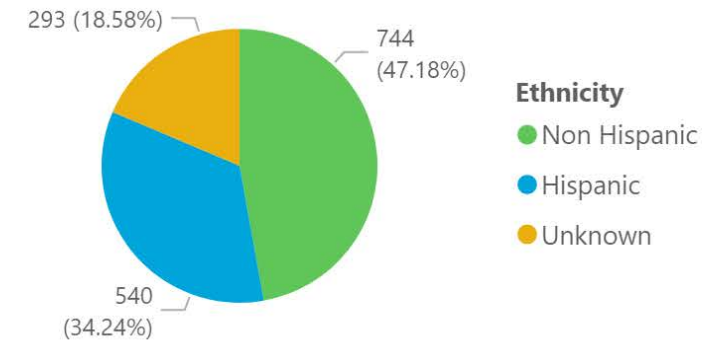
Select all

Staff

Total Cases by Race

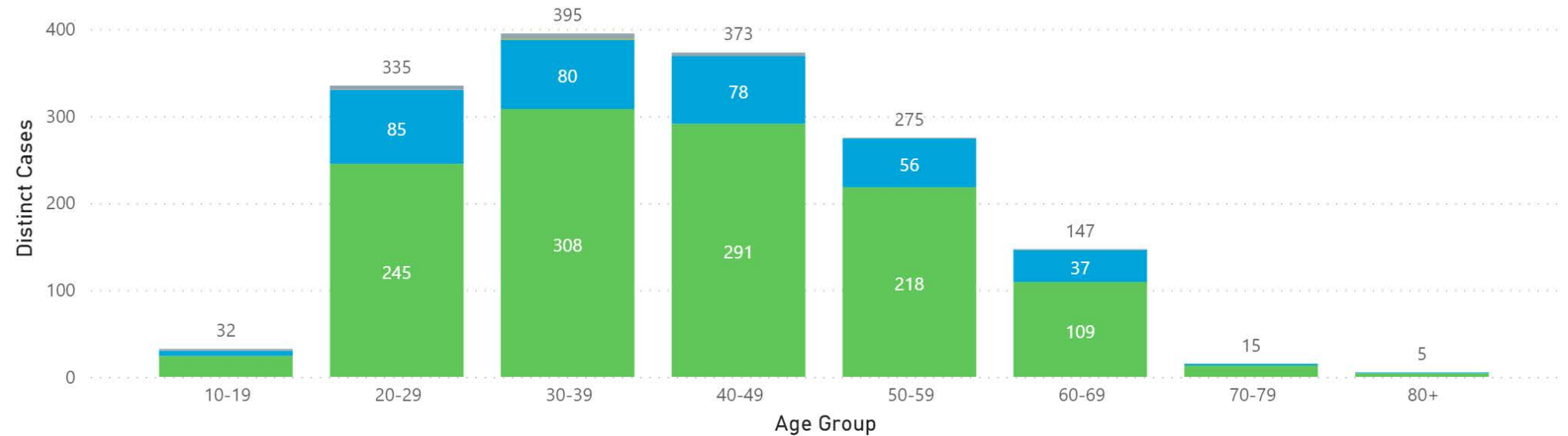


Total Cases by Ethnicity



Total Cases by Age Group and Sex

Sex Female Male Prefer not to Answer Unknown



Data As of Date

8/13/2021 2:13:39 AM



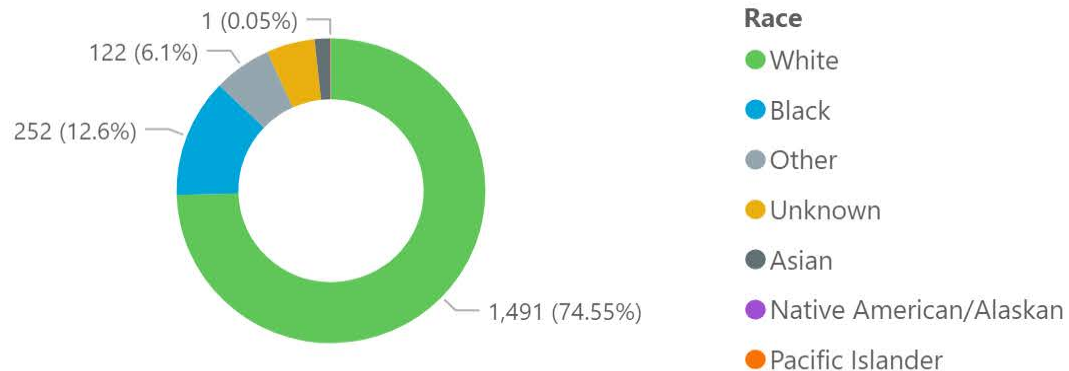
Long Term Care Facility COVID-19 Report

APH Epidemiology and Public Health Preparedness

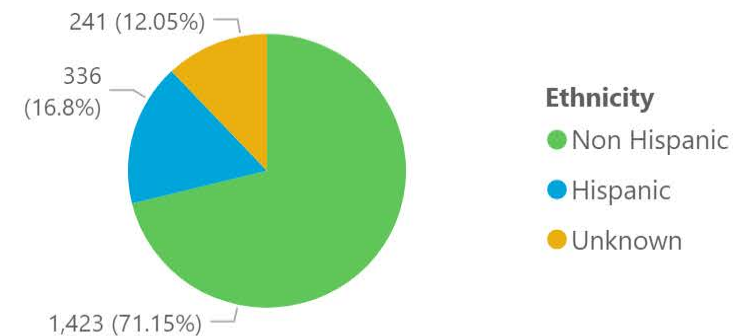
Role

- Select all
- Resident

Total Cases by Race

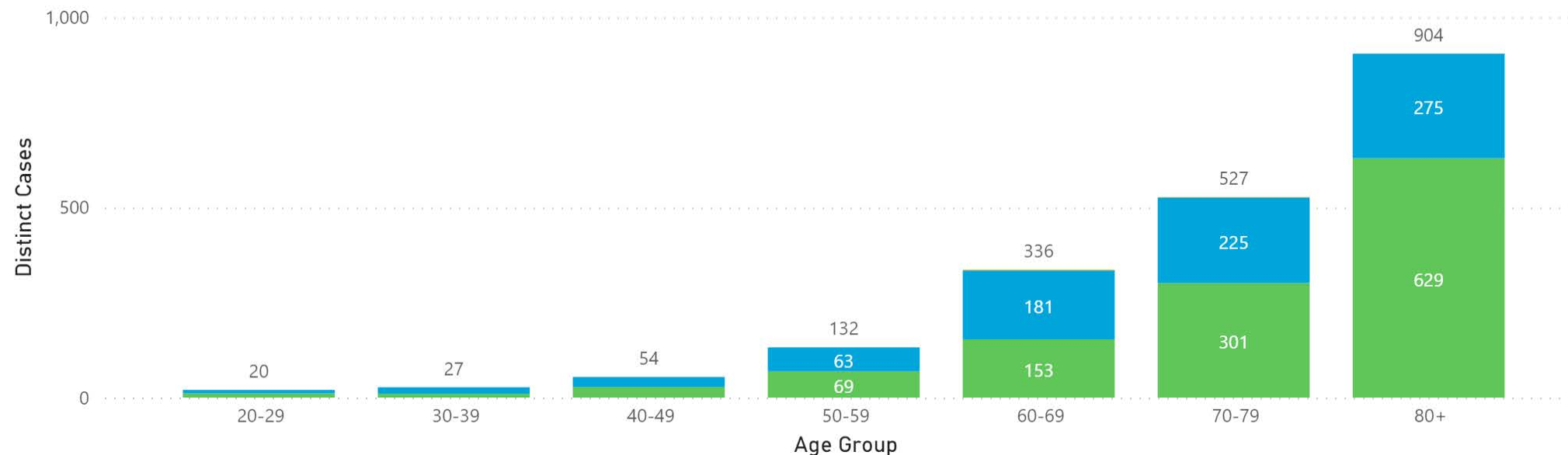


Total Cases by Ethnicity



Total Cases by Age Group and Sex

Sex Female Male Unknown



Data As of Date

8/13/2021 2:13:39 AM

Travis County Health Authority COVID-19 Recommendations for Long Term Care & Group Living Facilities

Highlights

- Close monitoring is ongoing by the LTC Taskforce at APH
- Covid-19 CDC protocols are being followed
- Staff and Residents are tested according to CDC protocols

Readmission/Admission of New or Current COVID-19 Positive Resident to Long Term Care or Group Living Facility

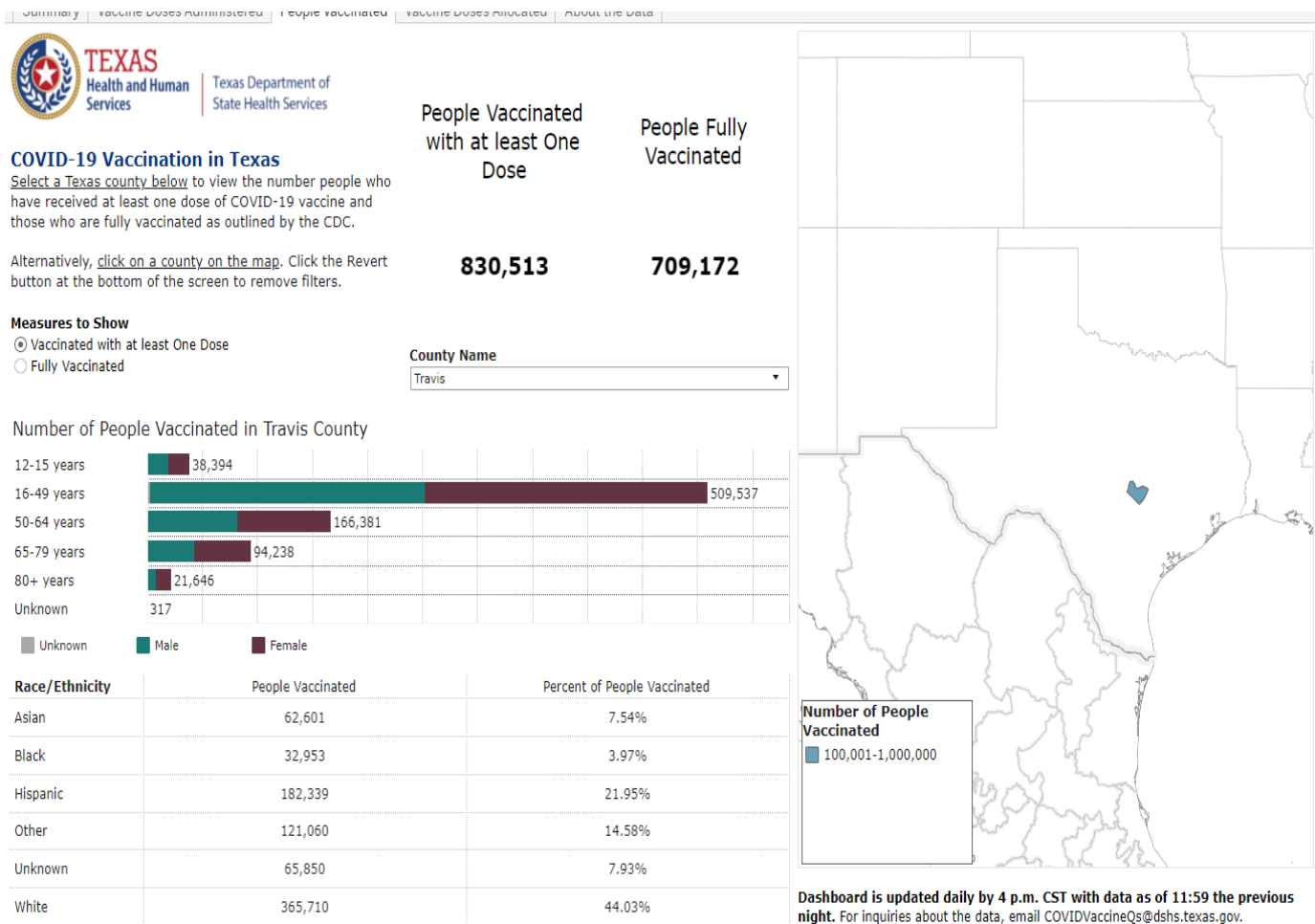
- Resident is permitted for (re)admission only if COVID-19 positive isolation wing that meets HHSC/CMS guidelines is in place
- Facility must also have experience with and capability to provide management of COVID-19 patients with precautions including adequate PPE type and supply
- Facilities must have the appropriate number of staff available to work the facility, including designated staff for COVID-19 positive wings.

Closure to Readmissions/Admission for unvaccinated COVID-19 negative residents is triggered by the following:

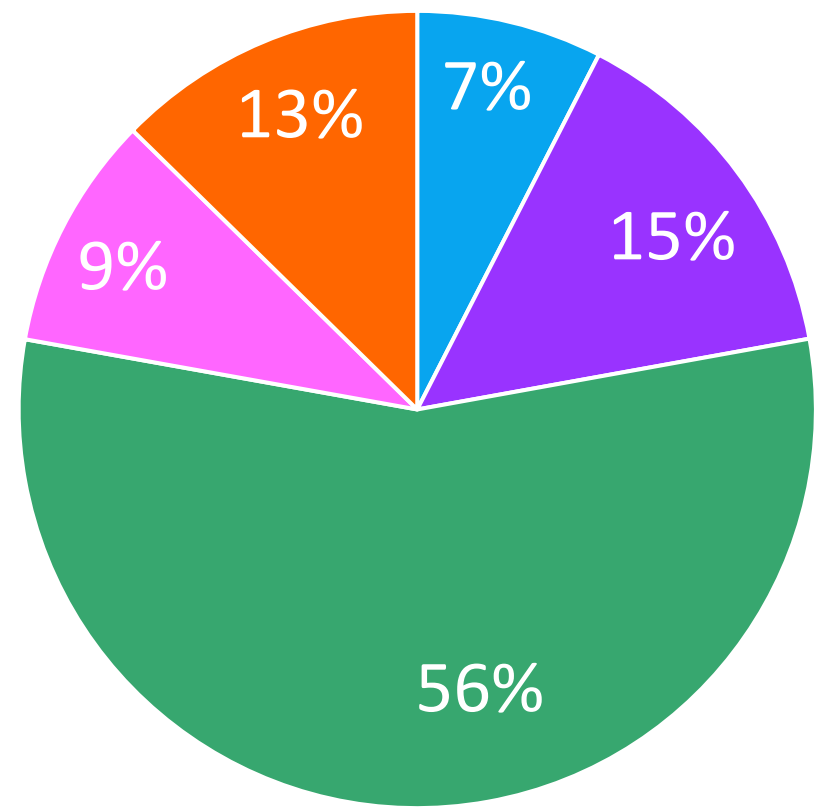
- 3 or more positive cases among residents or staff until there are no new positive cases for 14 days. Testing of all staff and residents must occur on day 14
 - Readmissions can resume when no new cases have been identified for 14 days
 - Please email NursingHomeInfo@AustinTexas.gov for final clearance after you finish your testing
 - Fully vaccinated COVID-19 negative residents can continue to be admitted to a cold zone unit in an outbreak facility

Please Note the Following Points for ALL Long Term Care or Group Living Facilities

- Required routine testing frequency for SNFs is based on CMS positivity rates for Travis County and **should include both vaccinated and unvaccinated staff** per Travis County Health Authority. Travis County Health Authority recommends ALFs follow same recommendations for routine testing as SNFs
- Outbreak Testing- Travis County Health Authority recommend ALFs and ICFs adopt same [CDC testing strategies recommended for nursing homes](#): The facility should consider testing more frequently (e.g., every 3 days) for the first two weeks of the outbreak, then test less frequently (e.g., every 7 days) thereafter until no new cases for 14 days. Testing should also be done on all residents and staff on day 14 from the last positive test
- For SNFs: All unvaccinated staff must wear N-95 mask instead of surgical mask while on the facility campus whether there are positive cases of COVID-19 in the facility or not, per Travis County Health Authority

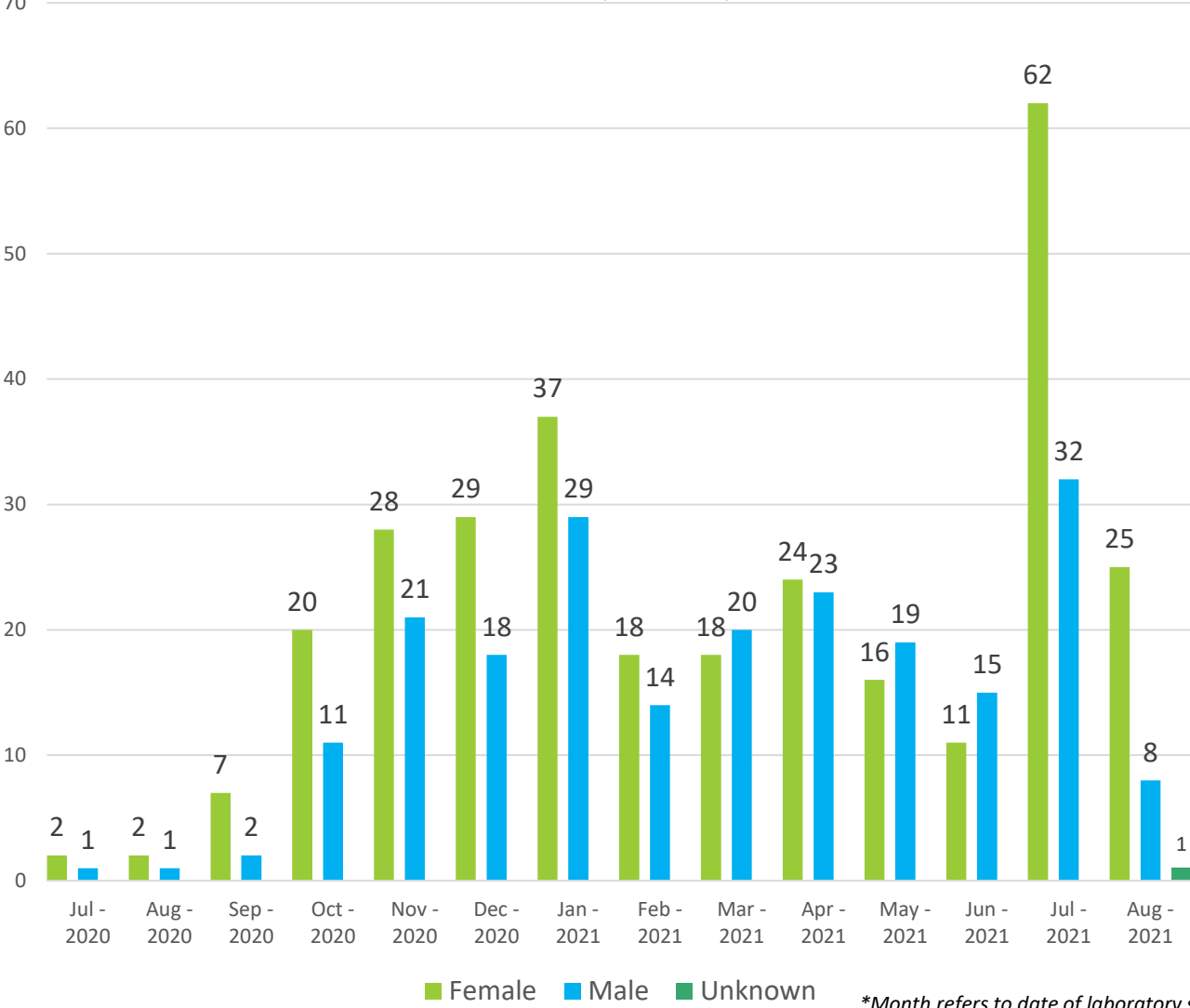


Progress to Herd Immunity 8.16.21



- Confirmed Cases
- Estimated Cases
- Fully vaccinated
- Partially vaccinated
- Vulnerable

Confirmed COVID-19 reinfections reported to Austin Public Health, Travis County, Texas, July 2020-Aug 13, 2021 (n=514)



	COVID-19 Confirmed Reinfections			
	Male	Female	Unknown	Total
Hospitalized	20	27	0	47
Deaths, COVID-related	2	1	0	3
Age group				
< 30	72	119	1	192
30-39	40	66	0	106
40-49	31	33	0	64
50-59	28	46	0	74
60-69	23	18	0	41
70-79	13	9	0	22
80+	7	8	0	15
ALL	214	299	1	514

Hospital Regional Data

As of 8/15/21

Trauma Service Area	Percentage of Covid Cases	ICU Beds Available
TSA O Austin	16%	1
TSA E Dallas	17.1%	83
TSA I El Paso	4.4%	23
TSA Q Houston	19.64%	52
TSA P San Antonio	18.36%	55
As of 8/15/21		

What's New?

Regional Infusion Center for Monoclonal Antibody Therapy opened

Approved for at risk for severe illness hospitalization & death

Treatment of COVID-19 Patient up to 10 days after symptom onset

Post Exposure Prophylaxis

Booster Shots of mRNA approved for immunocompromised



Thank you



COVID-19 Vaccine Update

August 17, 2021

















































ADRIENNE STURRUP, INTERIM DIRECTOR



Delta
Edition

COVID-19 Risk-Based Chart — Vaccinated

* Please continue following additional requirements of local businesses, venues and schools regardless of vaccination status or stage.

	Private Gatherings* With People Outside Your Household				Travel*		Dining*		Shopping*	
	Indoor		Outdoor		Low-Risk	High-Risk	Low-Risk	High-Risk	Low-Risk	High-Risk
	Low-Risk	High-Risk	Low-Risk	High-Risk						
Stage 1										
Stage 2										
Stage 3										
Stage 4										
Stage 5						Only if essential	 Outdoors	 Outdoors		Takeaway/ Curbside



Mask optional, continue washing hands and other hygiene precautions



Not recommended at all, with or without masks



Take prevention measures: wear a mask, wash your hands and social distance following CDC guidelines



Restaurants that require vaccines and masks pose a lower risk.

Delta
Edition



AustinTexas.gov/COVID19





















Published: August 05, 2021



Delta
Edition

COVID-19 Risk-Based Chart — Partly Vaccinated or Unvaccinated

* Please continue following additional requirements of local businesses, venues and schools regardless of vaccination status or stage.
Schools, hospitals, and long term living centers follow CDC and APH guidelines—or—the regulatory agency's policy.

	Private Gatherings* With People Outside Your Household		Travel*	Dining*	Shopping*
	Indoor	Outdoor			
Stage 1					
Stage 2					
Stage 3	 If high risk: avoid unless essential	 If high risk: avoid unless essential	 If high risk: avoid unless essential	 If high risk: avoid unless essential	 If high risk: avoid unless essential
Stage 4			Only if essential	Takeaway/ Curbside	Only if essential
Stage 5				Takeaway/ Curbside	Takeaway/ Curbside



Mask optional, continue washing hands and other hygiene precautions



Not recommended at all, with or without masks



Take prevention measures: wear a mask, wash your hands and social distance following CDC guidelines

Delta
Edition



AustinTexas.gov/COVID19

Published: August 05, 2021



COVID-19 Testing Options

George Morales Dove Springs Rec Center

5801 Ainez Dr, Austin, Texas 78744

Tuesday- Saturday

St. Johns Testing Site

7211 N Interstate 35 Frontage Rd, Austin, Texas 78752

Tuesday- Saturday

In-Home Testing

Available Monday through Friday

Facility Testing

Testing offered to senior living facilities, homeless shelters, and other facilities that have identified one positive COVID-19 case

Testing Demand

8/10-8/14

3496 tests



Average less than 15-minute wait



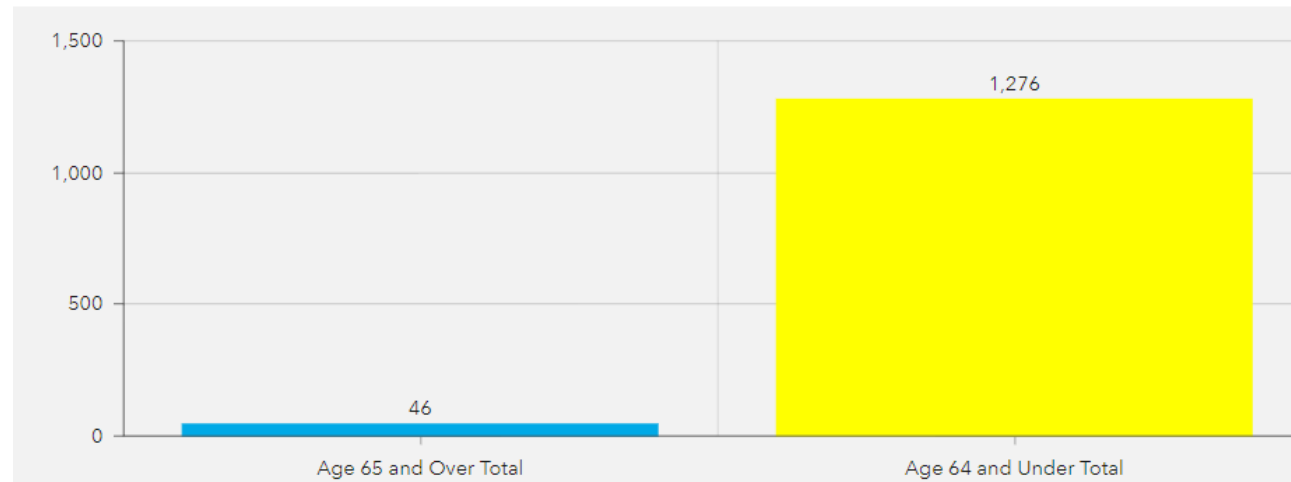
Pflugerville Testing Outreach

Testing Operations

- New test site located at 103 N Railroad Ave, Pflugerville
- Operations expected to launch the first two weeks in September
- Site offer a walk-up, free testing option
- Testing will be available with or without an appointment
- Scheduling an appointment is recommended to save time on-site and confirm test availability for a given day.

Schedule online at <http://covid19.austintexas.gov> or by calling 3-1-1 or 512-974-2000.

Vaccine Dashboard Update



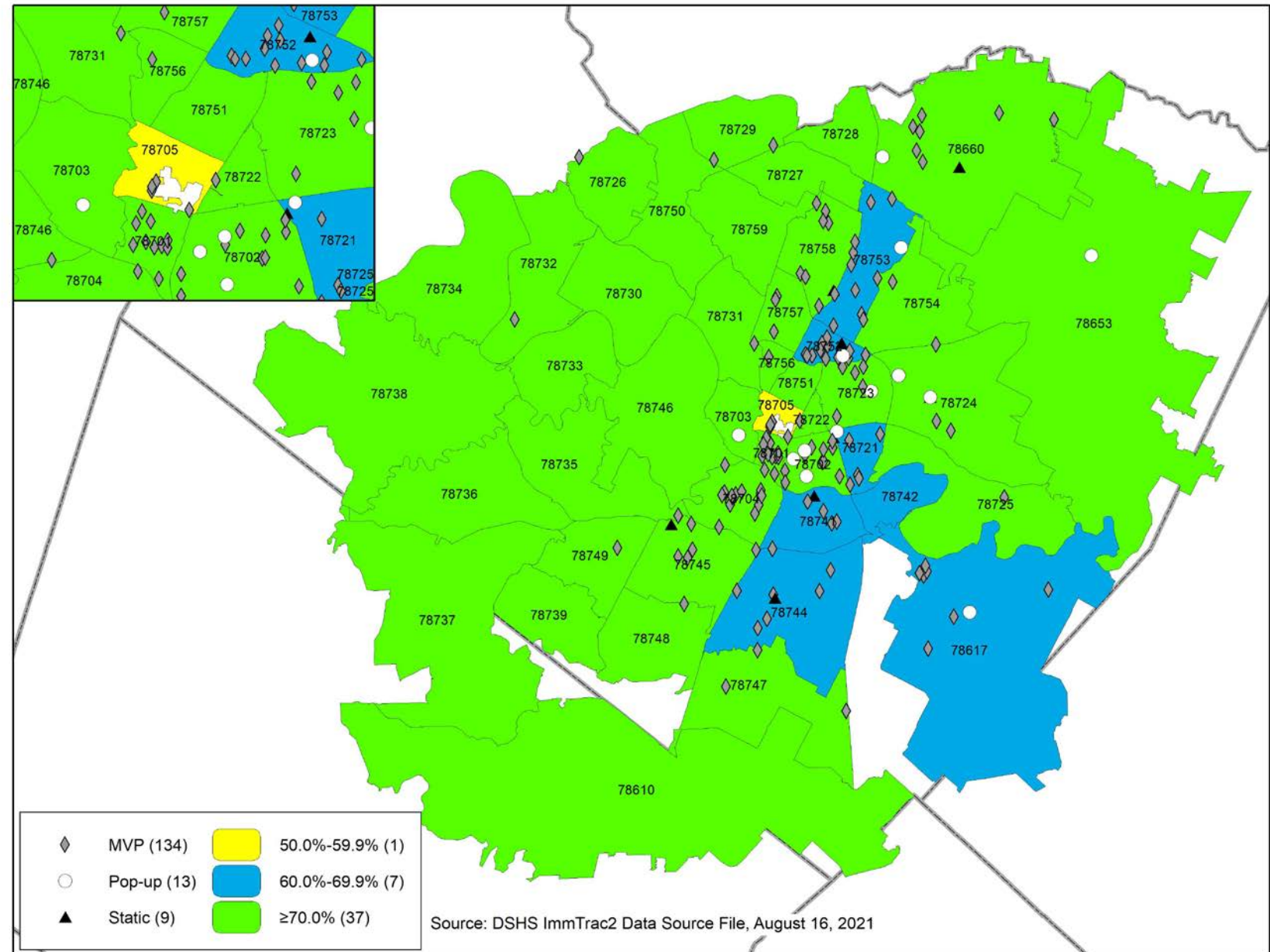
Source: <https://www.austintexas.gov/page/covid-19-dashboards>

*as of the end of the operational period (8/14)

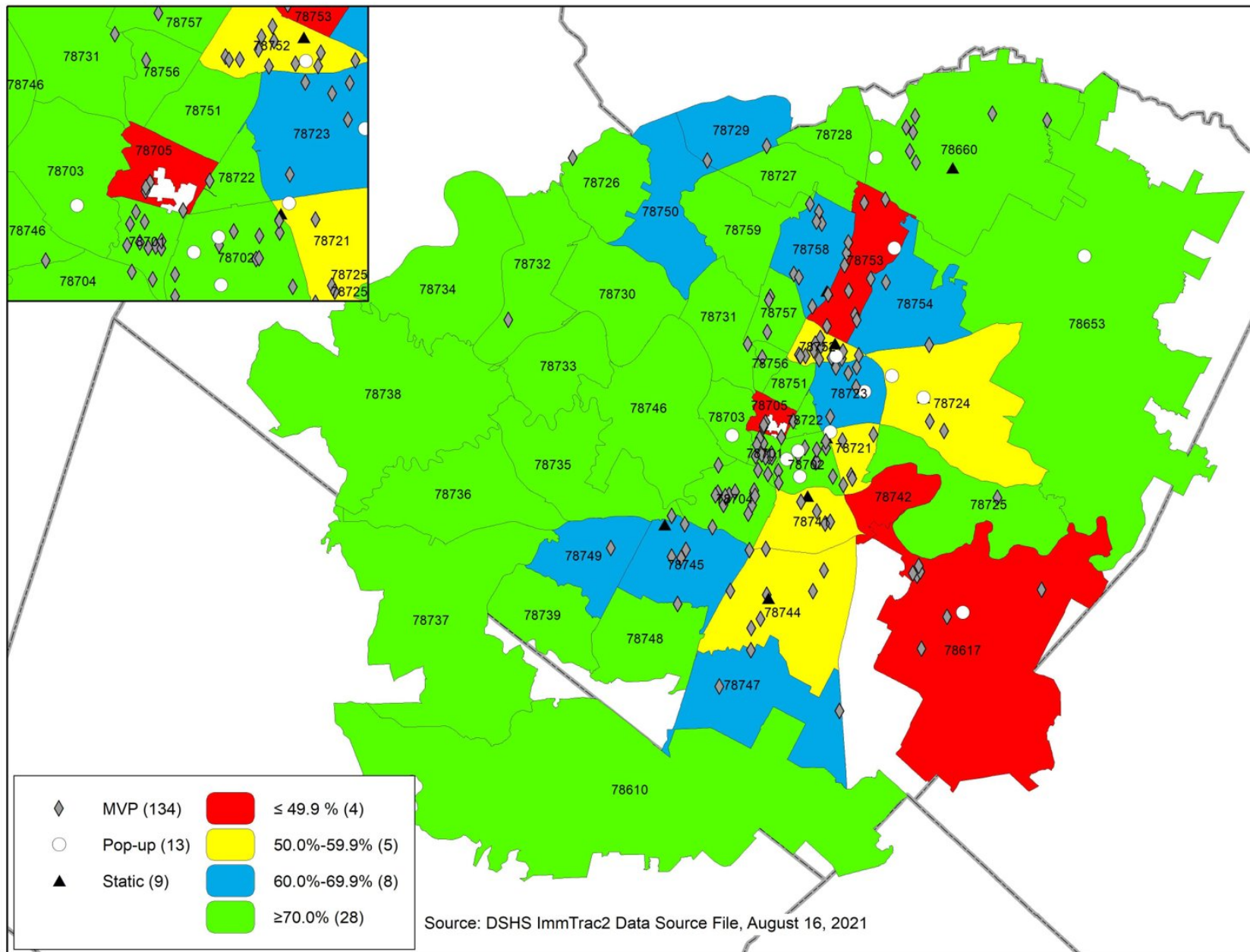
TXDSHS Vaccine Data for Travis County by Race and Ethnicity

Race	Total Census Population	Estimated Eligible Population (12+)	People Vaccinated with at Least One Dose (Texas DSHS) as of 8/15/2021	People Vaccinated with at Least One Dose Percent	Percent Increase Since 8/08	People Fully Vaccinated (Texas DSHS) of 8/15/2021	People Fully Vaccinated Percent	Percent Increase Since 8/08
Asian	83,467	71,782	62,601	87.21%	0.77% (556)	56,108	78.16%	0.65% (468)
Black or African American	104,003	88,403	32,953	37.28%	1.25% (1,098)	26,841	30.36%	1.26% (698)
Hispanic or Latino	442,687	349,723	182,339	52.14%	1.94% (6,784)	146,593	41.92%	1.04% (3,615)
White	608,874	541,898	365,710	67.49%	0.81% (4,394)	325,035	59.98%	0.59% (3,184)
Other	34,523	24,857	121,060	*		101,533	*	
Unknown			65,850			53,062		
Total	1,273,554	1,076,661	830,513	76.00%	0.43% (12,832)	709,172	65.87%	0.98% (7,695)

First Dose Vaccinated Population



Second Dose/Fully Vaccinated Population



Vaccine Operations

Southeast Branch Library (Moderna & Pfizer)

5803 Nuckols Crossing Rd

Tuesday & Friday: 3-8PM

Saturday: 10AM-2PM

Little Walnut Creek Branch Library (Moderna & Pfizer)

835 W Rundberg Ln

Tuesday & Friday: 3PM-8PM

Saturday: 10AM-2PM

Ana Lark Center (Pfizer)

1400 Tillery St

Tuesday + Friday: 1-7PM

Wednesday, Thursday + Saturday: 9AM-4PM*

Del Valle Opportunity Center (Pfizer)

5301 B Ross Rd, Del Valle

Saturday: 9-2PM

Turner Roberts Rec Center (Pfizer)

7201 Colony Loop Dr

Saturday: 10AM-2PM

More vaccine event locations visit

<https://www.austintexas.gov/covid19>

Mobile Operations

Up to ~25 weekly events including:

- 4 ACC Campuses
- 9 Middle and High Schools
- Montopolis Flea Market and South Austin Market



Pflugerville Vaccine Outreach

The Austin Public Health COVID-19 Education & Vaccination Program is offering several recurring vaccination opportunities in the 78660 zip code at the following locations:

- 📍 Cele Middle School
- 📍 Kelley Lane Middle School
- 📍 Pflugerville Middle School
- 📍 Westview Middle School
- 📍 Harmony Science Academy

These events are planned in consultation with school administrators and are open to the public.

Austin Public Health is current working to identify additional spaces at which to offer regular vaccination opportunities.



Vaccine Booster

Centers for Disease Control and Prevention's Advisory Committee on Immunization Practices (ACIP) recommended that people whose immune system are moderately to severely compromised receive an additional dose of mRNA COVID-19 vaccine at least **28 days after an initial two-dose mRNA series** (Pfizer or Moderna).

- Immunocompromised individuals may discuss with their health care provider whether getting an additional dose is appropriate for them.
- If their health care provider is not at a site administering vaccines, these individuals can self-attest and receive the additional dose wherever vaccines are offered.



Vaccine Booster Criteria

Boosters are recommended for those that meet the following criteria:

- Receiving treatment for solid tumors or blood cancers
- Taking immunosuppressing medications after a solid organ transplant
- Within 2 years of receiving CAR-T therapy or a stem cell transplant
- Who have primary immunodeficiencies — rare genetic disorders that prevent the immune system from working properly
- With advanced or untreated HIV
- Taking high-dose corticosteroids (more than 20 milligrams of prednisone or its equivalent daily), alkylating agents, antimetabolites, chemotherapy, TNF blockers, or other immunomodulating or immunosuppressing biologics
- With certain chronic medical conditions, such as chronic renal disease or asplenia — living without a spleen
- Receiving dialysis



Media Update

Continue to provide interviews with local, state, and national media discussing changing situation. Over 60+ inquiries last week

Key points of discussion:

- Patients in the ICU are sicker and staying in the hospitals longer than prior surges putting more strain on hospital resources
- ICU staff are seeing a younger population in our hospitals
- The Delta variant passes from person to person with more ease than before which means we need to be more vigilant with the hygiene practices that we know work (masks, washing hands, watching distance)

Back to school focused messaging: Kids older than 12 getting vaccinated, and under 12 wearing masks and staying home when sick.





Thank you
