

## Animal Advisory Commission Report Q3 2021

This report is intended to give a high level overview of Austin Pets Alive!'s lifesaving operations, with a focus on APA!'s impact on Travis county through our partnership with Austin Animal Center.

Summary: Austin Pets Alive! (APA) continues to be the city of Austin's largest partner in lifesaving and the largest subsidizer of the city's budget to serve Austin animals. APA takes animals that have medical and behavioral issues that require a higher cost per animal than the average healthy animal in care. APA focuses on these animals in an effort to have a measurable effect on the live release rate at AAC. In July and August, of all animals transferred from Austin Animal Center to partners, APA took 80% and over 25 times the number taken by the other brick and mortar shelter in Austin.

APA's cost to care for the animals pulled this past quarter was approximately \$500,000-\$750,000. APA receives no funding from the City of Austin but does receive use of the TLAC property, which if on the rental market could reasonably expect to receive \$8 per square foot, per year in rent for the use, condition and location that it is in (ie \$100,000 per quarter). APA!, therefore, contributed between \$400,000-650,000 last quarter to subsidize the city's budget to serve Austin animals.

APA's mission is to eliminate the unnecessary killing of shelter animals. Over the last 10 years of the license agreement, the role of APA's support at AAC has shifted away from lifesaving and into serving as "overflow" for AAC, serving many animals that should *not* be at risk of euthanasia in the city's publicly-funded shelter. The Austin Animal Center has received an increase in budget of more than 10 million dollars since 2010 and many supports have been put in place over the years by Austin City Council. APA is 100% committed to continuing to serve as a safety net for animals that cannot be saved through tax payer dollars and is currently negotiating a license agreement that more accurately reflects the mission of APA and the responsible utilization of all funds put towards animals, whether they are donated or tax funded. In the last quarter, 569/608 animals were considered "at risk" or "at high risk" of euthanasia. 5 small dogs, 24 large/medium dogs and 10 cats were pulled for "space" or as "non-at risk" reasons.

The percent of animals taken by AAC was higher in 2020 because AAC numerical animal intake was lower.

### **AAC Transfers Out in July & Aug 2021 (from AAC report- Sept not available):**

267 animals were transferred to 21 AAC rescue partners in July

303 animals were transferred to 22 AAC rescue partners in August

570 total animals transferred out to 22 AAC partners in July and August

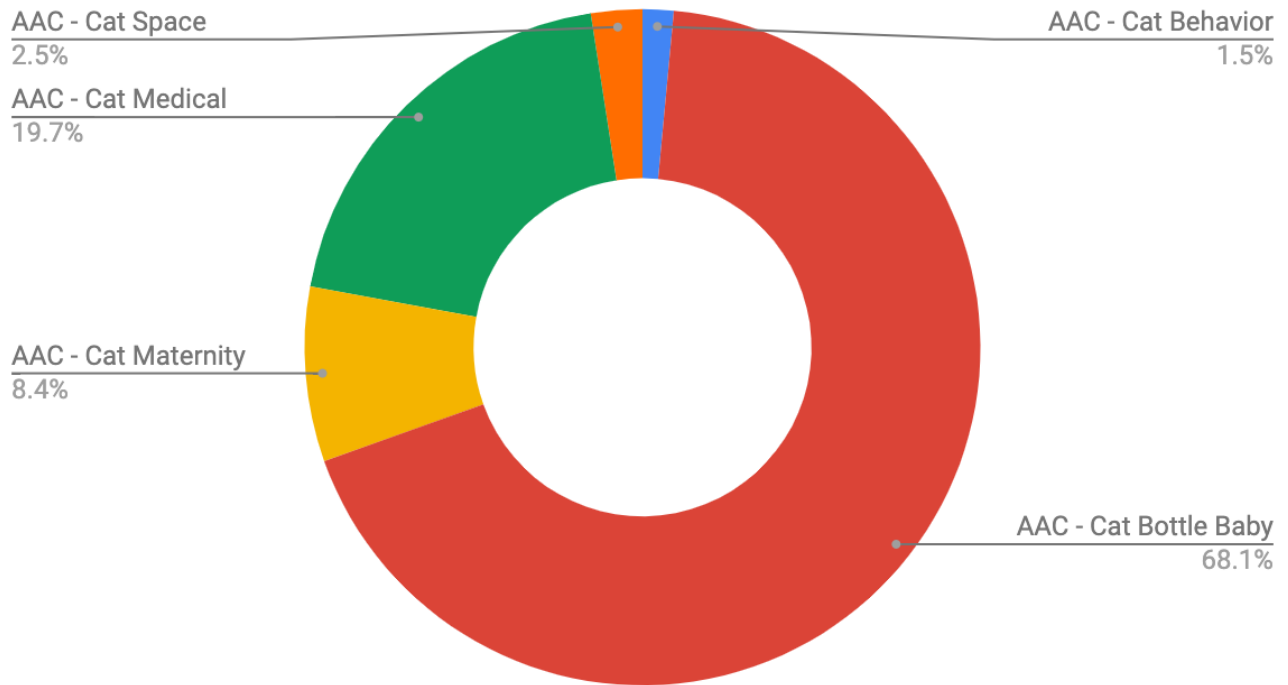
- 298 cats:

- 12 to Austin Humane Society (AHS)
- 286 to Austin Pets Alive! (APA!)
- 159 dogs:
  - 114 to APA!
  - 4 to AHS
  - 41 to Other partners
- 43 animals to small partners

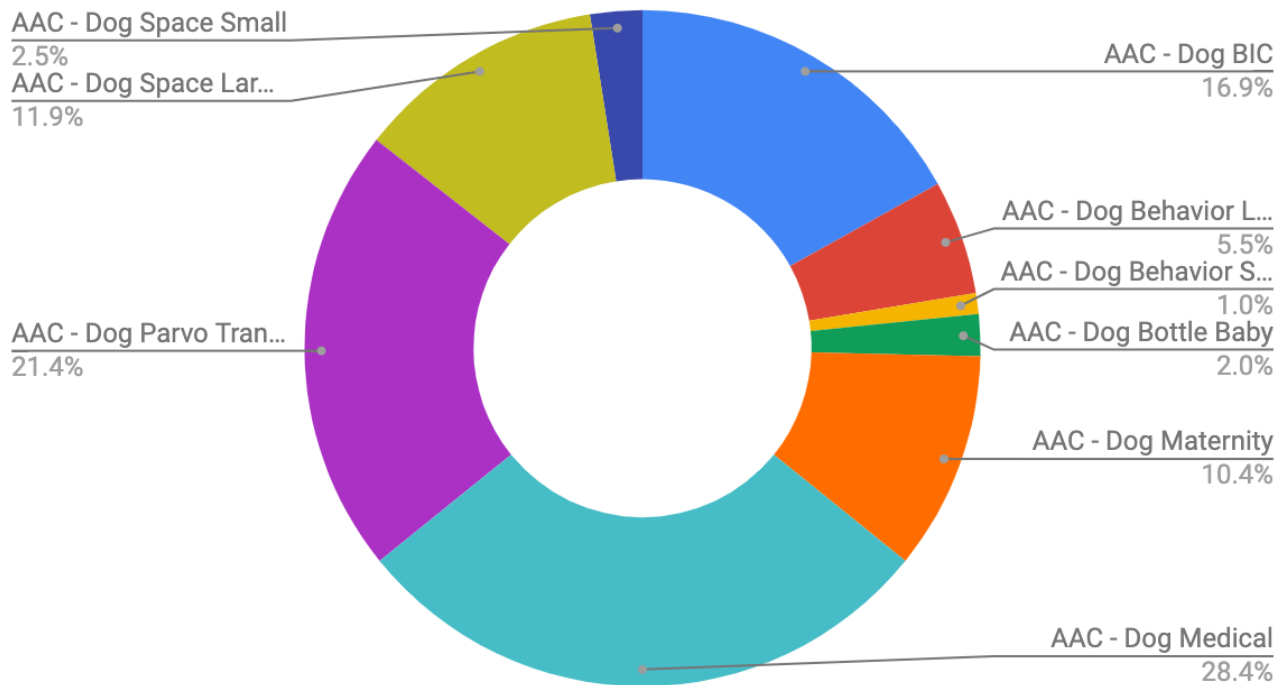
### Intakes: Detailed Breakdown of APA Intakes transferred from AAC

	July 2021	August 2021	September 2021	Q3 2021
AAC - Cat Behavior	0	4	2	6
AAC - Cat Bottle Baby (Includes BIC)	89	116	72	277
AAC - Cat Maternity	13	20	1	34
AAC - Cat Medical	30	23	27	80
AAC - Cat Space	7	2	1	10
AAC - Dog BIC	8	17	9	34
AAC - Dog Behavior Large/Medium	4	3	4	11
AAC - Dog Behavior Small	1	1	0	2
AAC - Dog Bottle Baby	2	2	0	4
AAC - Dog Maternity	2	13	6	21
AAC - Dog Medical	17	18	22	57
AAC - Dog Parvo Transfer	23	13	7	43
AAC - Dog Space Large/Medium	15	9	0	24
AAC - Dog Space Small	2	3	0	5
<b>Total AAC</b>	<b>213</b>	<b>244</b>	<b>151</b>	<b>608</b>
Travis - PASS	26	19	50	95
Travis - Parvo OS/PASS	10	5	5	20
<b>Total Travis</b>	<b>249</b>	<b>268</b>	<b>206</b>	<b>723</b>

## Intakes from AAC - Cat Breakdown



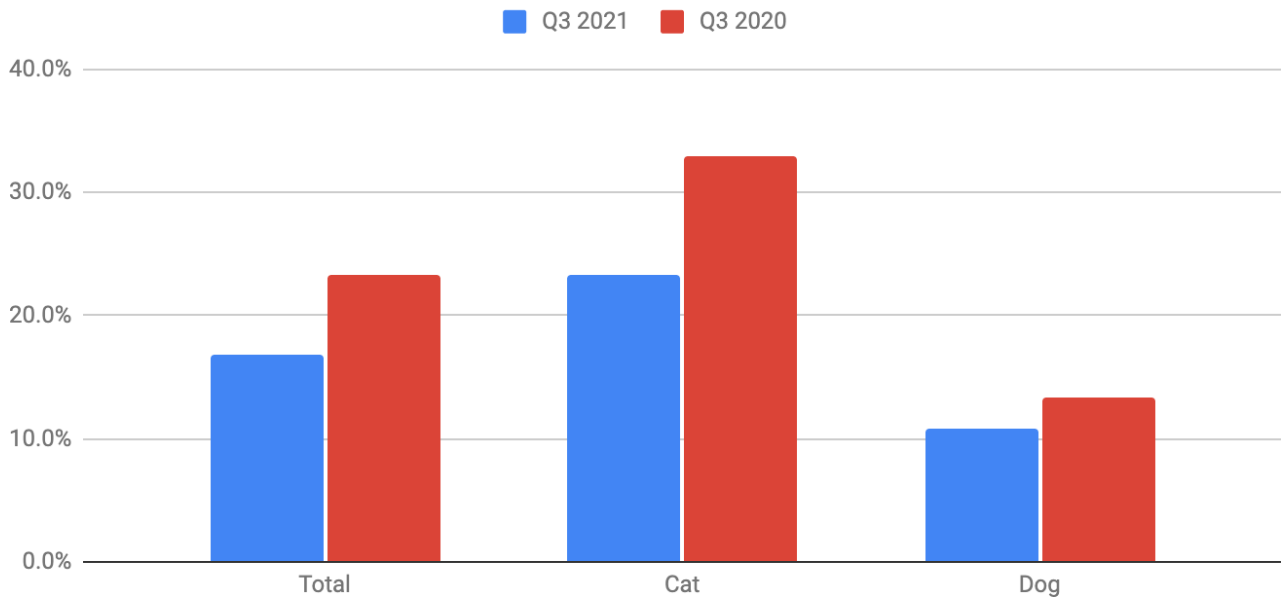
## Intakes from AAC - Dog Breakdown



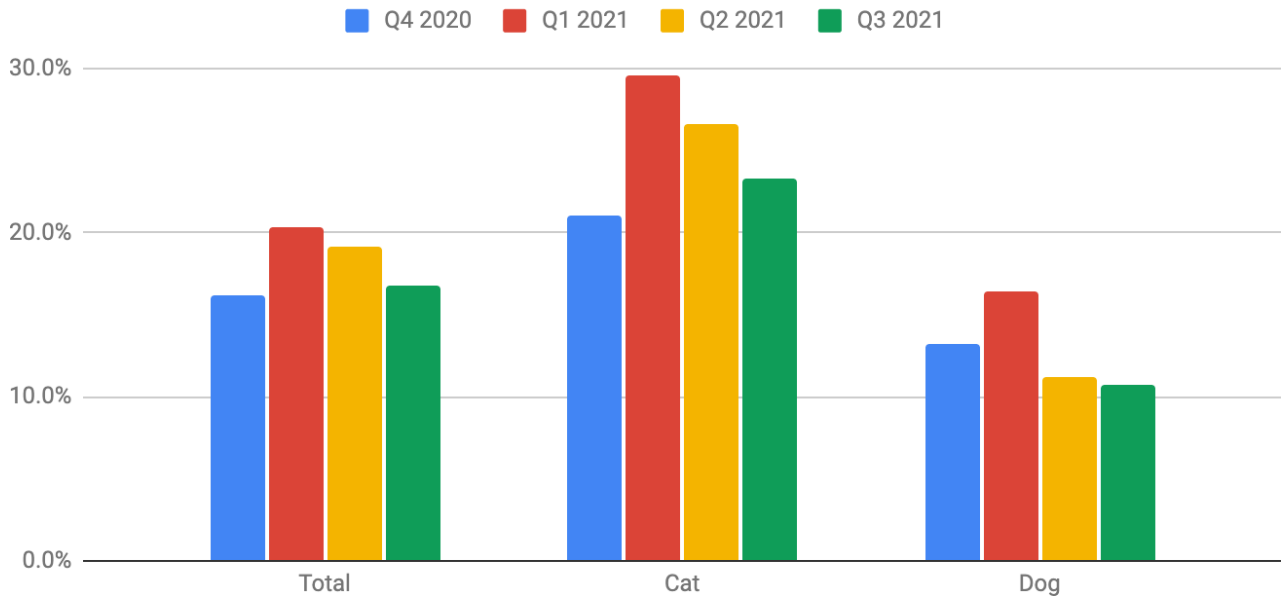
The first chart shows AAC to APA transfers as a percentage of total AAC Intakes for Q2 2021 compared to Q2 2020 as a way of gauging how APA is responding to AAC intakes.

The second chart shows AAC to APA transfers as a percentage of total AAC Intakes for the last four quarters.

### AAC Transfers to APA as % of Total AAC Intakes [Q3 2021 vs Q3 2020]



### AAC Transfers to APA as a % of total AAC Intakes



## Outcomes in the Quarter of Animals Ever Transferred from AAC to APA

	July 2021			August 2021			September 2021			Q3 2021		
	Cat	Dog	Total	Cat	Dog	Total	Cat	Dog	Total	Cat	Dog	Total
Adoptions	104	54	158	152	37	189	99	70	169	355	161	516
Euthanasia	6	4	10	6	6	12	2	4	6	14	14	28
Lost/Stolen	1	1	2	0	0	0	0	0	0	1	1	2
Feral/Wildlife	0	0	0	2	0	2	0	0	0	2	0	2
Return to Owner	0	0	0	0	0	0	0	0	0	0	0	0
UDIC *	16	6	22	28	8	36	20	4	24	64	18	82
Transfer Out	1	3	4	0	2	2	0	0	0	1	5	6
<b>Total Outcomes</b>	<b>128</b>	<b>68</b>	<b>196</b>	<b>188</b>	<b>53</b>	<b>241</b>	<b>121</b>	<b>78</b>	<b>199</b>	<b>437</b>	<b>199</b>	<b>636</b>

\* UDIC = Unassisted Death in Custody consists of animals pulled with severe medical concerns or neonates who died while receiving appropriate care for their life-threatening condition.

### Notes on behavior

- 14 behavior dogs pulled in Q3; of those, 1 has been adopted, 1 is available in foster, 10 are available in shelter, and 1 is currently unavailable in foster. Two additional dogs pled in September are being evaluated at TLAC now. Notable behavior cases include:
  - Frosty, a long-stay at AAC (original intake 12/30/19), had been adopted and returned for biting; notes of reactivity and lunging/snapping at AAC. Currently a playgroup dog and available in-shelter.
  - Tater (now Monkey), a 9-month-old dog with multiple redirection bites in a previous home; owner indicated "CANNOT be allowed around other dogs" and previous AAC notes indicated, "Dog has been extremely aggressive in kennel." He is now a regular in playgroup at APA! and available in-shelter

### Other notes:

- All Q3 euthanasias at APA of AAC animals were for medical reasons
- Of the 250+ neonatal kittens and families transferred, most were picked up same-day due to needing immediate care to survive.
- Notable medical cases include:
  - Toblerone, a dog with a large degloving injury on rib cage area with signs of infection. Hospitalized for several days for treatment/monitoring. Now available in-shelter.
  - Abe, a dog with numerous bite/puncture wounds all over body and hyperthermia at intake to AAC. Hospitalized for several days after transfer for treatment/monitoring. Now available in-shelter.

## Live Release Rate Calculations

Live Release Rate is calculated as AACs total live outcomes, which is all outcomes less Died, Euthanasia, Disposed, and Missing divided by total outcomes for the period.

	Jul - 2021	Aug - 2021	Sep - 2021	Q3 - 2021
AAC Live Outcomes	1248	1,231	1,133	3612
AAC Total Outcomes	1301	1,272	1,160	3733
AAC Live Release Rate	96%	97%	98%	97%

AAC Live Release Rate without APA attempts to show what AAC might look like without transfers to APA. While there is no perfect way to calculate this metric since it is impossible to know what would have happened were these animals not pulled by APA, this is one way to illustrate APA's effect on AAC live outcomes.

<b>AAC Live Release Rate w/out APA Transfers</b>				
<i>([AAC Live Outcomes] - [AAC to APA Transfers]) / [AAC Total Outcomes]</i>				
	Jul - 2021	Aug - 2021	Sep - 2021	Q3 - 2021
AAC Live Outcomes	1248	1,231	1,133	3612
AAC to APA Transfers	213	244	151	608
AAC Total Outcomes	1,301	1,272	1,160	3,733
AAC Live Release Rate w/out APA	79.6%	77.6%	84.7%	80.5%

The AAC + APA Community Live Release rates combine AAC and APA live outcomes for the period (again total outcomes less Euth, Died, and Disposal) and divide that by the total outcomes for the period.

<b>AAC + APA Community Live Release Rate</b>				
<i>([AAC Live Outcomes]+[Live Outcomes of AAC to APA Transfers]) / ([AAC Total Outcomes]+[Total Outcomes of AAC to APA Transfers])</i>				
	Jul - 2021	Aug - 2021	Sep - 2021	Q3 - 2021
AAC Live Outcomes	1248	1,231	1,133	3612
Live Outcomes of AAC to APA Transfers	162	193	169	524
AAC Total Outcomes	1,301	1,272	1,160	3,733
Total Outcomes of AAC to APA Transfers	196	241	199	636
AAC + APA Community Live Release Rate	94%	94%	96%	95%

### APA Animal Matrix and LRR for ALL Animals - Q3 - 2021

	Canine		Feline		Total
<b>Beginning Animal Count on (07/01/2021)</b>	1310		1275		2585
	Canine		Feline		
	Adult	Up to 5 months	Adult	Up to 5 months	Total
<b>Live Intake</b>					
Stray	0	0	0	0	0
Relinquished by Owner	158	87	114	113	472
Owner Intended Euthanasia	0	0	0	0	0
Transferred in from Agency	489	422	354	1063	2328
Other intakes	0	56	0	86	142
<b>Total Live Intake</b>	647	565	468	1262	2942
	Adult	Up to 5 months	Adult	Up to 5 months	Total
<b>Outcomes</b>					
Adoption	694	305	544	870	2413
Returned to Owner	1	4	0	0	5
Transferred to another Agency	87	40	1	0	128
Returned to Field	0	0	0	0	0
Other Live Outcome	0	0	0	0	0
<b>Total Live Outcomes</b>	782	349	545	870	2546
Died in Care	10	56	11	96	173
Lost in Care	2	0	1	0	3
Shelter Euthanasia	29	28	10	7	74
Owner Intended Euthanasia	0	0	0	0	0
<b>Total of Other Outcomes</b>	41	84	22	103	250
<b>Total Outcomes</b>	823	433	567	973	2796
<b>End Animal Count on (09/30/2021)</b>	1261		1462		2723
<b>Live Release Rate</b>					<b>91.1%%</b>