

# Community Needs Assessment

## Early Childhood Council

*Discussion and Public Hearing on community needs  
and spending priorities for the FY 22-23 Action Plan*

# Agenda

- Review of FY 20-21 Performance
- Federal Reporting Process
- Community Needs Assessment/  
Public Comment Schedule
- Provide Your Feedback



# Review of Past Performance

*A look at services provided with federal funding in FY 20-21*



# FY 20-21 Accomplishments Snapshot

- Total number of people served through federally funded projects: 3,552
- Total number of people/households earning Extremely Low-Income (<30% MFI) served: 2,688
- Total number of federal dollars spent:

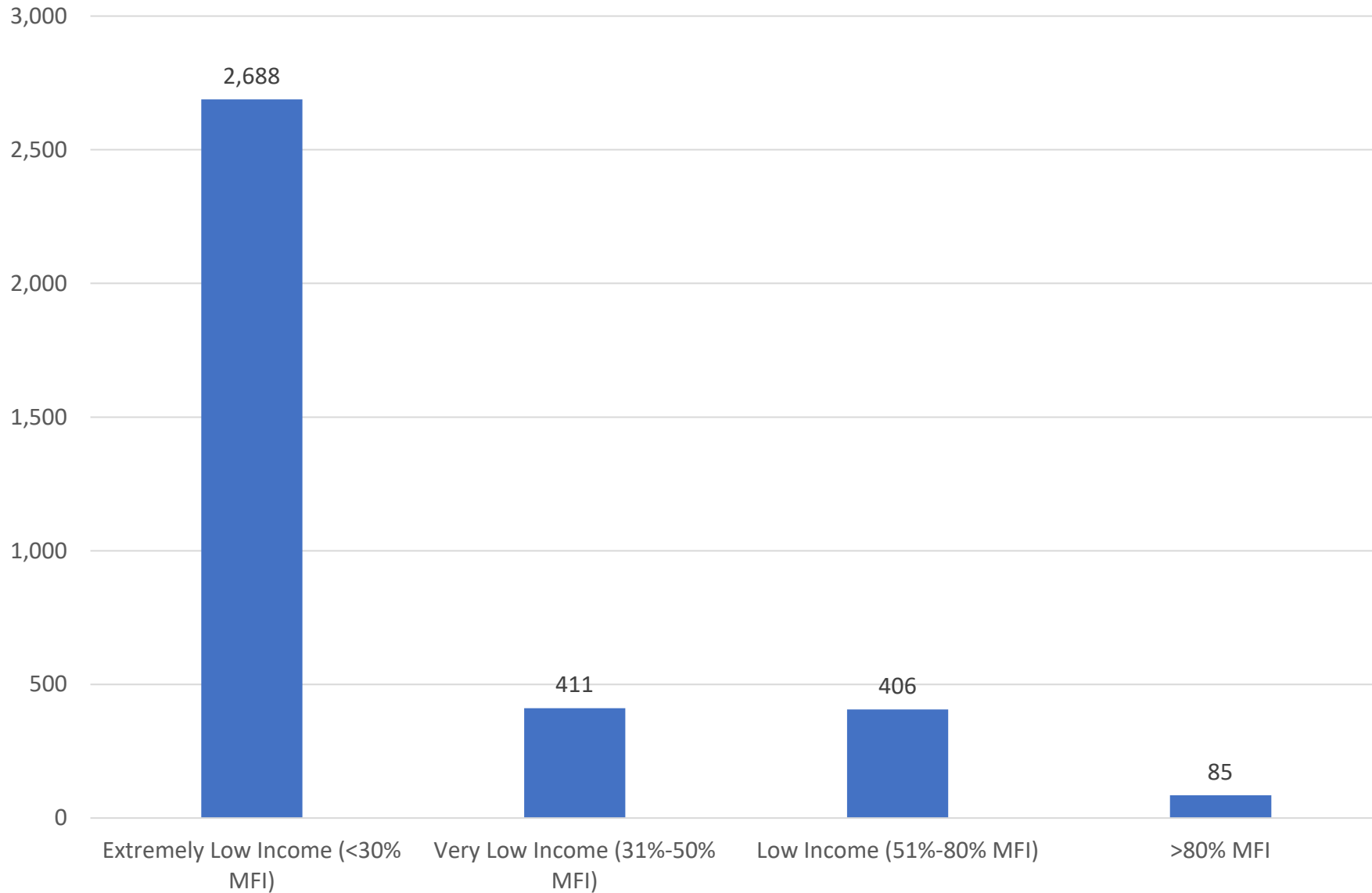
Entitlement: \$9,765,175

CARES Act: \$10,196,749





# Population Served by Income

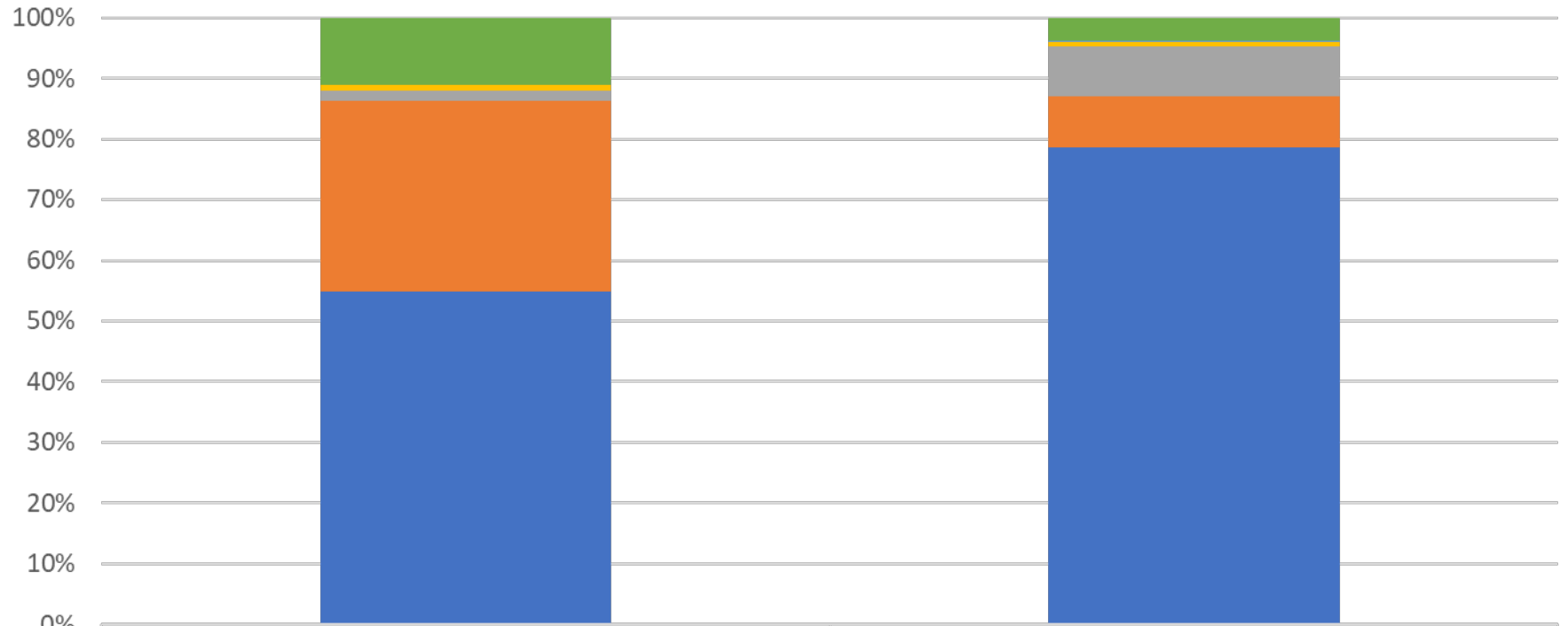


# Population of Austin Vs. Population Served by Race

Data includes persons served by CDBG, HOME, HOPWA, AND ESG funded activities

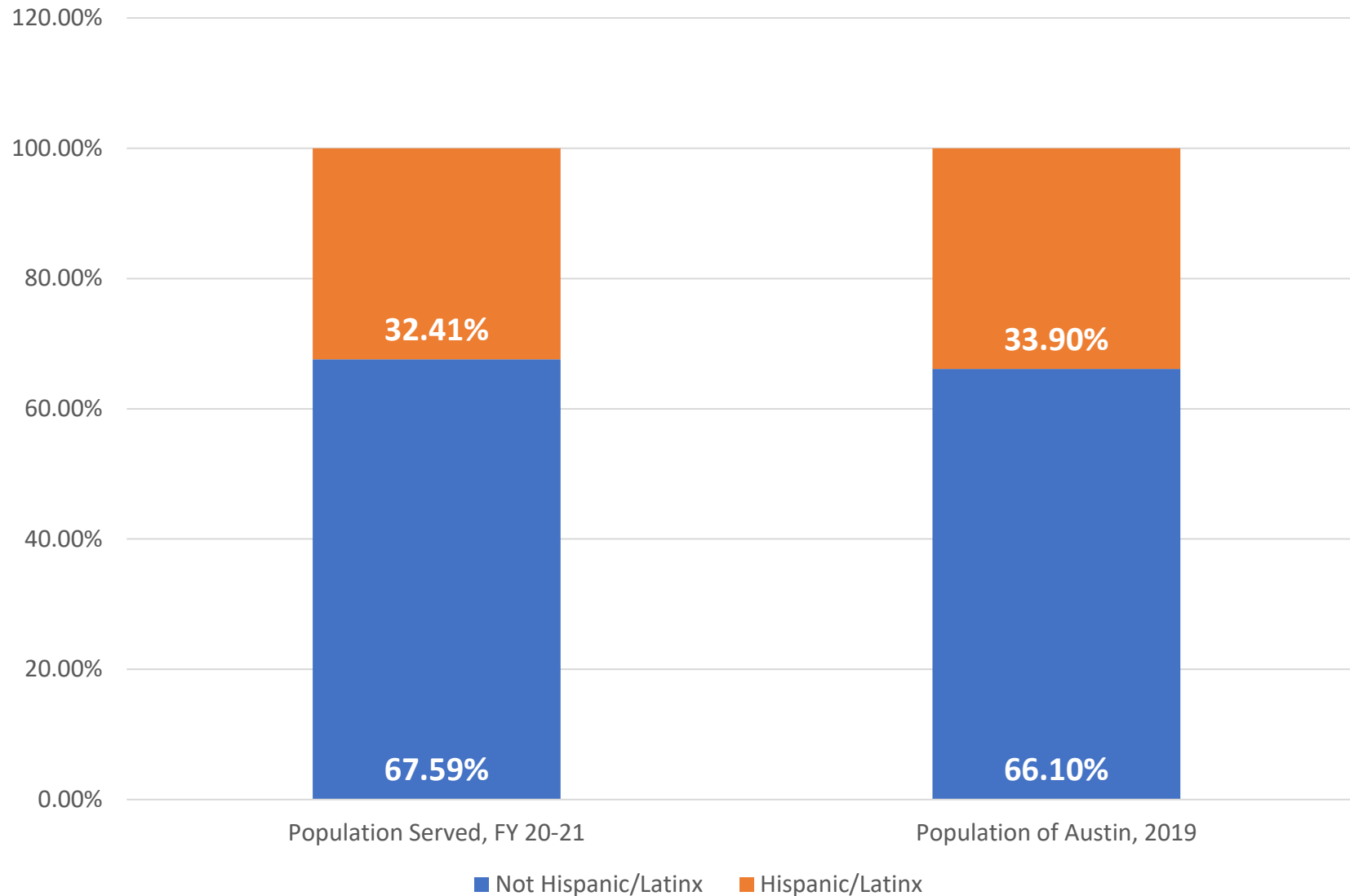
\*Austin Population data provided by the American Community Census

\*Population served data provided by Housing and Planning Department and Austin Public Health staff



	Population Served FY 20-21	Population of Austin, 2019
Multi	11.02%	3.50%
Native Hawaiian or Other Pacific Islander	0.10%	0.10%
Native American or Alaskan Native	0.86%	0.70%
Asian	1.77%	7.60%
Black/African American	31.36%	7.80%
White	54.79%	72.60%

# Population of Austin Vs. Population Served by Ethnicity



# People Served by Investment Category

Investment Category	Persons/Households Served
Special Needs Assistance	878
Homeless Assistance	1,153
Renter Assistance	1,327
Homebuyer Assistance	43
Homeowner Assistance	120
Housing Development Assistance	33
<b>Total</b>	<b>3,552</b>

## Austin Small Business Relief Grant Program

Investment Category	Businesses Served
Other Community Development Assistance	89



# FY 20-21 Services Provided- Goals vs. Outcomes

## Select Programs

<b>Childcare Services</b> <ul style="list-style-type: none"><li>• Goal: 179</li><li>• Actual: 151</li><li>• Expended: \$390,612</li></ul>	<b>Youth/Mental Health Services</b> <ul style="list-style-type: none"><li>• Goal: 159</li><li>• Actual: 147</li><li>• Expended: \$188,490</li></ul>	<b>Senior Services</b> <ul style="list-style-type: none"><li>• Goal: 175</li><li>• Actual: 184</li><li>• Expended: \$123,995</li></ul>
<b>Tenant Based Rental Assistance</b> <ul style="list-style-type: none"><li>• Goal: 85</li><li>• Actual: 113</li><li>• Expended: \$979,663</li></ul>	<b>Homelessness Services*</b> <ul style="list-style-type: none"><li>• Goal: 1,118</li><li>• Actual: 426</li><li>• Expended: \$1,638,420</li></ul>	<b>Tenants' Rights Assistance</b> <ul style="list-style-type: none"><li>• Goal: 527</li><li>• Actual: 297</li><li>• Expended: \$287,223</li></ul>

\*This category includes Rapid Rehousing and Shelter Operation and Maintenance, funded by the Emergency Solutions Grant

# FY 20-21 Services Provided- Goals vs. Outcomes

## Select Programs

### Down Payment Assistance

- Goal: 25
- Actual: 43
- Expended: \$1,585,999

### Architectural Barrier Removal-Owner

- Goal: 80
- Actual: 29
- Expended: \$567,166

### Minor Home Repair

- Goal: 200
- Actual: 85
- Expended: \$781,409

### Homeowner Rehabilitation Loan Program

- Goal: 9
- Actual: 6
- Expended: \$748,584  
\*includes General Fund dollars)

### Rental Housing Development Assistance

- Goal: 411
- Actual: 335
- Expended: Federal: \$269,585; GO Bonds: \$22,057,711

### Ownership Housing Development Assistance

- Goal: 16
- Actual: 42
- Expended: Federal: \$202,562; GO Bonds: \$5,860,334

# CARES Act Progress Report

## Childcare Services-CV

- Goal: 295
- Actual: 21
- Expended: \$16,171  
(Program ongoing)

## HOPWA-CV

- Goal: 126
- Actual: 82
- Expended: \$240,293

## Emergency Rental Assistance (RENT 2.0)

- Goal: 3,998
- Actual: 1,030
- Expended: \$5,461,487

## Emergency Rental Assistance- Homeless Assistance

- Goal: 143
- Actual: 194
- Expended: \$1,000,000

## ESG-CV Rapid Rehousing

- Goal: 1,100
- Actual: 357
- Expended: \$640,392

## ESG-CV Temporary Emergency Shelter

- Goal: 310
- Actual: 61
- Expended: \$234,405

# Households with Children Served

## Housing Program Highlights

### Households with Children Under 5 years old Served

**Down Payment Assistance:** 10 households; 23% of total households served

**Architectural Barrier Removal:** 1 household; 4% of total households served

**Minor Home Repair:** 1 household; 1% of total households served

**Homeowner Rehabilitation Loan Program:** 1 household; 17% of total households served

**RENT 2.0, 3.0, 4.0** (Emergency Rental Assistance): 3,042 households, 63% of total households served



# CDBG Special Needs Assistance : Child Care



## Services provided in FY 20-21:

*All programs  
serve low to  
moderate  
income  
families in  
the Austin  
community*

1. **Early Head Start Program** provides affordable, accessible, high-quality direct services in early education and child care to children up to 3 years old so parents may attend school, job training, or work.
2. **Teen Parent Child Care Program** provides affordable, accessible, high-quality early education and care for children up to 5 years old so parents may attend middle school or high school
3. **Bridge Child Care Voucher Program** provides affordable, accessible child care for children up to age 12 through referrals and subsidies to homeless families, near-homeless families, and other families in crisis



## **CDBG Special Needs Assistance : Child Care (continued)**

### **Service Providers:**

- Early Head Start Program – Child, Inc.
- Teen Parent Child Care Program – AISD
- Bridge Child Care Voucher Program – YWCA

### **FY 20-21 Highlights**

- 151 children served
- Agencies continued to innovate and work diligently to connect families to services during the pandemic





## CDBG Special Needs Assistance : Child Care (continued)

### Household and income data:

- 151 children served from 123 households
- 92.7% of children from families with *extremely low Median Family Income (0-30% MFI)*
- 7.2% of children from families with low Median Family Income (30.1 to 50% MFI)
- 77% of children with a female head of household
- 0% with a disabled or elderly (62+) head of household



## CDBG Special Needs Assistance : Child Care (continued)

### Race and Ethnicity Demographics:

31.7% White

29.1% Latino\*

37% Black/African American

1.9% Multi-Racial

0% Asian

0% American Indian/Alaskan Native

0% Native Hawaiian/Pacific Islander

\*(HUD counts Latino as an ethnicity, and a subset of race. Thus, clients are always counted as Latino *and* White, Black/African American, Asian, American Indian/Alaskan Native, Native Hawaiian/Pacific Islander, or Multi-Racial)



# **CDBG-CV Special Needs Assistance :**

## **Child Care for Essential Workers**

### **Service Provider – Workforce Solutions**

Program pays for emergency childcare for low to moderate income essential workers during the COVID-19 pandemic and provides information to families on licensed childcare providers.

Services include week day, overnight and weekend child care for children ages 0-13, or older children with special needs.

### **FY 20-21 Highlights**

- Promotes continuity of quality child care for children – a critical factor of quality in early care and education, and prevents disruptions – which hinders family capacity to gain or maintain earnings.
- Contract amended in December 2021 to extend services to:
  - ❑ Essential workers whose employment has been negatively impacted by the pandemic and are now engaged in job search or training
  - ❑ People working in child care and education industries, which the Texas Workforce Commission added to the essential worker list in July 2021.
- Post amendment, enrollment has significantly increased. As of January 2022, Workforce solutions has served 100 children of essential workers.



# CDBG-CV Special Needs Assistance : Child Care for Essential Workers

## Household and income data:

- 42.8 % of children from families with *extremely low Median Family Income (0-30% MFI)*
- 14.2% of children from families with low Median Family Income (30.1 to 50% MFI)
- 42.8 of children from families with Moderate Median Family Income (50.1 to 80 % MFI)
- 76.1% of children with a female head of household
- 0% with a disabled or elderly (62+) head of household



# CDBG-CV Special Needs Assistance : Child Care for Essential Workers

## Race and Ethnicity Demographics:

9.5% White

66.6 Latino\*

14.2 % Black/African American

9.5% Multi-Racial

0% Asian

0% American Indian/Alaskan Native

0% Native Hawaiian/Pacific Islander

\*(HUD counts Latino as an ethnicity, and a subset of race. Thus, clients are always counted as Latino *and* White, Black/African American, Asian, American Indian/Alaskan Native, Native Hawaiian/Pacific Islander, or Multi-Racial)



# Federal Reporting Processes





# U.S. Department of Housing and Urban Development (HUD)

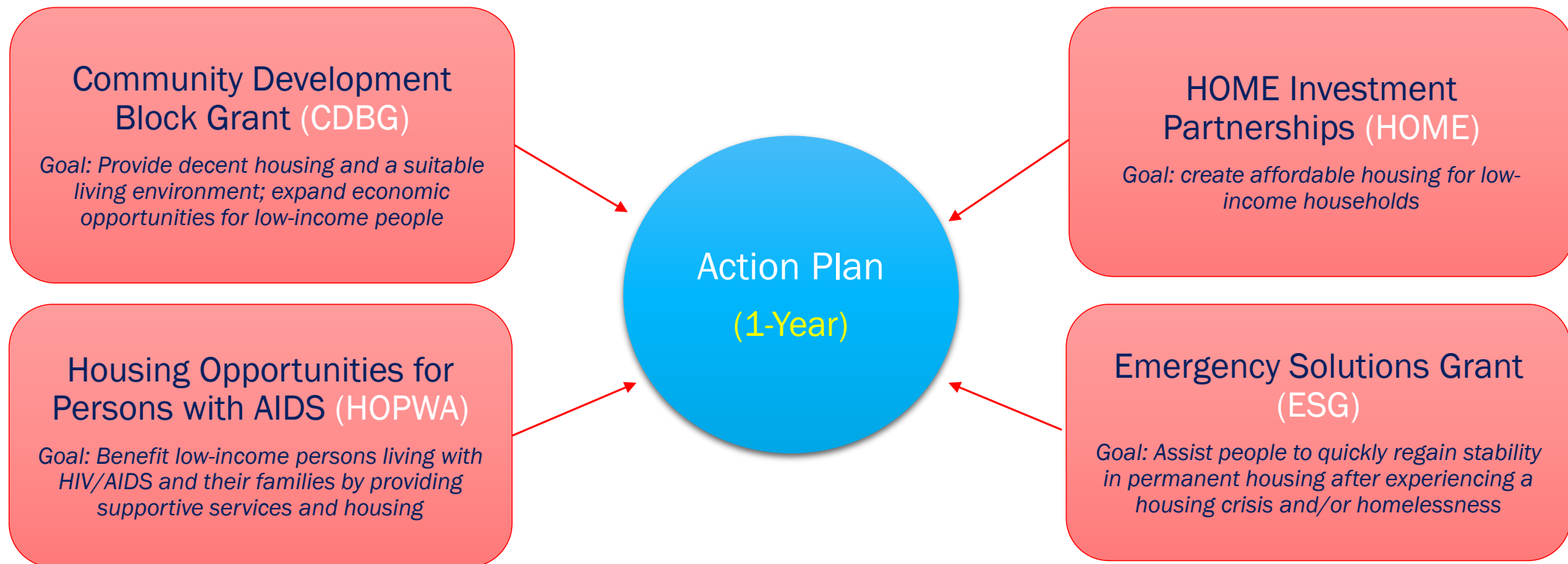


***\*You Are Here:*** The proposed *Fiscal Year 22-23 Action Plan* presents *Year 4* of the 5-Year Consolidated Plan



# Fiscal Year 22-23 Action Plan & Funding Sources

- Year 4 of 5-Year reporting period
- Serves as application for funding from four entitlement grants



# Programs & Activities

- Homelessness Assistance
- Special Needs Assistance
- Renters Assistance
- Homeowner Assistance
- Homebuyer Assistance
- Housing Developer Assistance
- Other Community Development



# Homelessness Assistance

## Emergency Solutions Grant programs

- Rapid Rehousing
- Tenant-Based Rental Assistance
- ARCH Operation and Maintenance





# Special Needs Assistance

- [Housing Opportunities for Persons with AIDs \(HOPWA\) programs](#)
- [Child Care Services](#)
- [Youth Mental Health services](#)
- [Senior Services](#)







# Renters Assistance

- Tenant-Based Rental Assistance
- Architectural Barrier Removal- Renter
- Tenants' Rights Assistance







# Homeowner Assistance

- Architectural Barrier Removal- Owner
- Minor Home Repair
- Homeowner Rehabilitation Loan Program
- GO Repair! Program




## ROOF REPAIR





# Homebuyer Assistance

- Down Payment Assistance Program





# Housing Developer Assistance

- Rental Housing Development Assistance
- Ownership Housing Development Assistance
- Developer incentive-based programs







# Other Community Development

- Family Business Loan Program
- Community Housing Development Organization (CHDO) Operating Expense Grants





# Action Plan Timeline



# Community Needs Assessment

Date	Action
Wednesday, March 3	City Council - SET a Public Hearing for Community Needs
Monday, March 7	Start of Community Needs Assessment- Speak up page launches, press release sent out
Tuesday, March 8	Home Repair Coalition Consultation
Wednesday, March 9	Early Childhood Council
Monday, March 14	Austin Area Urban League Consultation
Tuesday, March 15	Housing Authority of Travis County Consultation
Wednesday, March 16	Integral Care Consultation
Thursday, March 17	Building and Strengthening Tenant Action (BASTA) Consultation
Monday, March 21	SAFE Alliance Consultation
Tuesday, March 22	Housing Authority of the City of Austin Consultation
Tuesday, March 22	Hispanic/Latino Quality of Life Resource Advisory Commission
Thursday, March 24	City Council - Conduct a Public Hearing for Community Needs
Monday, March 28	HIV Planning Council
Monday, April 4	ECHO Leadership Council
Monday, April 4	Commission on Immigrant Affairs
Tuesday, April 5	African American Resource Advisory Commission
Wednesday, April 6	Caritas Consultation
Tuesday, April 12	Community Development Commission- Conduct a Public Hearing for Community Needs
Wednesday, April 13	Commission on Seniors
Friday, April 15	End of Community Needs Assessment







# Public Comment Period

Date	Action
Tuesday, May 3	Start of Public Comment Period (DRAFT Action Plan Published)
Tuesday, May 10	Community Development Commission - Public Hearing
Tuesday, June 8	Community Development Commission - Final Recommendations
Thursday, June 9	City Council - Conduct a Public Hearing for Public Comment
Friday, June 10	End of Public Comment Period
Thursday, July 28	City Council - Final Action
Wednesday, August 10	HPD SUBMITS ACTION PLAN TO HUD VIA IDIS
Tuesday, August 16	ACTION PLAN DUE TO U.S. DEPARTMENT OF URBAN HOUSING AND DEVELOPMENT






## HOUSING & PLANNING



# SPEAKUP Austin!

## City of Austin FY 22-23 Action Plan


### Active Projects



#### City of Austin Action Plan FY 21-22 Action Plan

Each year, the City of Austin prepares an Action Plan- a plan detailing the amount of federal ...

[View Project](#)



#### Economic Recovery and Resiliency Framework

DEADLINE TO SUBMIT  
FEEDBACK: April 23, 2021 at 5:00 p.m.


The City of Austin...

[View Project](#)



#### Your Next Police Chief Recruitment Process

[View Project](#)



#### FY 2019-20 Consolidated Performance and Evaluation Report (CAPER)

DRAFT FY 2019-20 CAPER TO BE  
AVAILABLE FOR REVIEW  
FEBRUARY 24, 2021 TO MARCH  
11, 2021  
Th...

[View Project](#)



#### Tannehill Affordable Housing Development

Welcome to Tannehill Lane  
Development ATX! Who is AHFC?  
The Austin Housing Finance  
Corpor...

[View Project](#)



#### ATX Digital Access Forum

The ATX Digital Access Forum is  
a space to collect stories from  
Austin community members  
about...

[View Project](#)





# HOME-ARP

# HOME-ARP

- Congress appropriated \$5 billion in American Rescue Plan funds to be administered through the HOME grant
- Austin is eligible for \$11.4 M
- Funding intended to address the need for homelessness assistance and supportive services

# HOME-ARP- Eligible Uses

HOME-ARP funding can be used for one or multiple of the following activities:

Development of affordable housing

Tenant-based Rental Assistance

Provision of Supportive Services

Acquisition and development of non-congregate shelter units

# HOME-ARP- Qualifying Populations

ARP requires that funds be used to primarily benefit individuals and families in the following specified “qualifying populations.”

Homeless

At risk of Homelessness

Fleeing Domestic Violence,  
Dating Violence, Sexual Assault,  
Stalking, or Human Trafficking

Other Populations where  
providing supportive services or  
assistance would prevent the  
family’s homelessness or would  
serve those with the greatest  
risk of housing instability.



# Community Consultations

Date	Action
Monday, March 14	Austin Area Urban League
Tuesday, March 15	Housing Authority of Travis County
Wednesday, March 16	Integral Care
Thursday, March 17	Building and Strengthening Tenant Action
Monday, March 21	SAFE Alliance
Monday, April 4	ECHO Leadership Council
Wednesday, April 6	Caritas
Tuesday, April 12	Community Development Commission
Tuesday, May 3 – Friday, June 10	Draft HOME-ARP Allocation Plan available for public review

