

Community Needs Assessment

Early Childhood Council

*Discussion and Public Hearing on community needs
and spending priorities for the FY 22-23 Action Plan*

Agenda

- Review of FY 20-21 Performance
- Federal Reporting Process
- Community Needs Assessment/
Public Comment Schedule
- Provide Your Feedback



Review of Past Performance

A look at services provided with federal funding in FY 20-21

FY 20-21 Accomplishments Snapshot

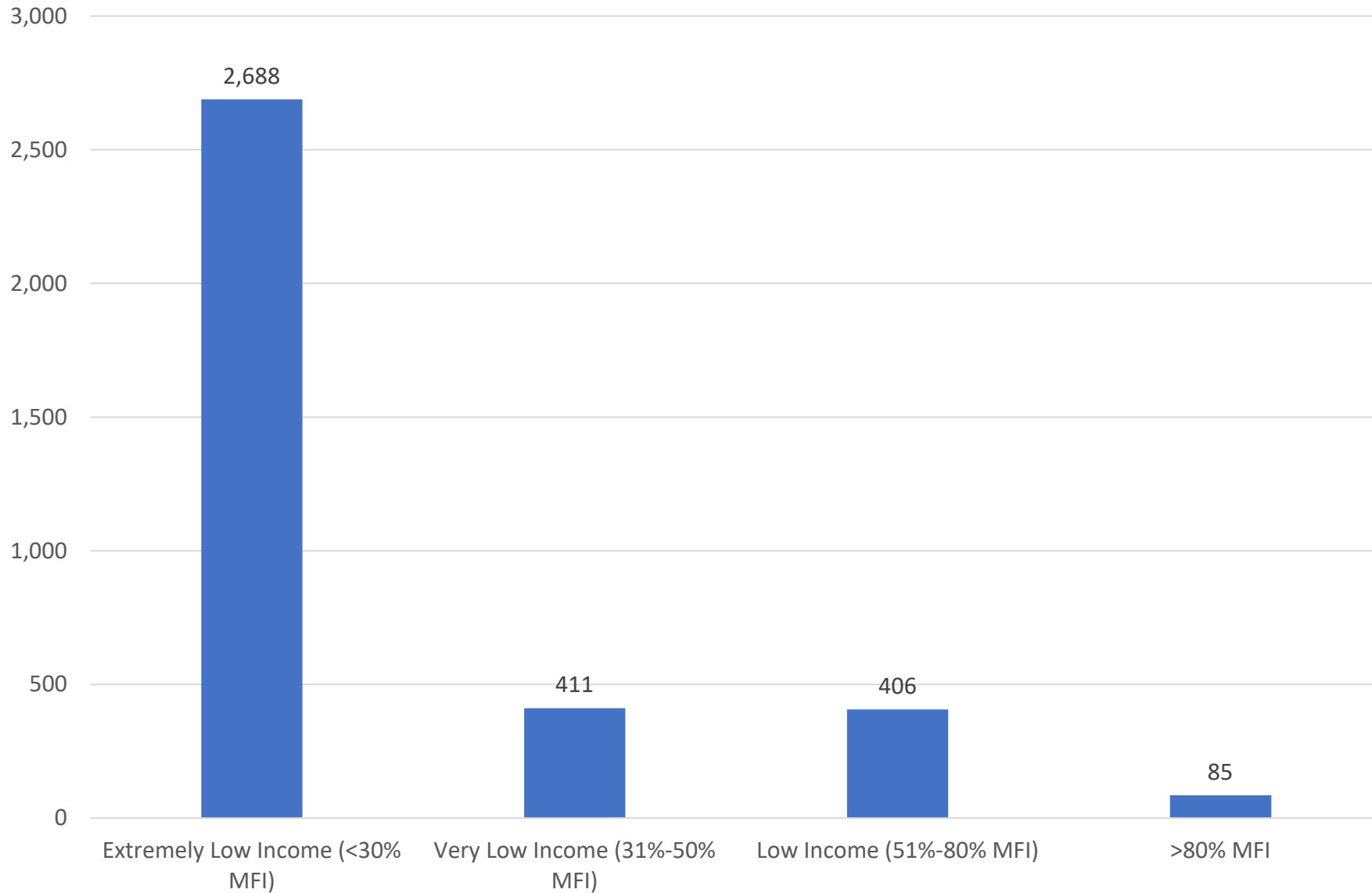
- Total number of people served through federally funded projects: 3,552
- Total number of people/households earning Extremely Low-Income (<30% MFI) served: 2,688
- Total number of federal dollars spent:

Entitlement: \$9,765,175

CARES Act: \$10,196,749



Population Served by Income

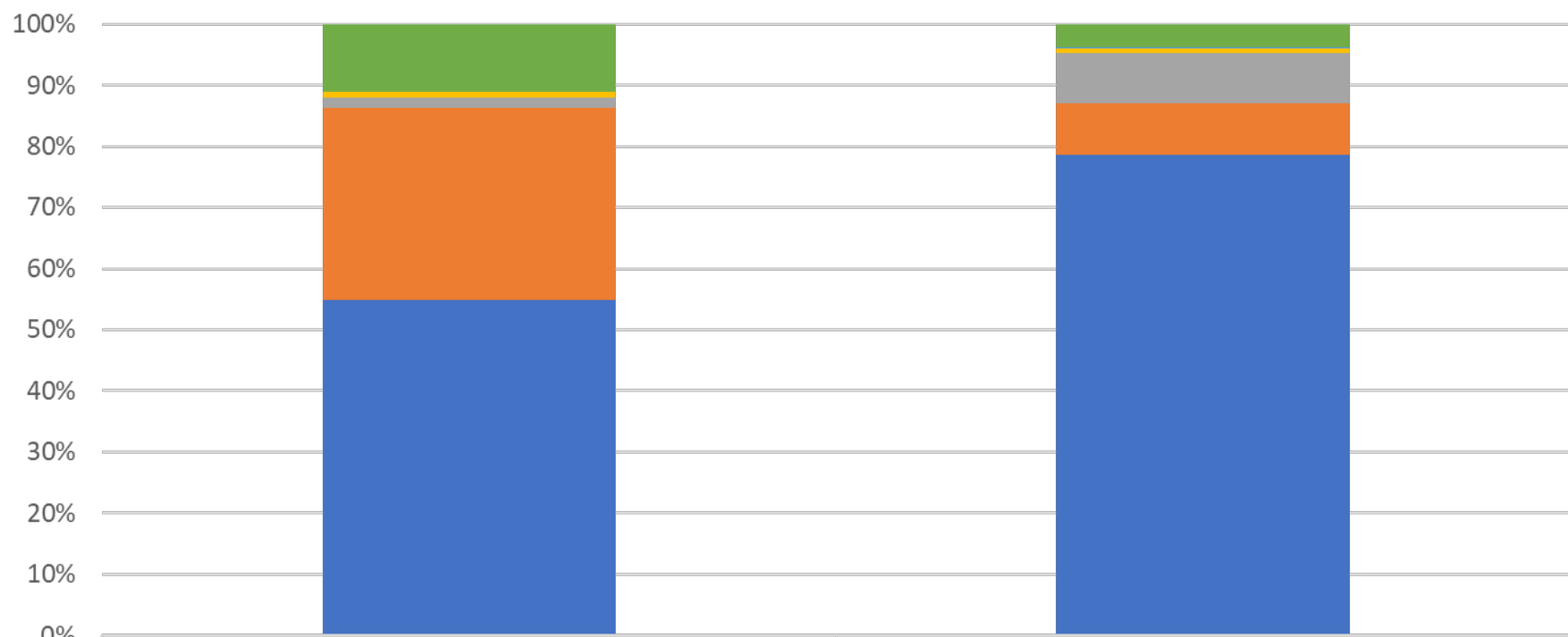


Population of Austin Vs. Population Served by Race

Data includes persons served by CDBG, HOME, HOPWA, AND ESG funded activities

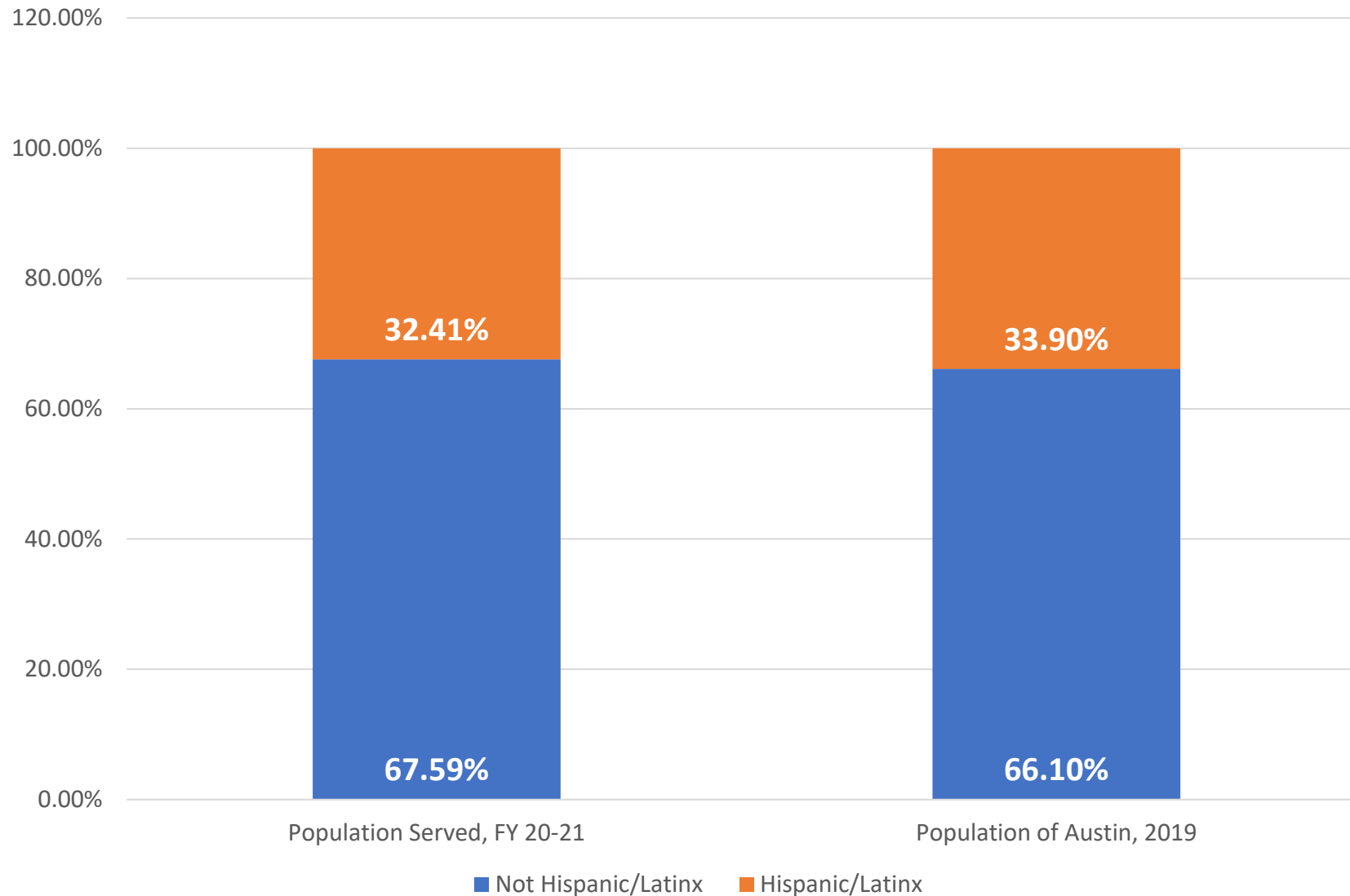
*Austin Population data provided by the American Community Census

*Population served data provided by Housing and Planning Department and Austin Public Health staff



	Population Served FY 20-21	Population of Austin, 2019
Multi	11.02%	3.50%
Native Hawaiian or Other Pacific Islander	0.10%	0.10%
Native American or Alaskan Native	0.86%	0.70%
Asian	1.77%	7.60%
Black/African American	31.36%	7.80%
White	54.79%	72.60%

Population of Austin Vs. Population Served by Ethnicity



People Served by Investment Category

Investment Category	Persons/Households Served
Special Needs Assistance	878
Homeless Assistance	1,153
Renter Assistance	1,327
Homebuyer Assistance	43
Homeowner Assistance	120
Housing Development Assistance	33
Total	3,552

Austin Small Business Relief Grant Program

Investment Category	Businesses Served
Other Community Development Assistance	89

FY 20-21 Services Provided- Goals vs. Outcomes

Select Programs

Childcare Services <ul style="list-style-type: none">• Goal: 179• Actual: 151• Expended: \$390,612	Youth/Mental Health Services <ul style="list-style-type: none">• Goal: 159• Actual: 147• Expended: \$188,490	Senior Services <ul style="list-style-type: none">• Goal: 175• Actual: 184• Expended: \$123,995
Tenant Based Rental Assistance <ul style="list-style-type: none">• Goal: 85• Actual: 113• Expended: \$979,663	Homelessness Services* <ul style="list-style-type: none">• Goal: 1,118• Actual: 426• Expended: \$1,638,420	Tenants' Rights Assistance <ul style="list-style-type: none">• Goal: 527• Actual: 297• Expended: \$287,223

*This category includes Rapid Rehousing and Shelter Operation and Maintenance, funded by the Emergency Solutions Grant

FY 20-21 Services Provided- Goals vs. Outcomes

Select Programs

Down Payment Assistance

- Goal: 25
- Actual: 43
- Expended: \$1,585,999

Architectural Barrier Removal-Owner

- Goal: 80
- Actual: 29
- Expended: \$567,166

Minor Home Repair

- Goal: 200
- Actual: 85
- Expended: \$781,409

Homeowner Rehabilitation Loan Program

- Goal: 9
- Actual: 6
- Expended: \$748,584
*includes General Fund dollars)

Rental Housing Development Assistance

- Goal: 411
- Actual: 335
- Expended: Federal: \$269,585; GO Bonds: \$22,057,711

Ownership Housing Development Assistance

- Goal: 16
- Actual: 42
- Expended: Federal: \$202,562; GO Bonds: \$5,860,334

CARES Act Progress Report

Childcare Services-CV

- Goal: 295
- Actual: 21
- Expended: \$16,171
(Program ongoing)

HOPWA-CV

- Goal: 126
- Actual: 82
- Expended: \$240,293

Emergency Rental Assistance (RENT 2.0)

- Goal: 3,998
- Actual: 1,030
- Expended: \$5,461,487

Emergency Rental Assistance- Homeless Assistance

- Goal: 143
- Actual: 194
- Expended: \$1,000,000

ESG-CV Rapid Rehousing

- Goal: 1,100
- Actual: 357
- Expended: \$640,392

ESG-CV Temporary Emergency Shelter

- Goal: 310
- Actual: 61
- Expended: \$234,405

Households with Children Served

Housing Program Highlights

Households with Children Under 5 years old Served

Down Payment Assistance: 10 households; 23% of total households served

Architectural Barrier Removal: 1 household; 4% of total households served

Minor Home Repair: 1 household; 1% of total households served

Homeowner Rehabilitation Loan Program: 1 household; 17% of total households served

RENT 2.0, 3.0, 4.0 (Emergency Rental Assistance): 3,042 households, 63% of total households served



CDBG Special Needs Assistance : Child Care



Services provided in FY 20-21:

*All programs
serve low to
moderate
income
families in
the Austin
community*

1. **Early Head Start Program** provides affordable, accessible, high-quality direct services in early education and child care to children up to 3 years old so parents may attend school, job training, or work.
2. **Teen Parent Child Care Program** provides affordable, accessible, high-quality early education and care for children up to 5 years old so parents may attend middle school or high school
3. **Bridge Child Care Voucher Program** provides affordable, accessible child care for children up to age 12 through referrals and subsidies to homeless families, near-homeless families, and other families in crisis



CDBG Special Needs Assistance : Child Care (continued)

Service Providers:

- Early Head Start Program – Child, Inc.
- Teen Parent Child Care Program – AISD
- Bridge Child Care Voucher Program – YWCA

FY 20-21 Highlights

- 151 children served
- Agencies continued to innovate and work diligently to connect families to services during the pandemic



CDBG Special Needs Assistance : Child Care (continued)

Household and income data:

- 151 children served from 123 households
- 92.7% of children from families with *extremely low Median Family Income (0-30% MFI)*
- 7.2% of children from families with low Median Family Income (30.1 to 50% MFI)
- 77% of children with a female head of household
- 0% with a disabled or elderly (62+) head of household



Race and Ethnicity Demographics:

31.7% White

29.1% Latino*

37% Black/African American

1.9% Multi-Racial

0% Asian

0% American Indian/Alaskan Native

0% Native Hawaiian/Pacific Islander

*(HUD counts Latino as an ethnicity, and a subset of race. Thus, clients are always counted as Latino *and* White, Black/African American, Asian, American Indian/Alaskan Native, Native Hawaiian/Pacific Islander, or Multi-Racial)



CDBG-CV Special Needs Assistance :

Child Care for Essential Workers

Service Provider – Workforce Solutions

Program pays for emergency childcare for low to moderate income essential workers during the COVID-19 pandemic and provides information to families on licensed childcare providers.

Services include week day, overnight and weekend child care for children ages 0-13, or older children with special needs.

FY 20-21 Highlights

- Promotes continuity of quality child care for children – a critical factor of quality in early care and education, and prevents disruptions – which hinders family capacity to gain or maintain earnings.
- Contract amended in December 2021 to extend services to:
 - ❑ Essential workers whose employment has been negatively impacted by the pandemic and are now engaged in job search or training
 - ❑ People working in child care and education industries, which the Texas Workforce Commission added to the essential worker list in July 2021.
- Post amendment, enrollment has significantly increased. As of January 2022, Workforce solutions has served 100 children of essential workers.



CDBG-CV Special Needs Assistance : Child Care for Essential Workers

Household and income data:

- 42.8 % of children from families with *extremely low Median Family Income (0-30% MFI)*
- 14.2% of children from families with low Median Family Income (30.1 to 50% MFI)
- 42.8 of children from families with Moderate Median Family Income (50.1 to 80 % MFI)
- 76.1% of children with a female head of household
- 0% with a disabled or elderly (62+) head of household



CDBG-CV Special Needs Assistance : Child Care for Essential Workers

Race and Ethnicity Demographics:

9.5% White

66.6 Latino*

14.2 % Black/African American

9.5% Multi-Racial

0% Asian

0% American Indian/Alaskan Native

0% Native Hawaiian/Pacific Islander

*(HUD counts Latino as an ethnicity, and a subset of race. Thus, clients are always counted as Latino *and* White, Black/African American, Asian, American Indian/Alaskan Native, Native Hawaiian/Pacific Islander, or Multi-Racial)



Federal Reporting Processes



U.S. Department of Housing and Urban Development (HUD)

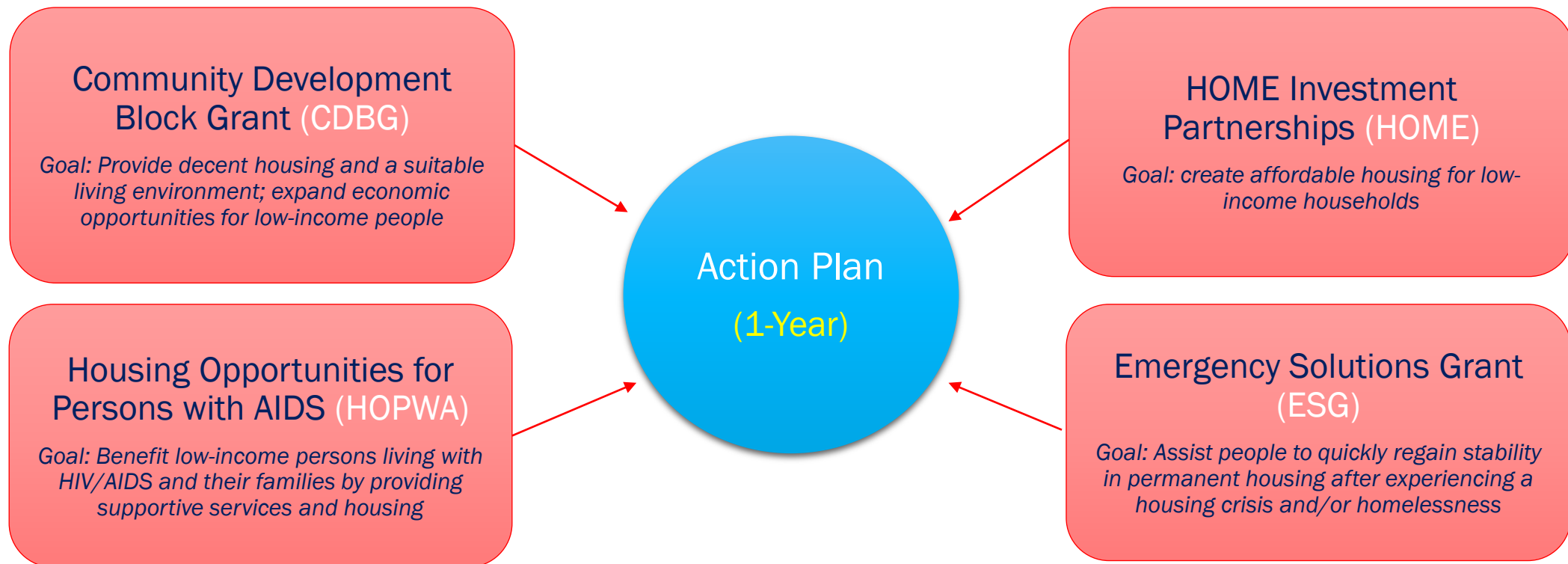


****You Are Here:*** The proposed *Fiscal Year 22-23 Action Plan* presents *Year 4* of the 5-Year Consolidated Plan



Fiscal Year 22-23 Action Plan & Funding Sources

- Year 4 of 5-Year reporting period
- Serves as application for funding from four entitlement grants



Programs & Activities

- Homelessness Assistance
- Special Needs Assistance
- Renters Assistance
- Homeowner Assistance
- Homebuyer Assistance
- Housing Developer Assistance
- Other Community Development



Homelessness Assistance

Emergency Solutions Grant programs

- Rapid Rehousing
- Tenant-Based Rental Assistance
- ARCH Operation and Maintenance





Special Needs Assistance

- [Housing Opportunities for Persons with AIDs \(HOPWA\) programs](#)
- [Child Care Services](#)
- [Youth Mental Health services](#)
- [Senior Services](#)





Renters Assistance

- Tenant-Based Rental Assistance
- Architectural Barrier Removal- Renter
- Tenants' Rights Assistance





Homeowner Assistance

- Architectural Barrier Removal- Owner
- Minor Home Repair
- Homeowner Rehabilitation Loan Program
- GO Repair! Program




ROOF REPAIR





Homebuyer Assistance

- Down Payment Assistance Program





Housing Developer Assistance

- Rental Housing Development Assistance
- Ownership Housing Development Assistance
- Developer incentive-based programs





Other Community Development

- Family Business Loan Program
- Community Housing Development Organization (CHDO) Operating Expense Grants





Action Plan Timeline



Community Needs Assessment

Date	Action
Wednesday, March 3	City Council - SET a Public Hearing for Community Needs
Monday, March 7	Start of Community Needs Assessment- Speak up page launches, press release sent out
Tuesday, March 8	Home Repair Coalition Consultation
Wednesday, March 9	Early Childhood Council
Monday, March 14	Austin Area Urban League Consultation
Tuesday, March 15	Housing Authority of Travis County Consultation
Wednesday, March 16	Integral Care Consultation
Thursday, March 17	Building and Strengthening Tenant Action (BASTA) Consultation
Monday, March 21	SAFE Alliance Consultation
Tuesday, March 22	Housing Authority of the City of Austin Consultation
Tuesday, March 22	Hispanic/Latino Quality of Life Resource Advisory Commission
Thursday, March 24	City Council - Conduct a Public Hearing for Community Needs
Monday, March 28	HIV Planning Council
Monday, April 4	ECHO Leadership Council
Monday, April 4	Commission on Immigrant Affairs
Tuesday, April 5	African American Resource Advisory Commission
Wednesday, April 6	Caritas Consultation
Tuesday, April 12	Community Development Commission- Conduct a Public Hearing for Community Needs
Wednesday, April 13	Commission on Seniors
Friday, April 15	End of Community Needs Assessment





Public Comment Period

Date	Action
Tuesday, May 3	Start of Public Comment Period (DRAFT Action Plan Published)
Tuesday, May 10	Community Development Commission - Public Hearing
Tuesday, June 8	Community Development Commission - Final Recommendations
Thursday, June 9	City Council - Conduct a Public Hearing for Public Comment
Friday, June 10	End of Public Comment Period
Thursday, July 28	City Council - Final Action
Wednesday, August 10	HPD SUBMITS ACTION PLAN TO HUD VIA IDIS
Tuesday, August 16	ACTION PLAN DUE TO U.S. DEPARTMENT OF URBAN HOUSING AND DEVELOPMENT






HOUSING & PLANNING



SPEAKUP Austin!

City of Austin FY 22-23 Action Plan


Active Projects



City of Austin Action Plan FY 21-22 Action Plan

Each year, the City of Austin prepares an Action Plan- a plan detailing the amount of federal funding...

[View Project](#)



Economic Recovery and Resiliency Framework

DEADLINE TO SUBMIT FEEDBACK: April 23, 2021 at 5:00 p.m.


The City of Austin...

[View Project](#)



Your Next Police Chief Recruitment Process

[View Project](#)



FY 2019-20 Consolidated Performance and Evaluation Report (CAPER)

DRAFT FY 2019-20 CAPER TO BE AVAILABLE FOR REVIEW FEBRUARY 24, 2021 TO MARCH 11, 2021

[View Project](#)



Tannehill Affordable Housing Development

Welcome to Tannehill Lane Development ATX! Who is AHFC? The Austin Housing Finance Corporation...

[View Project](#)



ATX Digital Access Forum

The ATX Digital Access Forum is a space to collect stories from Austin community members about...

[View Project](#)